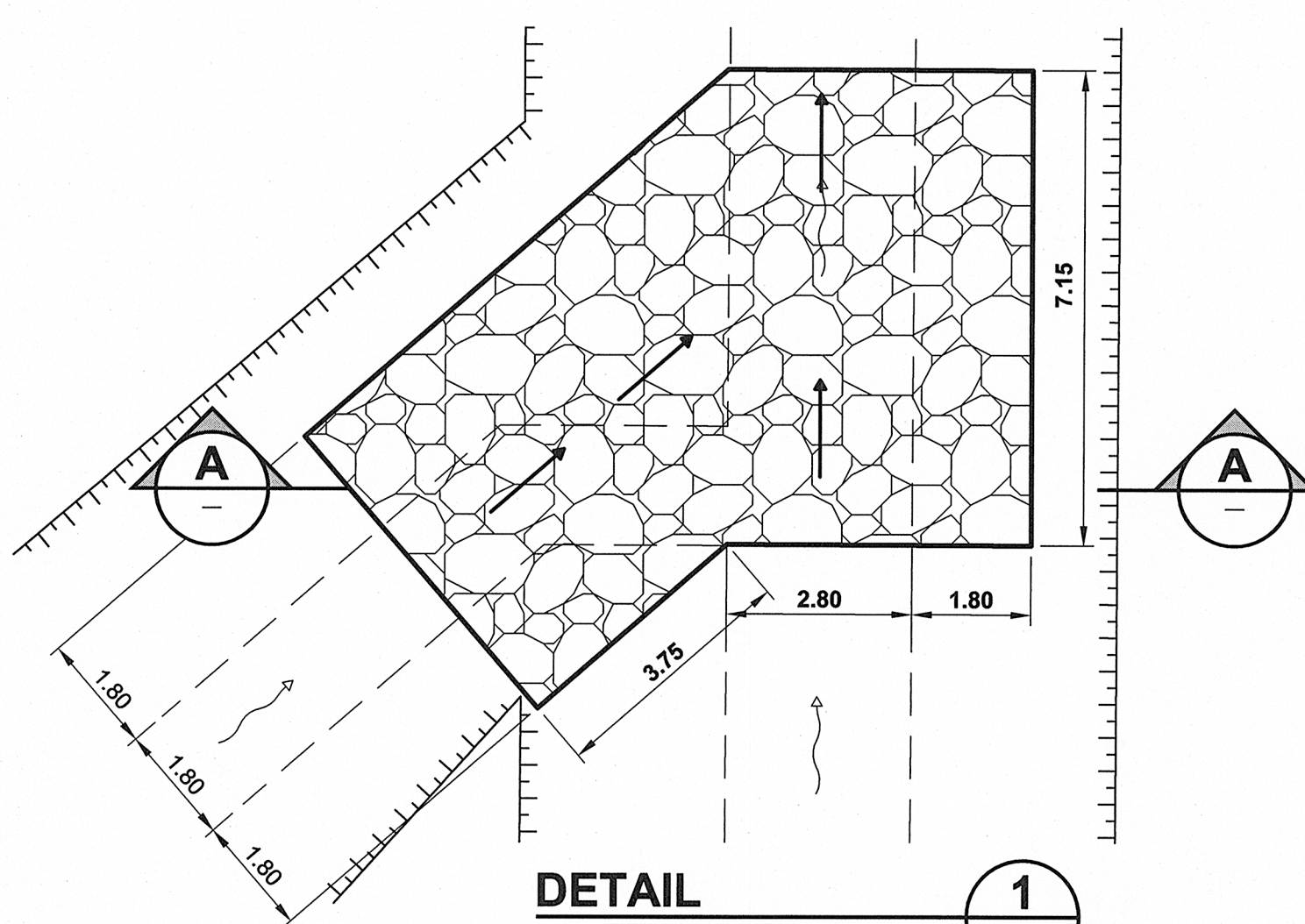
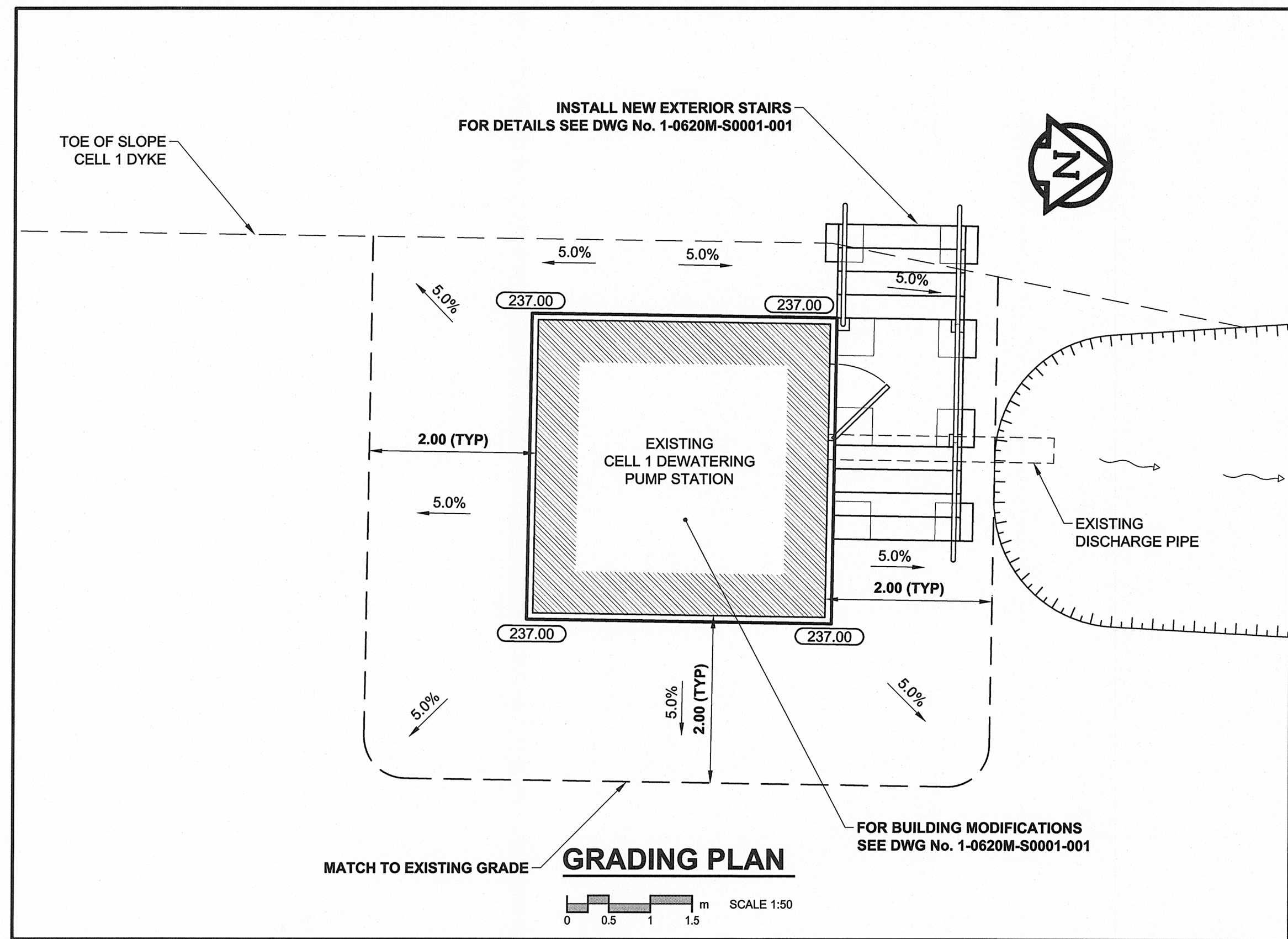


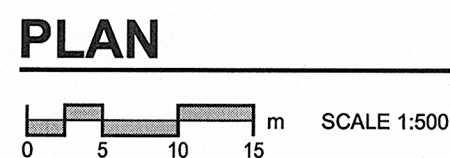
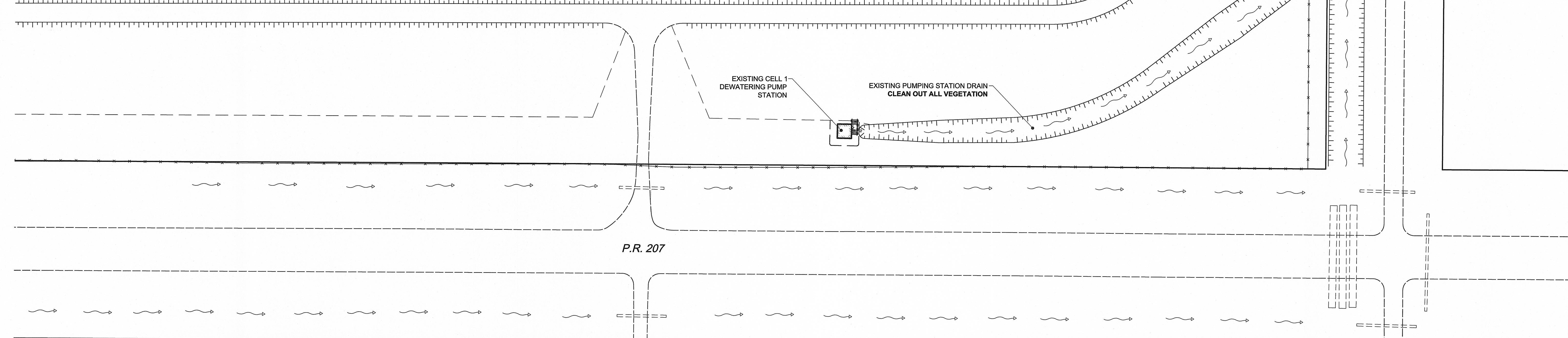
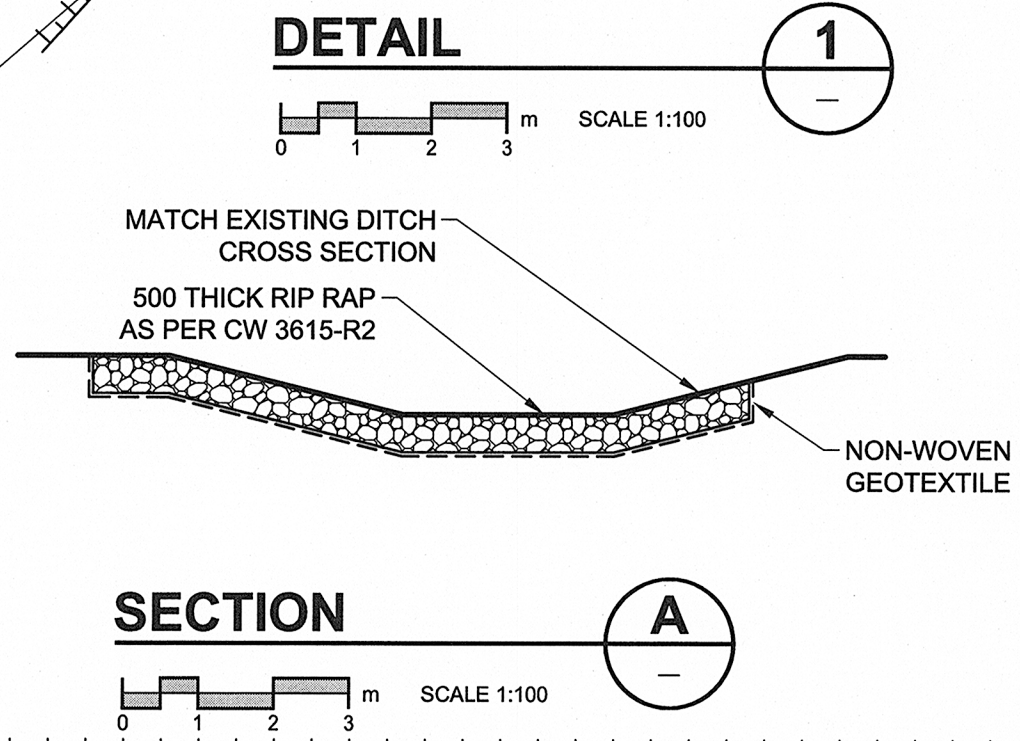
D SIZE 22" x 34" (559mm x 864mm)

PLOT: 9/20/2012 1:29:13 PM

AECOM REVIEW DRFT CHK  
AECOM FILE NAME: 60163046-01-C-102-ROX.dwg Saved By: [unclear]



CELL #1



METRIC  
WHOLE NUMBERS INDICATE MILLIMETRES  
DECIMALIZED NUMBERS INDICATE METRES

**APEGM**  
Certificate of Authorization  
AECOM Canada Ltd.  
No. 4671 Date: 21 Sept 2012

BID OPPORTUNITY NO. 708-2012

EXISTING	NEW	EXISTING	NEW	EXISTING	NEW	EXISTING	NEW
150 WM	150 WM	150 WM	150 WM	150 WM	150 WM	150 WM	150 WM
HYDRANT	HYDRANT	REDUCER	REDUCER	HYDRANT	HYDRANT	REDUCER	REDUCER
VALVE	VALVE	COUPLING	COUPLING	VALVE	VALVE	COUPLING	COUPLING
300 LDS	300 LDS	ANODE	ANODE	300 LDS	300 LDS	ANODE	ANODE
250 WWS	250 WWS	HYDRO	HYDRO	250 WWS	250 WWS	HYDRO	HYDRO
MANHOLE	MANHOLE	MTS	MTS	MANHOLE	MANHOLE	MTS	MTS
CATCH BASIN	CATCH BASIN	GAS	GAS	CATCH BASIN	CATCH BASIN	GAS	GAS
CURB INLET	CURB INLET	TESTHOLE	TESTHOLE	CURB INLET	CURB INLET	TESTHOLE	TESTHOLE
CULVERT	CULVERT	LAMP STANDARD	LAMP STANDARD	CULVERT	CULVERT	LAMP STANDARD	LAMP STANDARD
PIPE ABANDONMENTS	PIPE ABANDONMENTS	TREE	TREE	PIPE ABANDONMENTS	PIPE ABANDONMENTS	TREE	TREE
SURVEY BAR	SURVEY BAR			SURVEY BAR	SURVEY BAR		
LEGEND - PLAN	LEGEND - PLAN	LEGEND - PROFILE	LEGEND - PROFILE	LEGEND - PLAN	LEGEND - PLAN	LEGEND - PROFILE	LEGEND - PROFILE

**LOCATION APPROVED**  
UNDERGROUND STRUCTURES

SUPR. U/G STRUCTURES DATE COMMITTEE

**NOTE:**  
LOCATION OF UNDERGROUND STRUCTURES AS SHOWN ARE BASED ON THE BEST INFORMATION AVAILABLE. BUT NO GUARANTEE IS GIVEN THAT ALL EXISTING UTILITIES ARE SHOWN OR THAT THE GIVEN LOCATIONS ARE EXACT. CONFIRMATION OF EXISTENCE AND EXACT LOCATION OF ALL SERVICES MUST BE OBTAINED FROM THE INDIVIDUAL UTILITIES BEFORE PROCEEDING WITH CONSTRUCTION.

NO.	REVISIONS	DATE	BY
0	ISSUED FOR CONSTRUCTION	12/09/21	KMB/KLC

**AECOM**

DESIGNED BY: ADB  
CHECKED BY: [Signature]  
DRAWN BY: KMB  
APPROVED BY: [Signature]  
HOR. SCALE: 1:500  
VERT. SCALE: N/A  
RELEASED FOR CONSTRUCTION  
DATE: 21 Sept 2012

PROFESSIONAL'S SEAL  
PROVINCE OF MANITOBA  
21 Sept 2012  
C.C. MACEY  
REGISTERED ENGINEER  
CONSULTANT DRAWING NO.  
60163046-01-C-102-ROX.dwg

**THE CITY OF WINNIPEG**  
WATER AND WASTE DEPARTMENT

**DEACON CULVERT REHABILITATION**

CIVIL  
CELL 1 DEWATERING PUMP STATION GRADING PLAN

SHEET 3 OF 10  
CITY DRAWING NUMBER  
1-0620M-C0008-001  
REV 0