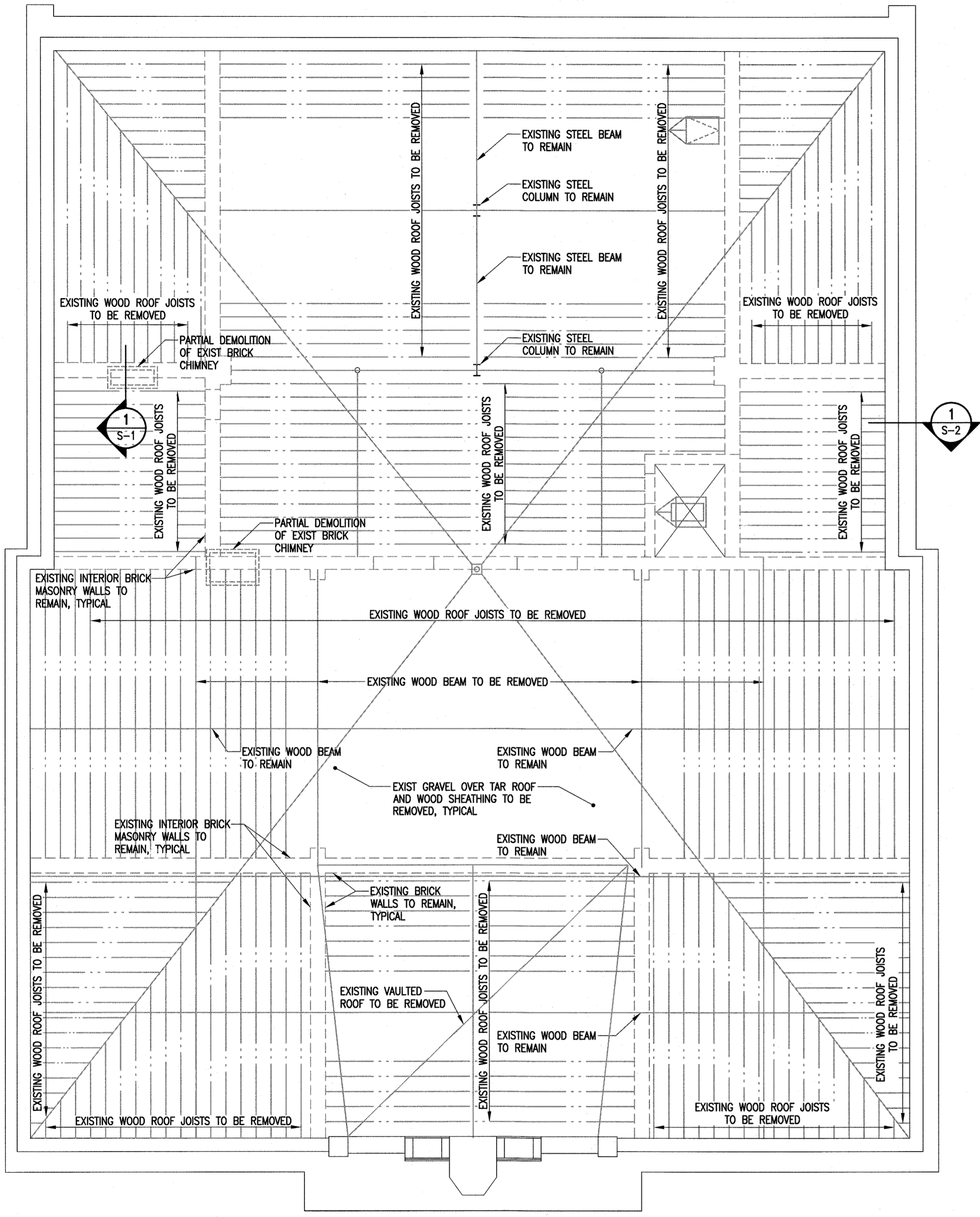
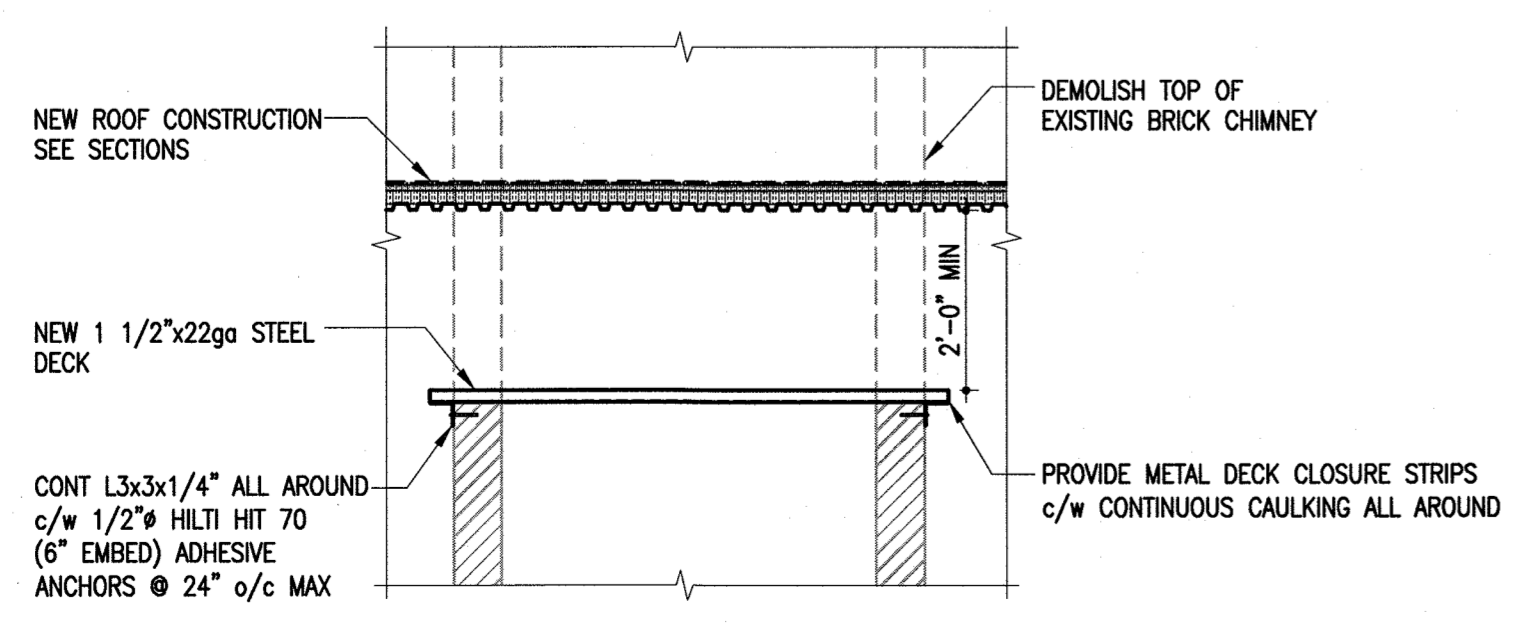


NOTES:

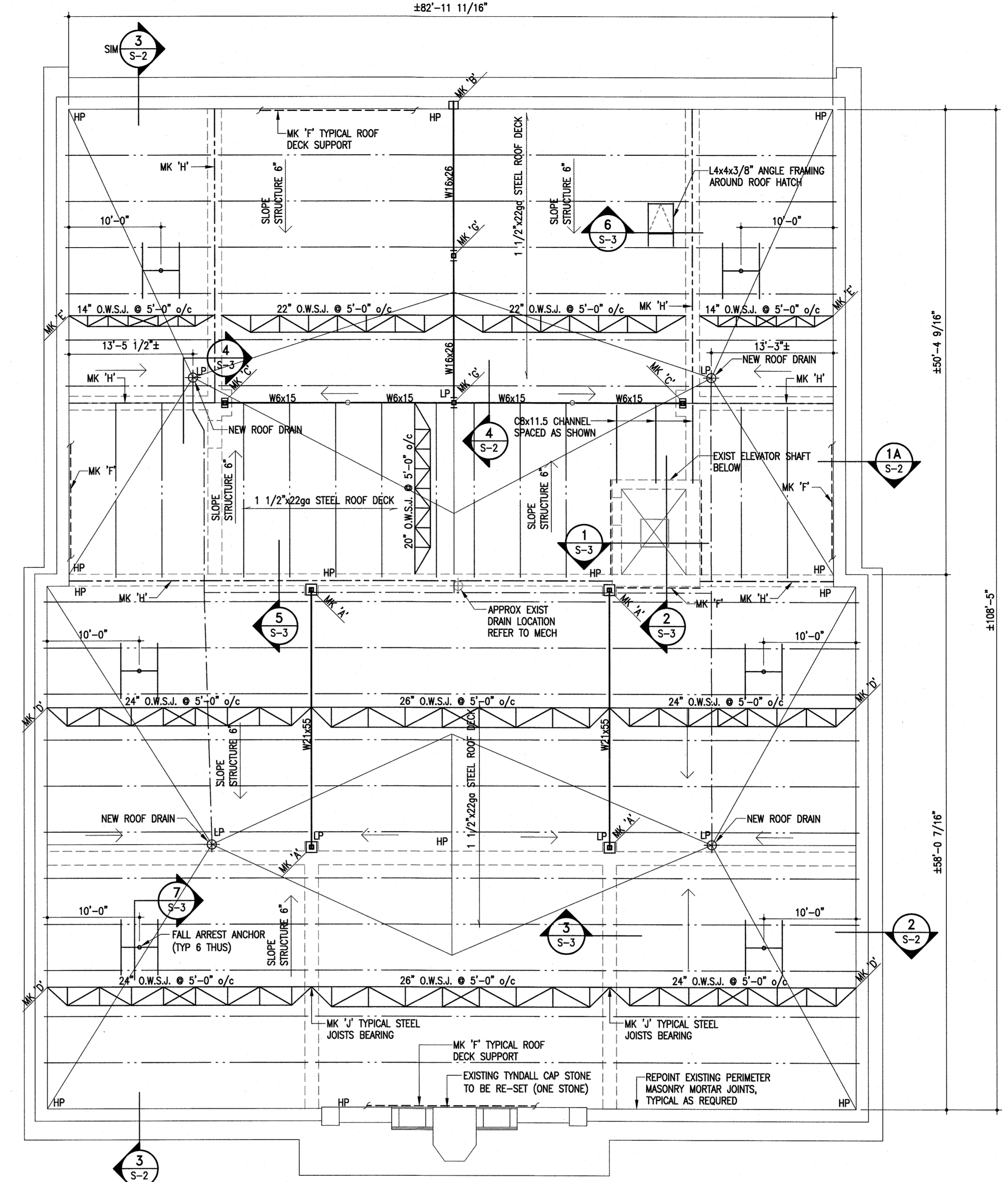


**EXISTING ROOF DEMOLITION PLAN**  
 SCALE: 1/4" = 1'-0"

- ALL EXISTING ROOFING, SHEATHING/DECKING, JOISTS, AND ROOF BEAMS TO BE REMOVED UNLESS NOTED.
- CEILING STRUCTURE AND PLASTER TO REMAIN AND BE PROTECTED THROUGHOUT PROJECT.



**TYPICAL CAP OVER EXISTING CHIMNEYS (2 THUS)**  
 SCALE: 1/4" = 1'-0"




**NEW ROOF FRAMING PLAN**  
 SCALE: 1/4" = 1'-0"

- DESIGN LIVE LOAD = 75 PSF
- DESIGN DEAD LOAD = 20 PSF
- PROVIDE 1" NON-SHRINK GROUT UNDER ALL STEEL BEARING AND BASE PLATES TYPICAL.

**STEEL SCHEDULE**


- MK 'A'**: HSS 5x5x1/4 x 4' HIGH STUB COLUMN ON 14"x14"x1" BASE PLATE C/W 4-3/4" DIA. x 32" LONG THREADED ROD ANCHOR BOLTS DRILLED AND EPOXY GROUTED INTO EXISTING MASONRY.
- MK 'B'**: 10"x12"x3/4" BEARING PLATE C/W 2-3/4" DIA. x 32" LONG THREADED ROD ANCHOR BOLTS DRILLED AND EPOXY GROUTED INTO EXISTING MASONRY.
- MK 'C'**: HSS 5x5x1/4 x 4' HIGH STUB COLUMN ON 8"x12"x 3/4" BASE PLATE C/W 2-3/4" DIA. x 24" LONG THREADED ROD ANCHOR BOLT DRILLED AND EPOXY GROUTED INTO EXISTING MASONRY.
- MK 'D'**: 8"x12"x 5/8" OWSJ BEARING PLATES C/W 2-1/2" DIA. x 32" LONG THREADED ROD ANCHOR BOLTS DRILLED AND EPOXY GROUTED INTO EXISTING MASONRY.
- MK 'E'**: 8"x12"x5/8" OWSJ BEARING PLATES C/W 2-1/2" DIA. x 18" LONG THREADED ROD ANCHOR BOLTS DRILLED AND EPOXY GROUTED INTO EXISTING MASONRY.
- MK 'F'**: CONTINUOUS L3x3x1/4 STEEL ROOF DECK SUPPORT C/W 1 1/2" DIA. x 12" LONG THREADED ROD ANCHORS AT 24" O/C DRILLED AND EPOXY GROUTED INTO EXISTING MASONRY.
- MK 'G'**: HSS 5x5x1/4 x 4' HIGH STUB COLUMN ON EXISTING W8 STEEL COLUMNS AND ON EXISTING 6" DIA. PIPE COLUMNS.
- MK 'H'**: CONTINUOUS HSS 5x5x1/4 HORIZONTAL BEAM ON HSS 4x4x1/4 STUB COLUMNS SPACED AT 4' O/C C/W 8"x12"x5/8" BASE PLATES AND 2-3/4" DIA. x 24" LONG THREADED ROD ANCHOR BOLTS DRILLED AND EPOXY GROUTED INTO EXISTING MASONRY.
- MK 'J'**: 10"x12"x 5/8" OWSJ BEARING PLATES C/W 2-1/2" DIA. x 32" LONG THREADED ROD ANCHOR BOLTS DRILLED AND EPOXY GROUTED INTO EXISTING MASONRY.



DRAWING LIST	
SHEET NO.	SHEET TITLE
S-1	DEMOLITION PLAN, NEW ROOF FRAMING PLAN
S-2	GENERAL NOTES, SECTIONS & DETAILS
S-3	SECTIONS & DETAILS

No.	ISSUED FOR CONSTRUCTION	PW	09/11/12
No.	REVISION/DESCRIPTION	BY	DATE

AGER LITTLE ARCHITECTS INC  
 202C - 275 Broadway - Winnipeg, MB R3C 4M8 - (204) 414-9191



DRAWN	MS	CHECKED	H.L.	DESIGNED	PW	APPROVED	H.L.
DATE		USER					
2012.10.31		APPROVAL					

THE CITY OF WINNIPEG  
 PLANNING, PROPERTY AND DEVELOPMENT DEPARTMENT  
 MUNICIPAL ACCOMMODATIONS DIVISION

PROJECT  
 3-65 GARRY STREET, R3C 4K4  
**CARNEGIE LIBRARY**  
**ROOF REPLACEMENT**

380 William Ave, Winnipeg, MB

SHEET TITLE  
**DEMOLITION PLAN**  
**NEW ROOF FRAMING PLAN**

SCALE	PROJECT No:	SHEET No:
AS SHOWN	1210	S-1

DRAWING SHEET SIZE: ARCH D (914mm x 610mm)