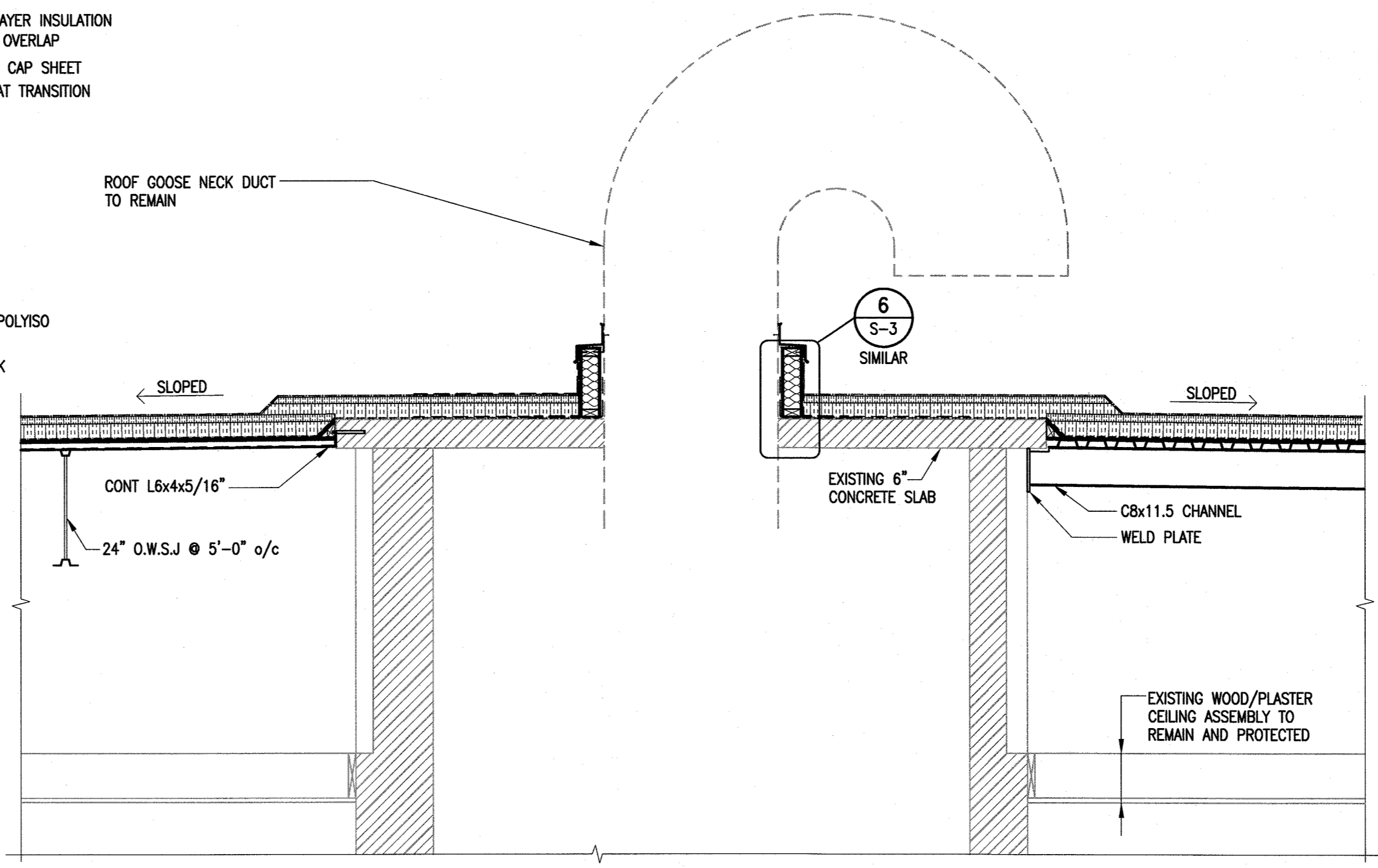
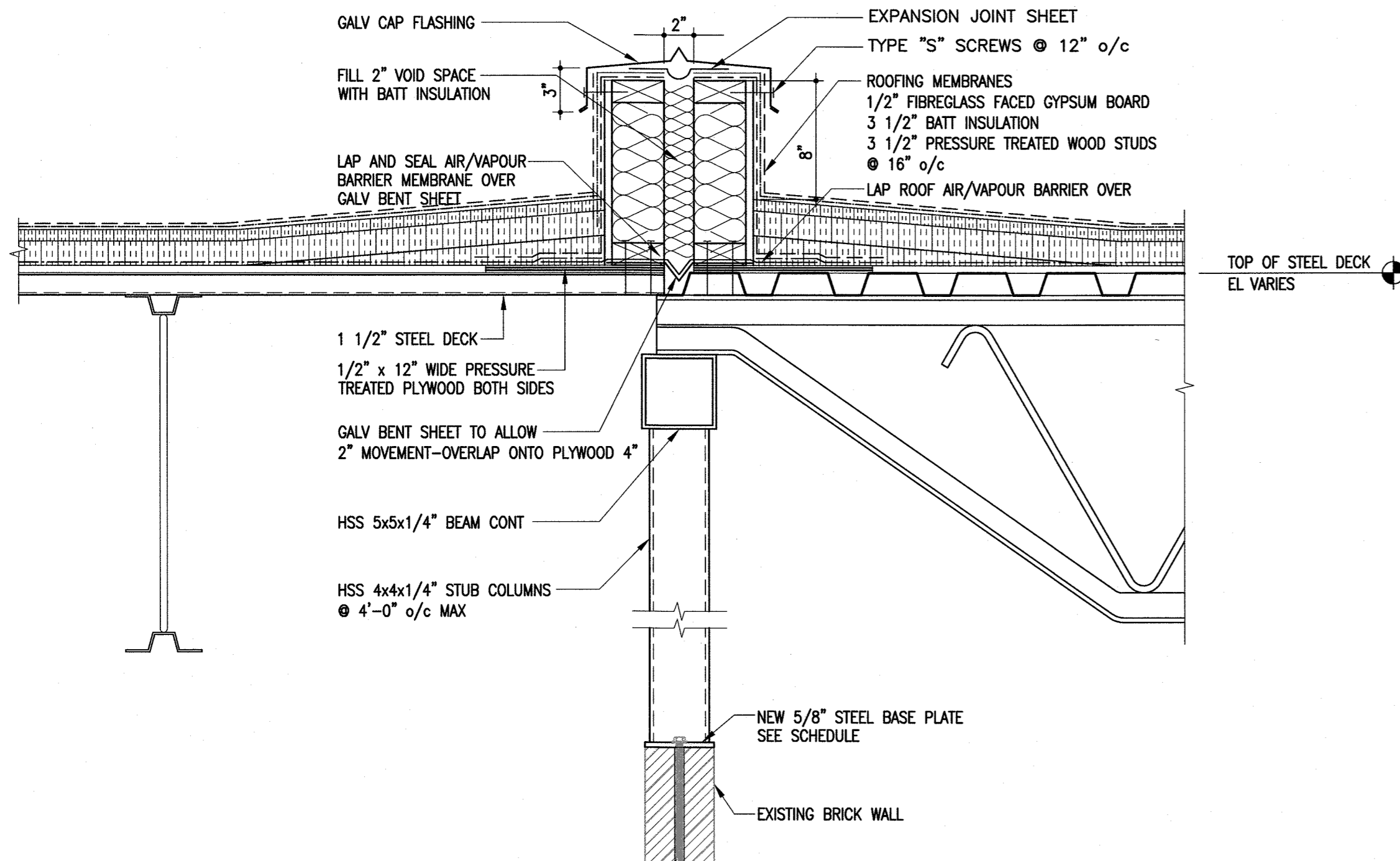


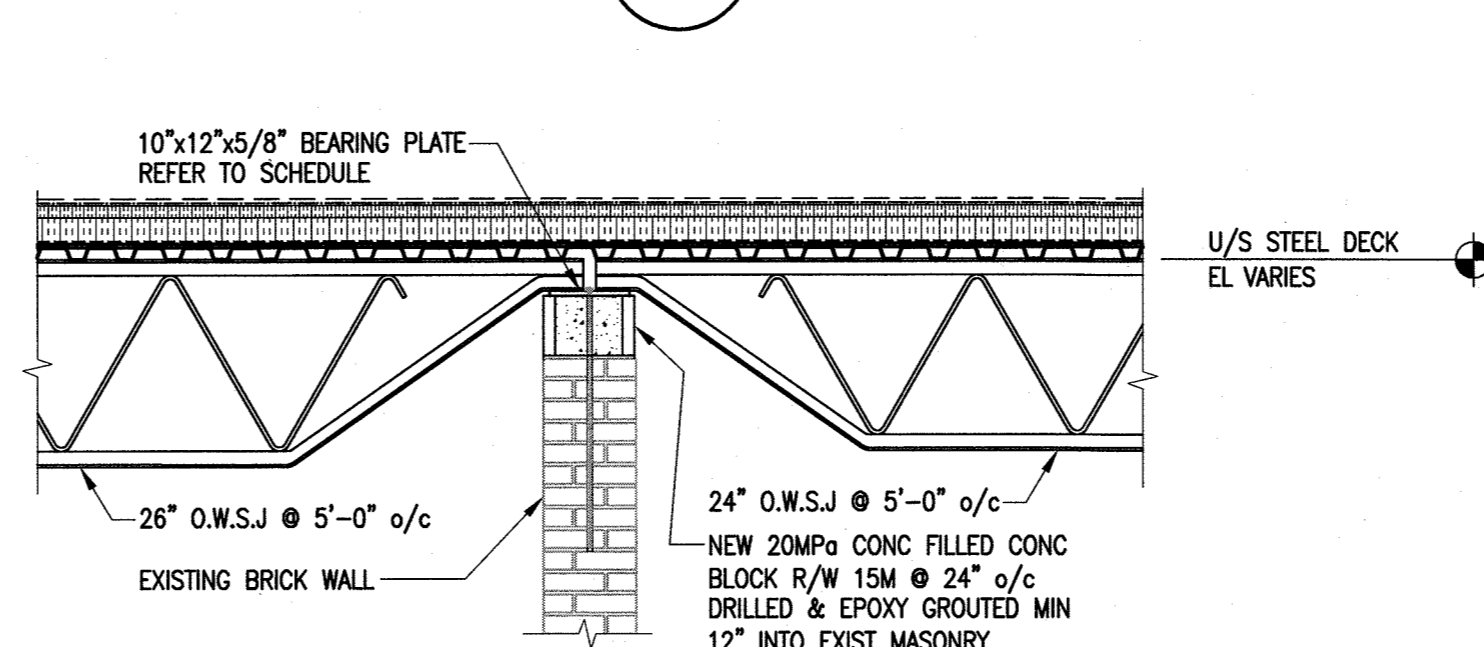
1 SECTION
S-3 1/2" = 1'-0"



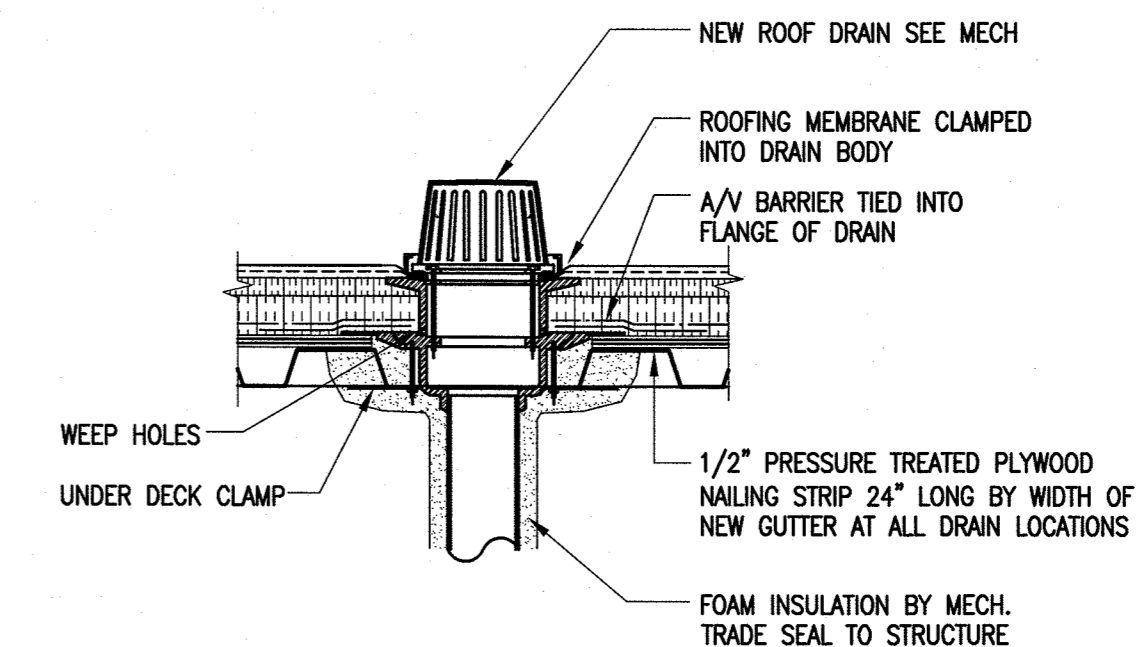
2 SECTION
S-3 1/2" = 1'-0"



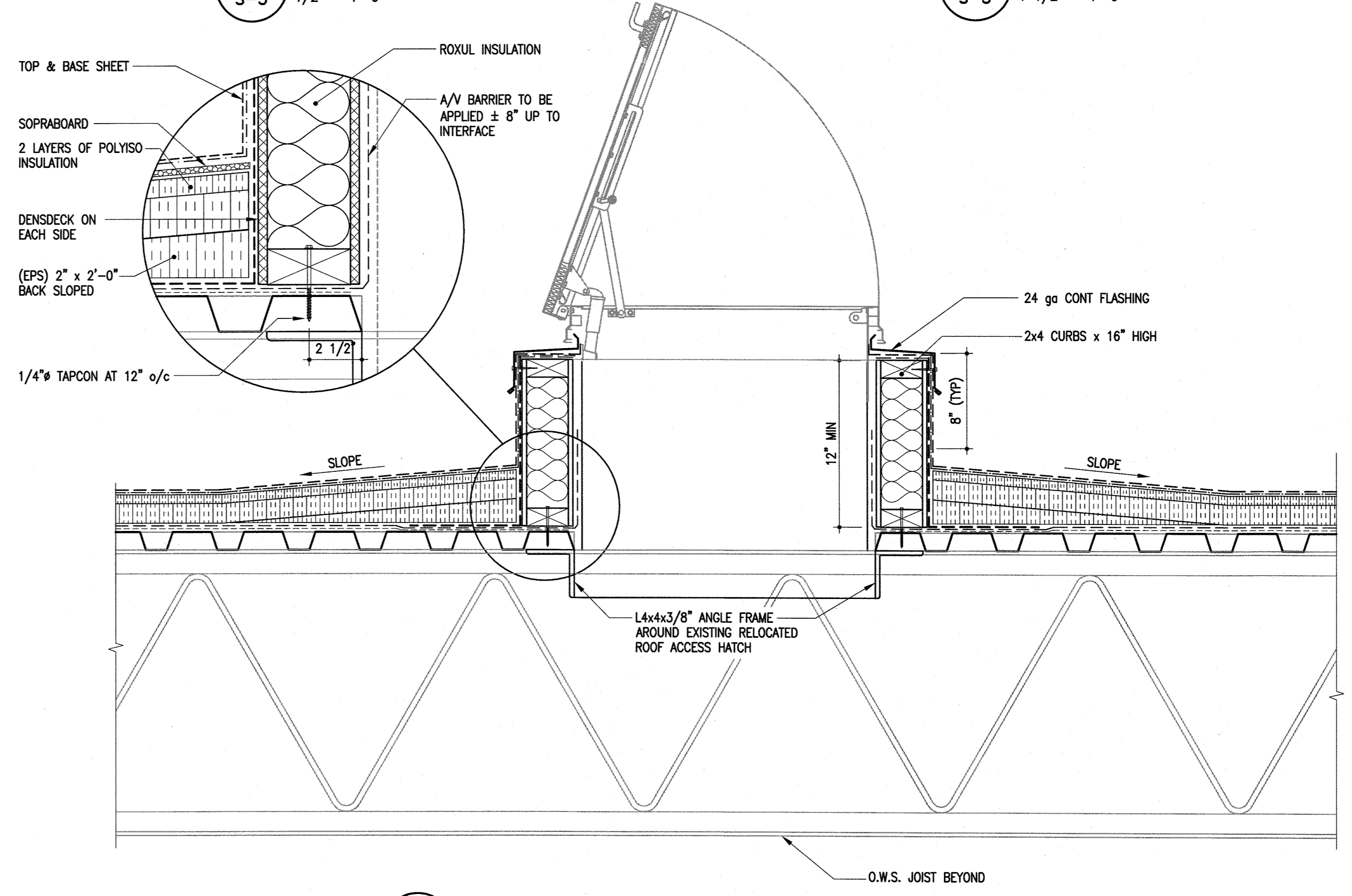
5 EXPANSION JOINT DETAIL
S-3 1 1/2" = 1'-0"



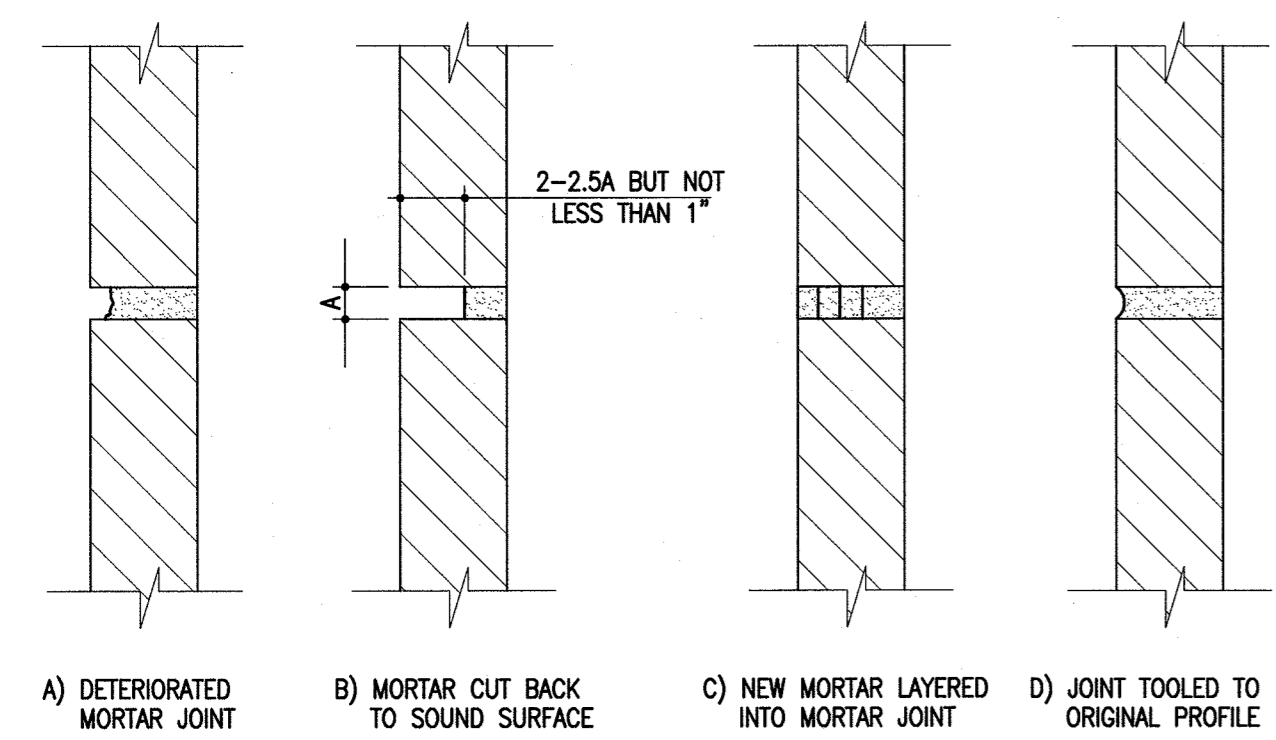
3 SECTION
S-3 1/2" = 1'-0"



4 SECTION
S-3 1 1/2" = 1'-0"



6 TYP ROOF PENETRATION DETAIL
S-3 1 1/2" = 1'-0"



REPOINTING DETAILS

7 MORTAR JOINT REPOINTING PROCEDURE
S-3 SCALE: N.T.S. (BASE BID)

- MASONRY JOINT REPOINTING NOTES:**
- ALL LOCATIONS IDENTIFIED BY CONSULTANT.
- (A) CONSULTANT TO IDENTIFY MORTAR JOINTS FOR REPOINTING ACCORDING TO TYPES OF DETERIORATION INCLUDE:
- I) OPEN JOINTS: THE MORTAR IS DEEPLY ERODED (MORE THAN 1/2" FROM FACE OF MASONRY) OR HAS FALLEN OUT.
 - II) CRACKED JOINTS: CRACKS OF HAIRLINE WIDTH OR LARGER HAVE FORMED IN MORTAR.
 - III) SEPARATED JOINTS: MORTAR AND MASONRY DO NOT ADHERE, RESULTING IN GAP BETWEEN TWO, OR MORTAR SITTING LOOSE ON JOINT.
 - IV) TEST FOR VOIDS AND WEAKNESS BY USING HAMMERS OR OTHER APPROVED MEANS.
 - V) CAULKING HAS BEEN INSTALLED ON OR IN JOINT LINE.
- (B) RAKE UNSOUND JOINTS FREE OF DETERIORATED AND LOOSE MORTAR, DIRT AND OTHER UNDESIRABLE MATERIAL. JOINTS SHOULD BE RAKED TO A DEPTH OF 2 TO 2.5 TIMES THE VERTICAL JOINT WIDTH, BUT AT NO POINT LESS THAN 1". FLUSH OPEN JOINTS AND VOIDS CLEAN WITH WATER AND/OR AIR, AND IF NOT FREE DRAINING, BLOW CLEAN WITH COMPRESSED AIR.
- (C) MORTAR JOINTS ARE TO BE FILLED IN SUCCESSIVE LAYERS. DEEPER JOINTS SHALL BE FILLED FIRST COMPACTING NEW MORTAR IN SEVERAL LAYERS UNTIL BACK OF JOINT IS FLAT. SEVERAL 1/2" LAYERS WILL BE NEEDED TO FILL THE JOINT FLUSH WITH THE SURFACE OF THE MASONRY. ALLOW EACH LAYER TO REACH THUMBPRINT HARDNESS BEFORE THE NEXT IS APPLIED.
- (D) FINISH MASONRY JOINTS TO MATCH EXISTING MORTAR JOINTS. LEAVE EXISTING MASONRY WORK CLEAN AND FREE OF MORTAR DROPPINGS.
- (E) ALL STONE MORTAR TO BE CSA TYPE N. SEE SPECIFICATIONS FOR FURTHER DETAILS.
- (F) JOINT TO BE FINISHED TO ORIGINAL PROFILE.

NOTES:

APEGM
Certificate of Authorization
Crosier Kilgour & Partners Ltd.
No. 235 Date: Nov. 09, 2012

DRAWING LIST	
SHEET No.	SHEET TITLE
S-1	DEMOLITION PLAN, NEW ROOF FRAMING PLAN
S-2	GENERAL NOTES, SECTIONS & DETAILS
S-3	SECTIONS & DETAILS

No.	ISSUED FOR CONSTRUCTION	PW	09/11/12
No.	REVISION/DESCRIPTION	BY	DATE

AGER LITTLE ARCHITECTS INC
202C - 275 Broadway - Winnipeg, MB R3C 4M8 - (204) 414-9191

SEAL

PROVINCE OF MANITOBA
LOUKA
Member
21527
REGISTERED PROFESSIONAL ENGINEER

DRAWN	MS	CHECKED	H.L.	DESIGNED	P.W.	APPROVED	H.L.
DATE		USER					
2012.10.31		APPROVAL					

THE CITY OF WINNIPEG
PLANNING, PROPERTY AND
DEVELOPMENT DEPARTMENT
MUNICIPAL ACCOMMODATIONS
DIVISION
PROJECT 3-65 GARRY STREET, R3C 4K4
**CARNEGIE LIBRARY
ROOF REPLACEMENT**
380 William Ave, Winnipeg, MB

SHEET TITLE: SECTIONS & DETAILS

SCALE	PROJECT No:	SHEET No:
AS SHOWN	1210	S-3

DRAWING SHEET SIZE: ARCH D (914mm x 610mm)