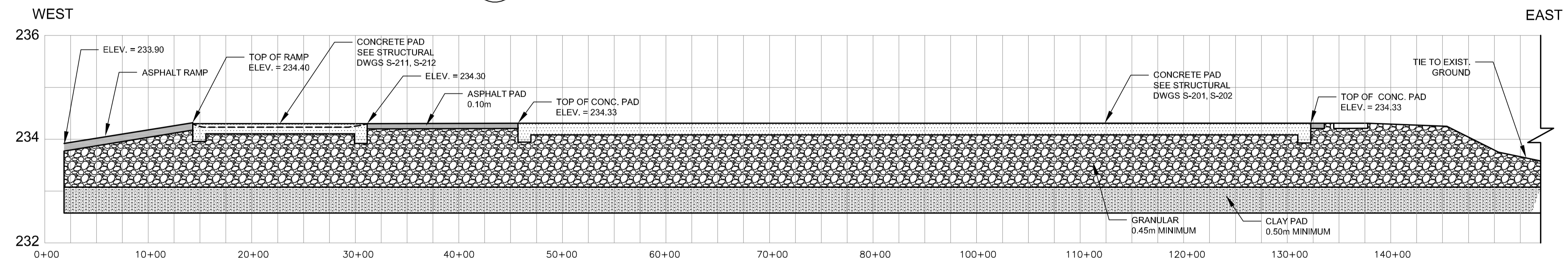
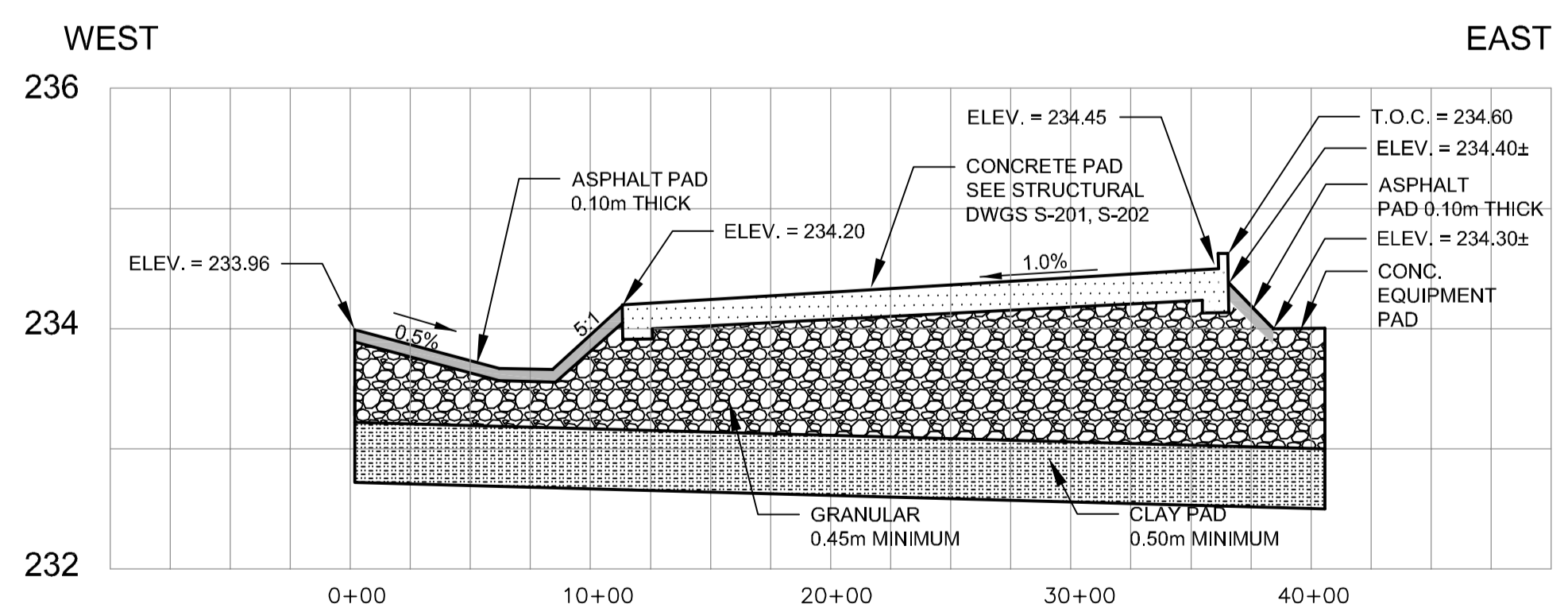


1 ASPHALT AND CONCRETE PAD PLAN  
1:250

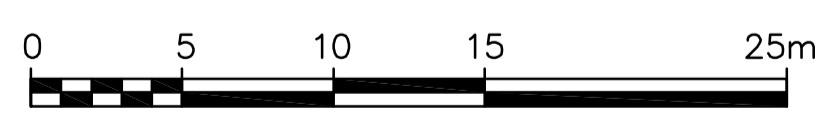


A ASPHALT AND CONCRETE PAD SECTION  
H: 1:250 V: 1:50



B ASPHALT AND CONCRETE PAD SECTION  
H: 1:250 V: 1:50

NOTE:  
 --- EXISTING / BY OTHERS  
 --- NEW WORK TO BE SUPPLIED AND INSTALLED



NO.	REVISIONS	DATE	BY
1	ISSUED FOR ADDENDUM 3	13/03/04	JBC
0	ISSUED FOR CONSTRUCTION	13/01/25	GMH

<b>CH2MHILL</b>		DESIGNED BY	BW	CHECKED BY	BW
		DRAWN BY	GH	APPROVED BY	BM
SCALE:		HORIZONTAL		1:250	
		VERTICAL		1:50	
DATE		2013 01 25		RELEASED FOR CONSTRUCTION	
PLOT DATE:		2013 03 04		DATE	

ENGINEER'S SEAL  
 ORIGINAL SIGNED BY  
 S.B. WILLIAMSON  
 13/01/25  
 CONSULTANT DRAWING NUMBER  
 C-205

**THE CITY OF WINNIPEG**  
 WATER AND WASTE DEPARTMENT  
 ENGINEERING DIVISION

**Winnipeg**

BRADY ROAD RESOURCE MANAGEMENT FACILITY  
 LEAF AND YARD WASTE AND  
 PILOT BIOSOLIDS COMPOSTING

CIVIL  
 BIOSOLIDS ASPHALT/CONCRETE PAD LAYOUT

SHEET 7 OF 45  
 CITY DRAWING NUMBER  
 1-0400B-C0005-001-01