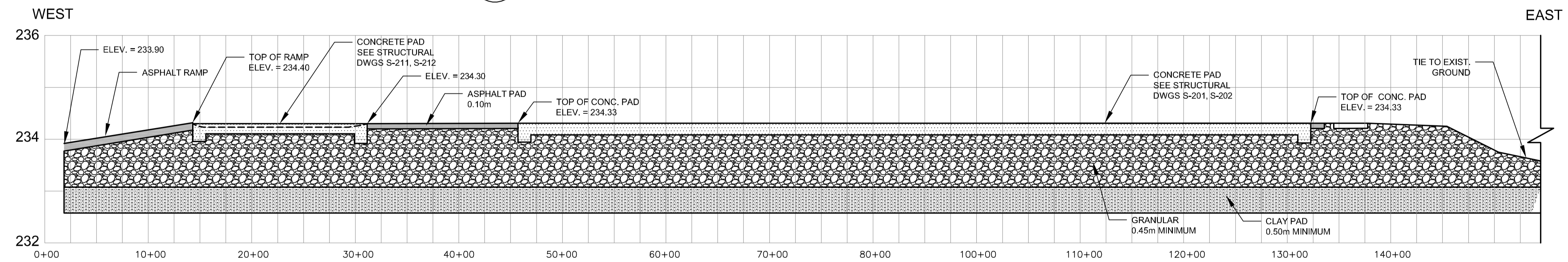
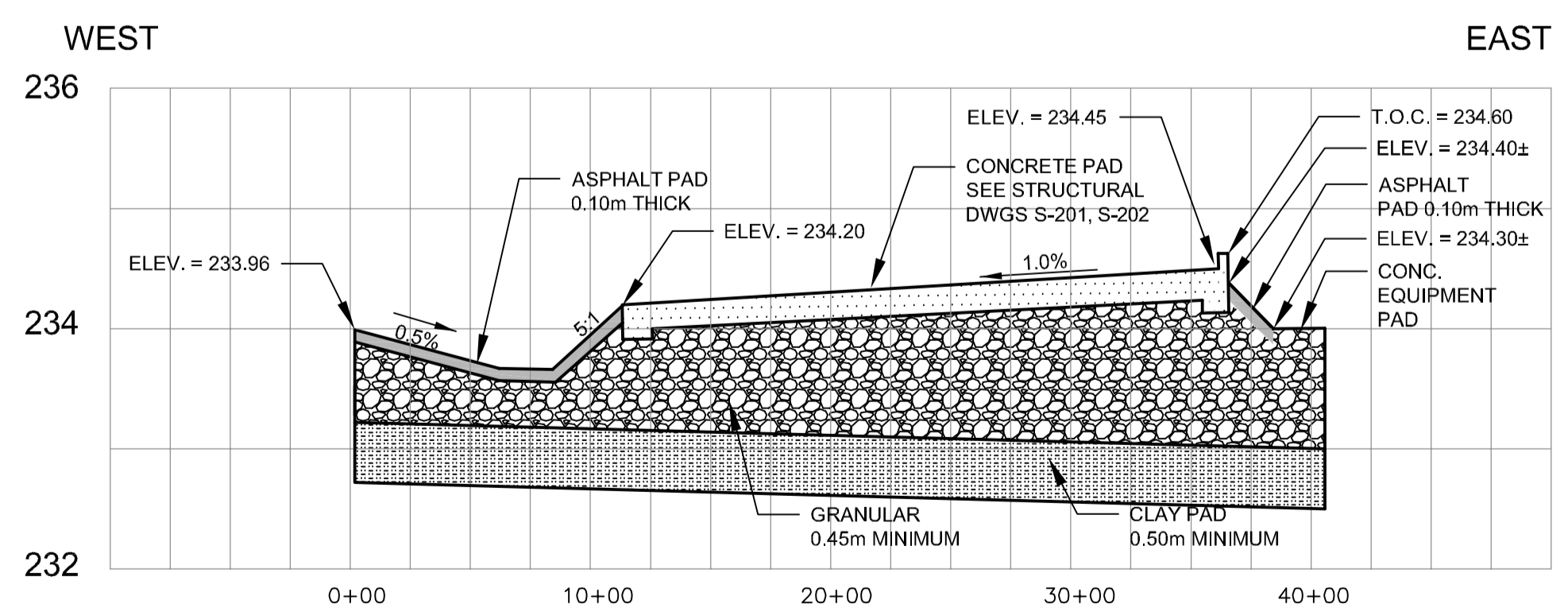


1 ASPHALT AND CONCRETE PAD PLAN  
1:250

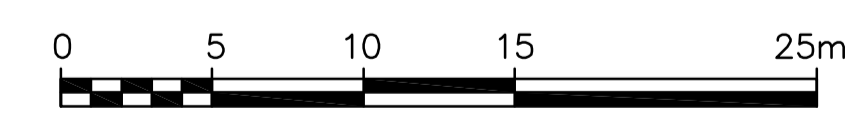


A ASPHALT AND CONCRETE PAD SECTION  
H: 1:250 V: 1:50



B ASPHALT AND CONCRETE PAD SECTION  
H: 1:250 V: 1:50

NOTE:  
 ——— EXISTING / BY OTHERS  
 ——— NEW WORK TO BE SUPPLIED AND INSTALLED



**APEGM**  
 Certificate of Authorization  
 CH2M HILL Canada Ltd.  
 No. 1441 Date: January 25, 2013

B.M. ELEV.			
CONSTRUCTION COMPLETION DATE: YYYY MM DD			
DESIGNED BY	BW	CHECKED BY	BW
DRAWN BY	GH	APPROVED BY	BM
SCALE: HORIZONTAL	1:250	RELEASED FOR CONSTRUCTION	
SCALE: VERTICAL	1:50	DATE	2013 01 25
ISSUED FOR CONSTRUCTION	13/01/25	GMH	
NO.	REVISIONS	DATE	BY

**CH2MHILL**

ENGINEER'S SEAL  
 PROVINCE OF MANITOBA  
 WILLIAMSON  
 Member  
 REGISTERED PROFESSIONAL ENGINEER

CONSULTANT DRAWING NUMBER  
**C-205**

DESIGNED BY: BW  
 CHECKED BY: BW  
 DRAWN BY: GH  
 APPROVED BY: BM  
 SCALE: HORIZONTAL 1:250, VERTICAL 1:50  
 DATE: 2013 01 25  
 PLOT DATE: 2013 02 07

**THE CITY OF WINNIPEG**  
 WATER AND WASTE DEPARTMENT  
 ENGINEERING DIVISION

**Winnipeg**

BRADY ROAD RESOURCE MANAGEMENT FACILITY  
 LEAF AND YARD WASTE AND PILOT BIOSOLIDS COMPOSTING

CIVIL  
 BIOSOLIDS ASPHALT/CONCRETE PAD LAYOUT

SHEET 7 OF 45  
 CITY DRAWING NUMBER  
 1-0400B-C0005-001-00

FILE PATH: C:\pwworkdir\ch2mhill\_wbg\jortez1\d0198664\  
 FILE NAME: C-205.dwg