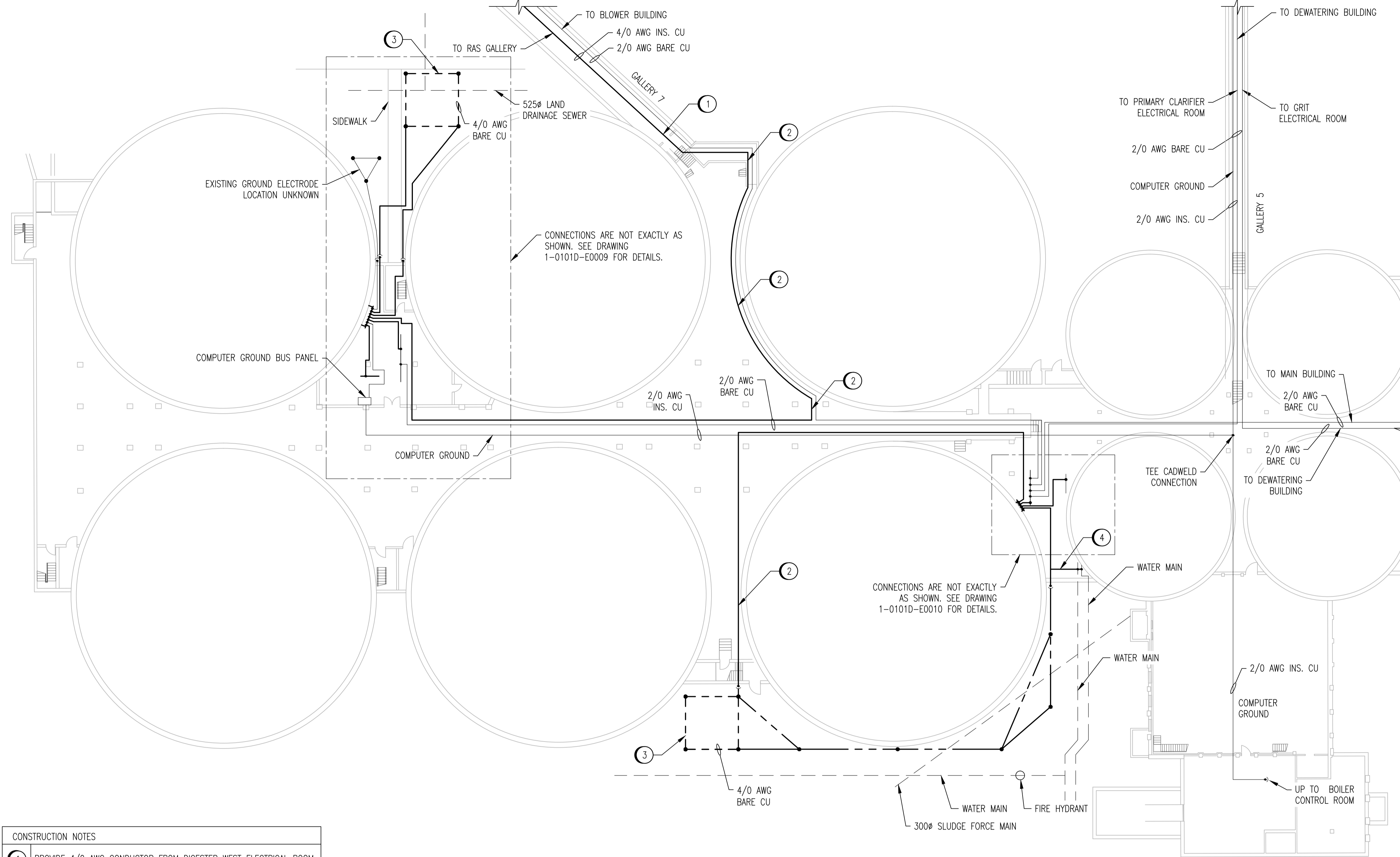



CONTINUED ON SHEET 005

CONTINUED ON SHEET 001



CONTINUED ON SHEET 007

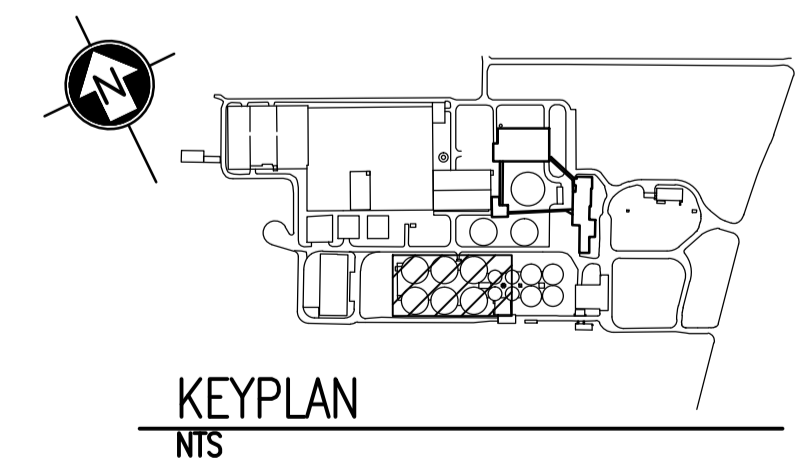
DIGESTER TANKS - LOWER LEVEL - WEST
 SCALE: 1 : 250

- CONSTRUCTION NOTES**
- ① PROVIDE 4/0 AWG CONDUCTOR FROM DIGESTER WEST ELECTRICAL ROOM TO RAS GALLERY. LOCATE IN EXISTING CABLE TRAY WHERE AVAILABLE. INSTALL IN 27mm PVC CONDUIT WHERE NOT IN TRAY.
 - ② INSTALL CONDUCTOR IN 27mm PVC CONDUIT AT LEAST 1.5m ABOVE FINISHED FLOOR.
 - ③ PROVIDE GROUND ELECTRODE AS SHOWN AND CONNECT TO GROUND BUS AS SHOWN.
 - ④ PROVIDE 2/0 AWG CONDUCTOR TO BOND PIPES ENTERING BUILDING (2 LOCATIONS) TO GROUND. CONNECT TO NEW GROUND CONDUCTOR.

- LEGEND:**
- EXISTING BURIED SERVICE
 - - - EXISTING CONDUCTOR
 - NEW CONDUCTOR
 - CONDUCTOR ABOVE ELEVATION SHOWN
 - GROUND ROD
 - CONNECTION
 - ↗ ELEVATION CHANGE

NOTES:

1. THE ELEVATION OF THE GROUNDING CONDUCTORS AND ELECTRODES VARIES AND IS SHOWN ON A SINGLE LEVEL TO EASE THE UNDERSTANDING OF HOW THE GROUNDING SYSTEM IS INTERCONNECTED. SEE LEGEND FOR LINETYPES OF CONDUCTORS AT DIFFERENT ELEVATIONS.
2. THE LOCATION AND ROUTING OF EXISTING GROUNDING CONDUCTORS IS APPROXIMATE.



1-0101A-E0010	GROUNDING INSTALLATION DETAILS
DRAWING NUMBER	REFERENCE DRAWINGS

<p>SNC-Lavalin Inc. 148 Nature Park Way Winnipeg, MB, Canada R3P 0X7 204-786-8080</p>		ENGINEER'S SEAL
DRAWN BY: S. COATES		APPROVED BY: C. REIMER
SCALE: 1:250		RELEASED FOR CONSTRUCTION BY: B. STATION
DATE: 2009/11/20		DATE: 2012/10/31
CONSULTANT NO.: 113312-0000-47DD-0006		
00	ISSUED FOR TENDER, BID OPP. 845-2012	2012/10/30
NO.	REVISIONS	DATE DESIGN CHECK

<p>THE CITY OF WINNIPEG WATER AND WASTE DEPARTMENT</p>			
NORTH END WATER POLLUTION CONTROL CENTRE GROUNDING UPGRADES SITE PLAN GROUNDING CONDUCTOR ROUTING			
CITY DRAWING NUMBER	SHEET	REV.	SIZE
1-0101A-E0011	006	00	A1