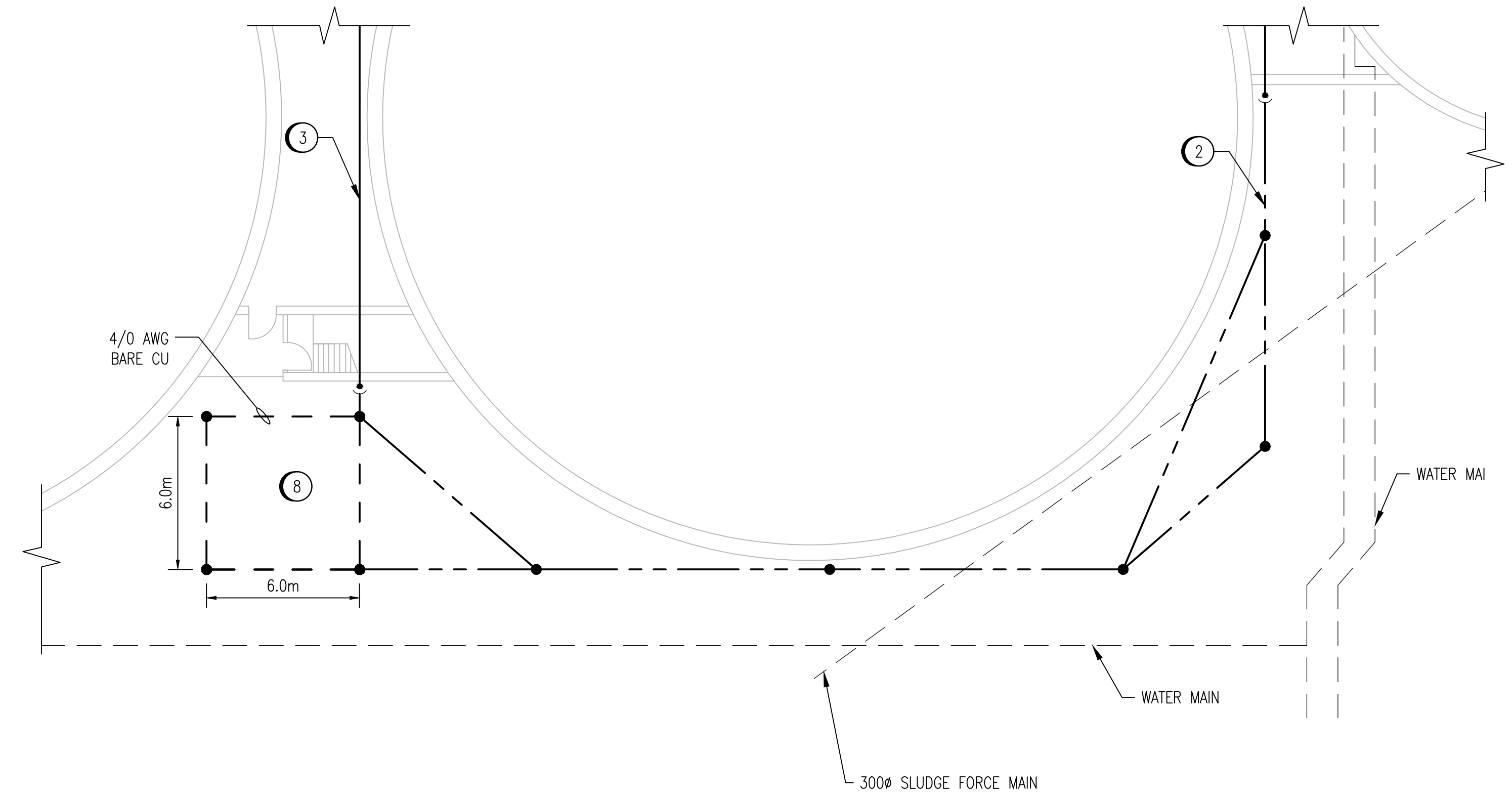
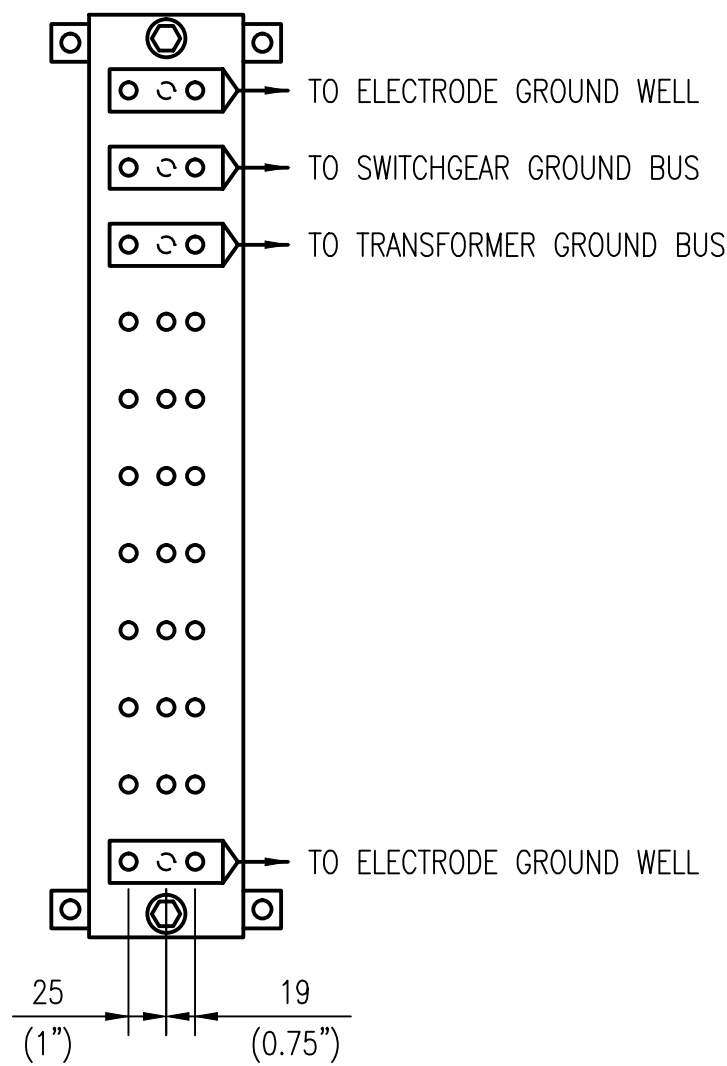


DIGESTER EAST ELECTRICAL ROOM PLAN - MAIN LEVEL
SCALE: 1 : 50



GROUND ELECTRODE DETAIL - MAIN LEVEL

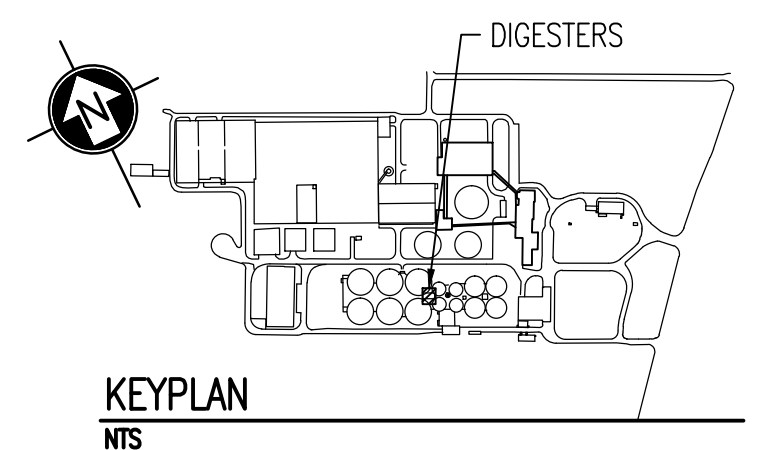
SCALE: 1 : 150



DETAIL - BUS BAR
SCALE: 1 : 5

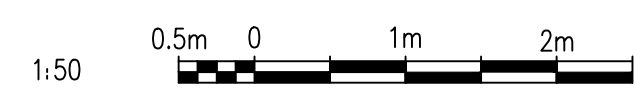
- CONSTRUCTION NOTES:**
- 1 PROVIDE NINE ROD GROUND ELECTRODE AS SHOWN. LOCATE ALL EXISTING UNDERGROUND SERVICES IN AREA PRIOR TO INSTALLATION OF ELECTRODE. SEE DRAWING 1-0101A-E0010 FOR DETAILS. PROVIDE A GROUND WELL AT EACH ROD LOCATION.
 - 2 PROVIDE 4/0 AWG GROUND CONDUCTOR FROM THE GROUND ELECTRODE TO GROUND BUSBAR. CORE DRILL THROUGH WALL ABOVE GRADE.
 - 3 PROVIDE 4/0 AWG GROUND CONDUCTOR FROM THE GROUND ELECTRODE TO THE GROUND BUSBAR. CORE DRILL THROUGH WALL ABOVE GRADE.
 - 4 LOCATION OF EXISTING GROUND TERMINATIONS IS NOT EXACTLY AS SHOWN. MARK DETAILED TERMINATION POINTS ON AS-BUILT DRAWINGS.
 - 5 PROVIDE 4/0 AWG CONDUCTOR FROM 4160V SWITCHGEAR BUSBAR TO GROUND BUSBAR.
 - 6 PROVIDE 4/0 AWG CONDUCTOR FROM TRANSFORMER BUSBAR TO GROUND BUSBAR.
 - 7 PROVIDE GROUND BUSBAR. MOUNT VERTICALLY.
 - 8 RESTORE ALL GRASSED AND PAVEMENT SURFACES AS PER THE SPECIFICATIONS.

- LEGEND:**
- - - - - EXISTING BURIED SERVICE
 - EXISTING CONDUCTOR
 - NEW CONDUCTOR
 - - - - - CONDUCTOR BELOW ELEVATION SHOWN
 - GROUND ROD
 - CONNECTION
 - ELEVATION CHANGE



KEYPLAN
NTS

- NOTES:**
1. THE ELEVATION OF THE GROUNDING CONDUCTORS AND ELECTRODES VARIES AND IS SHOWN ON A SINGLE LEVEL TO EASE THE UNDERSTANDING OF HOW THE GROUNDING SYSTEM IS INTERCONNECTED.
 2. THE LOCATION AND ROUTING OF EXISTING GROUNDING CONDUCTORS IS APPROXIMATE.



<p>SNC-Lavalin Inc. 148 Nature Park Way Winnipeg, MB, Canada R3P 0X7 204-786-8080</p>				ENGINEER'S SEAL	
				<p>DESIGNED BY: I. CHURCH CHECKED BY: C. REIMER DRAWN BY: S. COATES APPROVED BY: C. REIMER SCALE: AS SHOWN RELEASED FOR CONSTRUCTION BY: B. STATION DATE: 2009/11/27 DATE: 2012/10/31</p>	
<p>00 ISSUED FOR TENDER, BID OPP. 845-2012 2012/10/30 TMC CJR</p>		<p>CONSULTANT NO.: 113312-0000-47DD-0015</p>		<p>THE CITY OF WINNIPEG WATER AND WASTE DEPARTMENT</p>	
<p>1-0101A-E0010 1-0101A-E0011</p>		<p>GROUNDING INSTALLATION DETAILS SITE PLAN - GROUNDING CONDUCTOR ROUTING</p>		<p>NORTH END WATER POLLUTION CONTROL CENTRE GROUNDING UPGRADES PLAN LAYOUT GROUNDING DIGESTER EAST ELECTRICAL ROOM</p>	
<p>DRAWING NUMBER</p>		<p>REFERENCE DRAWINGS</p>		<p>CITY DRAWING NUMBER 1-0101D-E0010</p>	
				<p>SHEET REV. SIZE 001 00 A1</p>	