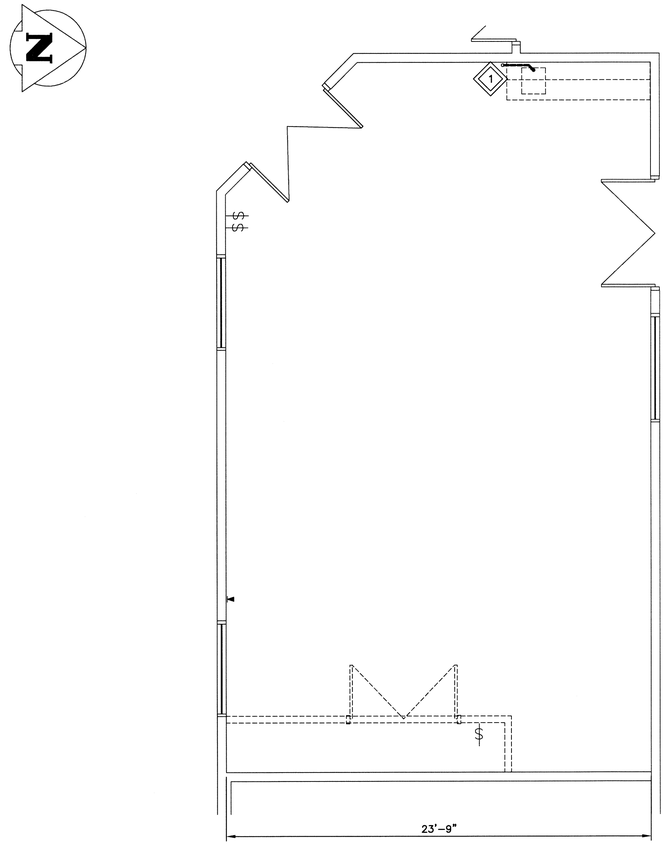

1 MULTI-PURPOSE ROOM PLUMBING PLAN – DEMOLITION

5 0 5 10 FT.

SCALE: 1/4"=1'-0"

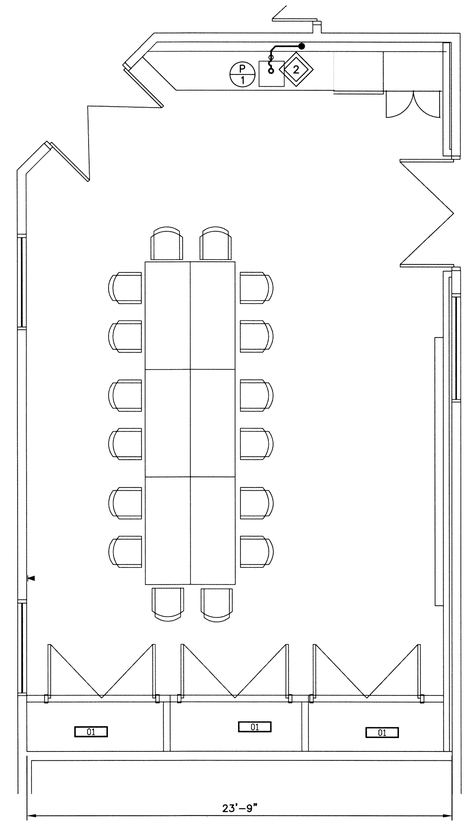

2 MULTI-PURPOSE ROOM PLUMBING PLAN – NEW

5 0 5 10 FT.

SCALE: 1/4"=1'-0"

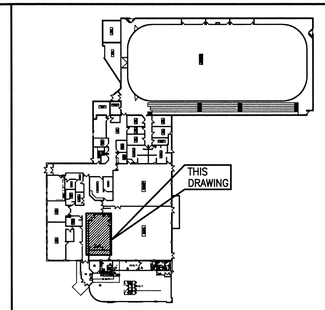

KEYPLAN

GENERAL NOTES:

1. CONFORM TO CANADIAN PLUMBING CODE AND ALL LOCAL CODES AND AUTHORITY HAVING JURISDICTION FOR DESIGN, SUPPLY AND INSTALLATION OF PLUMBING AND VENT SYSTEM. VENT CONCEALED INSIDE WALLS ACCORDING TO CODE.
2. EQUIPMENT LOCATIONS, DUCT, AND PIPE ROUTING INDICATED ON THE DRAWINGS IS APPROXIMATE ONLY. CONFIRM IN THE FIELD.REROUTE DUCTWORK AND PIPING AS REQUIRED TO ELIMINATE FIELD INTERFERENCES. WITH BUILDING STRUCTURES, ELECTRICAL, ETC. CONFIRM CHANGES WITH CONTRACT ADMINISTRATOR. COORDINATE WORK WITH ALL SUBTRADES. WHERE DIMENSIONS ARE INDICATED FOR PIPING, DUCTWORK, DUCT SIZES, EQUIPMENT SIZES, ETC. THESE ARE FOR BIDDING PURPOSES ONLY. THE CONTRACTOR IS RESPONSIBLE TO VERIFY ALL DIMENSIONS IN THE FIELD PRIOR TO ORDERING EQUIPMENT AND COMMENCING INSTALLATION WITHOUT EXTRA CHARGES TO THE PROJECT. THE CONTRACTOR IS RESPONSIBLE TO ENSURE ALL EQUIPMENT, DUCTWORK, AND PIPING FITS IN THE SPACE AVAILABLE AND TO MAINTAIN THE GENERAL DESIGN INTENT FOR THE SYSTEMS.
3. CONFIRM ADEQUATE PIPE SLOPE EXISTS FOR DRAINAGE PIPING. SLOPE DRAINAGE PER NATIONAL PLUMBING CODE.
4. INSULATE DOMESTIC HOT WATER (DHW), DOMESTIC COLD WATER (DCW) AND DOMESTIC HOT WATER RECIRC (DHWR) PIPING. RUN PIPING IN CEILING SPACE AND DROP DOWN INSIDE PLUMBING WALLS.
5. PROVIDE ALL CUTTING AND PATCHING REQUIRED FOR PIPING.
6. PROVIDE SHUT-OFF VALVES AT ALL MAINS FOR EACH FIXTURE.AND WATER HAMMER ARRESTERS AT ENDS OF ALL PIPE RUNS.

KEYNOTES:

1. EXISTING SINGLE SINK AND TRIPLE SINK TO BE REMOVED AND DISPOSED OF OFF SITE. CAP EXISTING SUPPLY AND DRAINAGE LINES. SUPPLY LINES TO BE RE-ROUTED TO NEW SINK LOCATIONS. PATCH WALL TO MATCH EXISTING.
2. INSTALL NEW PLUMBING FIXTURES AS SHOWN. PROVIDE DOMESTIC COLD WATER, DOMESTIC HOT WATER, AND DRAIN CONNECTIONS. (TYP.) CONFIRM DOMESTIC WATER TIE-IN LOCATION IN FIELD. REFER TO INTERIOR DESIGN DRAWING FOR SINK AND FAUCET SPECIFICATIONS.

LEGEND:

- EXISTING PIPING TO RREMAIN
- EXISTING PIPING TO BE REMOVED
- NEW PIPING
- P 1 — SINGLE SINK

SCALE VERIFIED BY: TJC

APEGM
Certificate of Authorization
KGS Group
No. 245

NO.	REVISIONS	DATE	BY
0	ISSUED FOR TENDER	13/03/11	

B.M. .
ELEV. .

KGS GROUP CONSULTING ENGINEERS

DESIGNED BY	TJC	CHECKED BY	PSS
DRAWN BY	TJC	APPROVED BY	
HOR. SCALE:	AS SHOWN	RELEASED FOR CONSTRUCTION:	
VERTICAL:	.		
DATE	.	DATE	

ENGINEER'S SEAL

PROVINCE OF MANITOBA
P.S. SILVA
Member
21131
REGISTERED PROFESSIONAL ENGINEER

CONSULTANT DRAWING NO.
MPR-M01

Winnipeg

THE CITY OF WINNIPEG
PLANNING, PROPERTY AND DEVELOPMENT DEPARTMENT

PROJECT TITLE
MULTI-PURPOSE ROOM, CORRIDORS AND RECEPTION COUNTER UPGRADES FOR FORT ROUGE LEISURE CENTRE
BID OPPORTUNITY NO. 939-2012

PLUMBING DEMOLITION AND NEW

SHEET 001 OF 001

COMPUTER FILE NAME
12-2326-001_MPR-M01

CITY DRAWING NUMBER

FileName: P:\Projects\2012\12-2326-001\Doc.Control\ToBeIssued\DWG\12-2326-001_MPR-M01-Rev 0.dwg – Tab: M01 Plotted By: DDeroche 13/03/11 [Mon 8:40am]