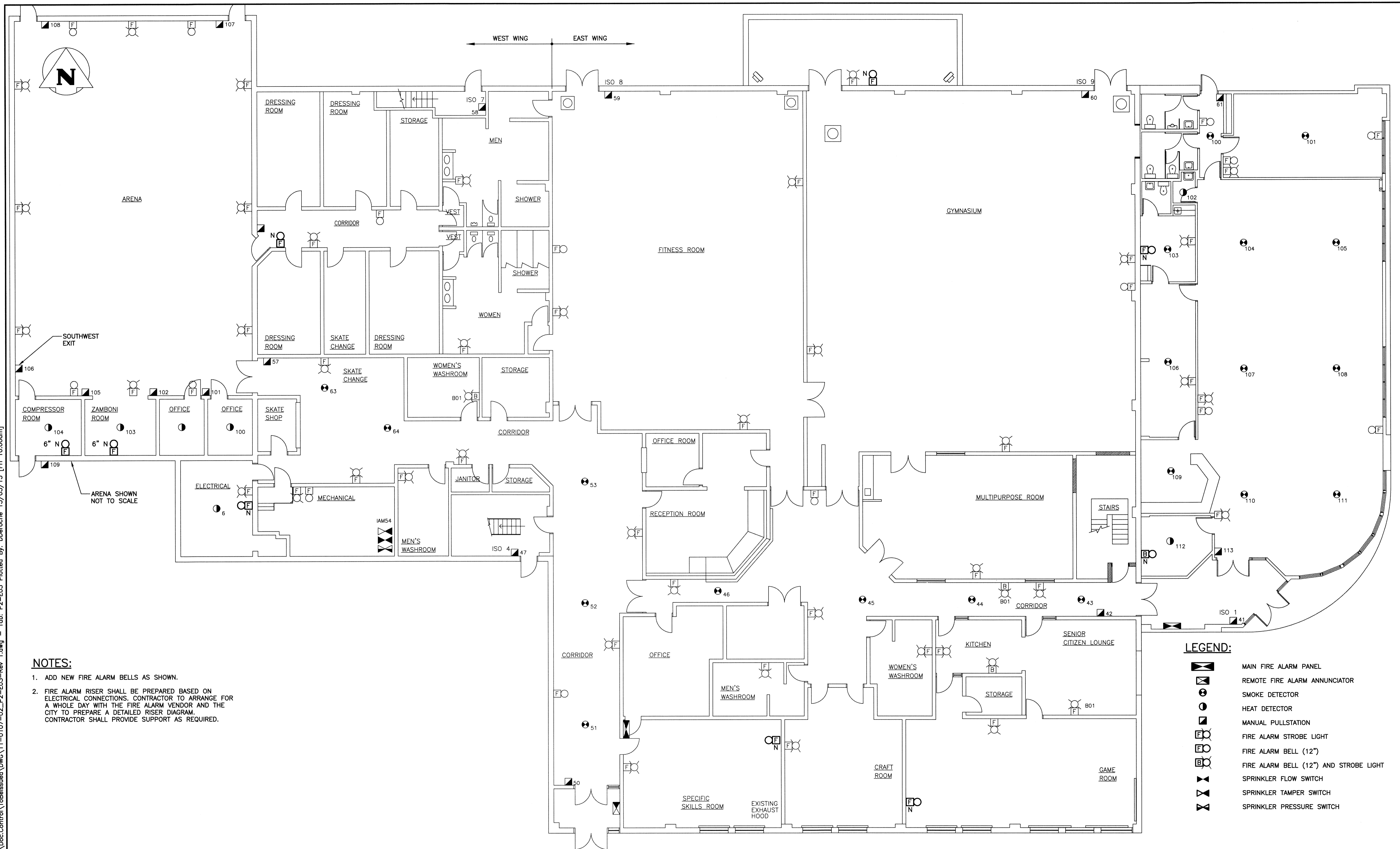


File Name: P:\Projects\2011\11-0107-02\Dec.Control\ToBeIssued\DWG\11-0107-02\_P2-E03-Rev. 1.dwg — Tab: P2-E03 Plotted By: DDeroche 13/03/15 [Fr: 1000cm]


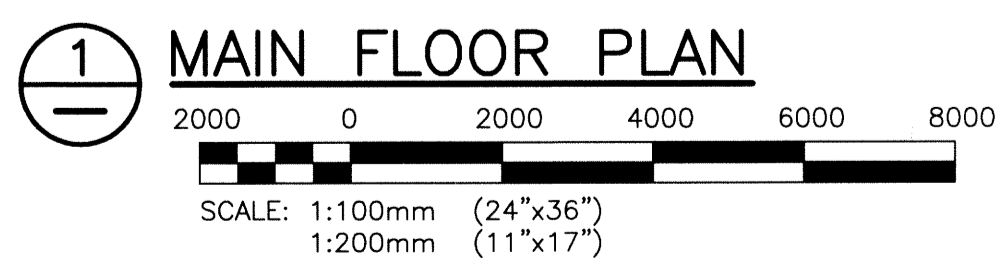


**NOTES:**

1. ADD NEW FIRE ALARM BELLS AS SHOWN.
2. FIRE ALARM RISER SHALL BE PREPARED BASED ON ELECTRICAL CONNECTIONS. CONTRACTOR TO ARRANGE FOR A WHOLE DAY WITH THE FIRE ALARM VENDOR AND THE CITY TO PREPARE A DETAILED RISER DIAGRAM. CONTRACTOR SHALL PROVIDE SUPPORT AS REQUIRED.


**LEGEND:**

- MAIN FIRE ALARM PANEL
- REMOTE FIRE ALARM ANNUNCIATOR
- SMOKE DETECTOR
- HEAT DETECTOR
- MANUAL PULLSTATION
- FIRE ALARM STROBE LIGHT
- FIRE ALARM BELL (12")
- FIRE ALARM BELL (12") AND STROBE LIGHT
- SPRINKLER FLOW SWITCH
- SPRINKLER TAMPER SWITCH
- SPRINKLER PRESSURE SWITCH



NO.	REVISIONS	DATE	BY
1	RE-ISSUED FOR TENDER	13/03/08	AP
0	ISSUED FOR TENDER	12/03/27	AP

<b>KGS GROUP</b>		<b>CONSULTING ENGINEERS &amp; PROJECT MANAGERS</b>	
WINNIPEG (204) 896-1209		THUNDER BAY (807) 345-2233	
DESIGNED BY: AP	CHECKED BY: JLL	HOR. SCALE: AS SHOWN	
DRAWN BY: GCN	APPROVED BY:	VERTICAL:	
13/03/08		RELEASED FOR CONSTRUCTION:	
12/03/27		DATE:	



**THE CITY OF WINNIPEG**  
 PLANNING, PROPERTY AND DEVELOPMENT DEPARTMENT

PROJECT TITLE: FORT ROUGE LEISURE CENTRE HVAC UPGRADES - PHASE 2 BID OPPORTUNITY NO. 190-2013

MAIN FLOOR PLAN  
 FIRE ALARM UPGRADES ARRANGEMENT

SHEET OF: 001 OF 001  
 COMPUTER FILE NAME: 11-0107-02-P2-E03  
 CITY DRAWING NUMBER:

CONSULTANT DRAWING NO. P2-E03