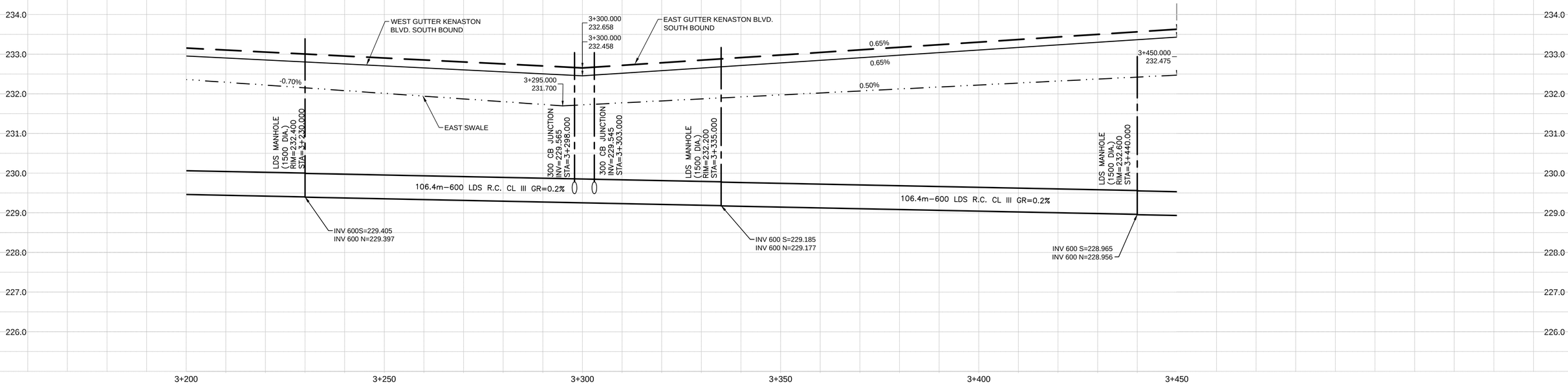

KENASTON BOULEVARD SOUTHBOUND

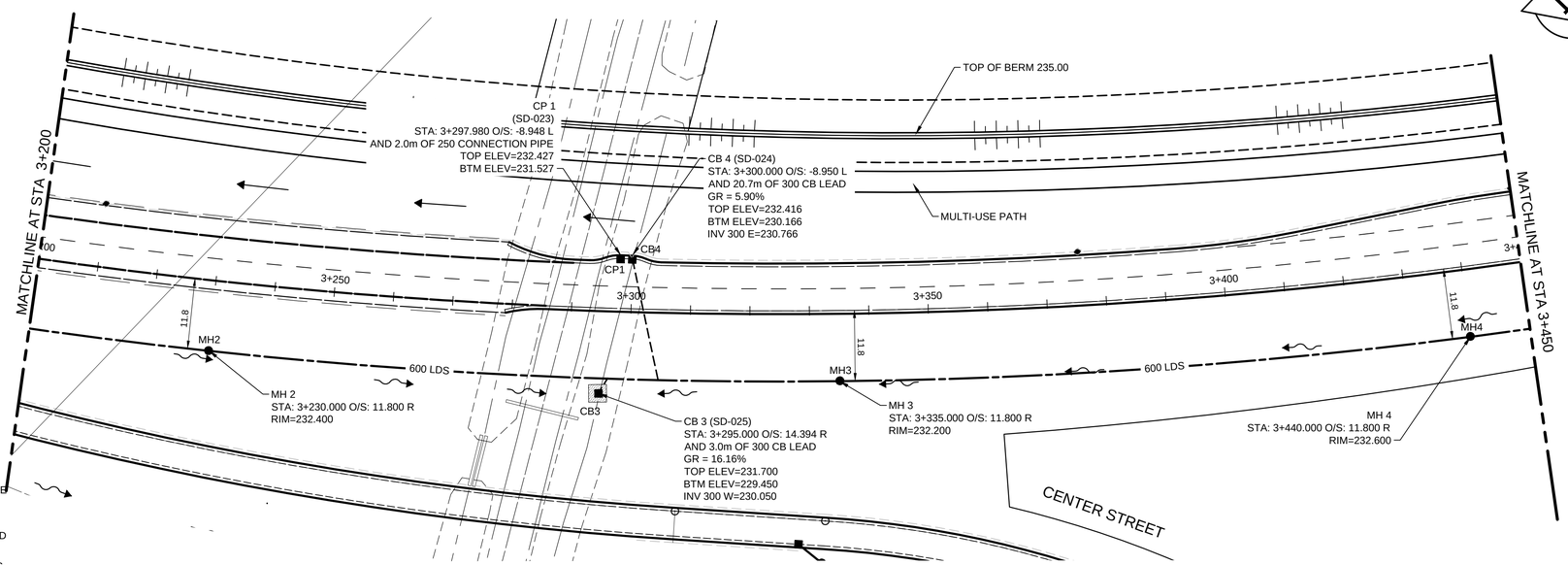

METRIC

WHOLE NUMBERS INDICATE MILLIMETRES
DECIMALIZED NUMBERS INDICATE METRES

WARNING

IF POWER EQUIPMENT OR EXPLOSIVES ARE TO BE USED FOR EXCAVATION ON THIS PROJECT THE CONTRACTOR MUST:

1. NOTIFY THE GAS COMPANY OF THE PROPOSED LOCATION OF EXCAVATION.
2. TAKE PRECAUTION TO AVOID DAMAGE TO GAS COMPANY INSTALLATIONS SEE PROVINCIAL REGULATION 210/72 FOR DETAILS.
3. OBTAIN EXCAVATION PERMITS PRIOR TO CONSTRUCTION.

84R635 - Lake Crest Rd. & Waverley St., Tblt on top of 0.05m dia. x 2.4m iron pipe, 14.2m N. of S.L. of Lake Crest Rd. & 0.6m E. of E.L. of Waverley St.

KEY PLAN

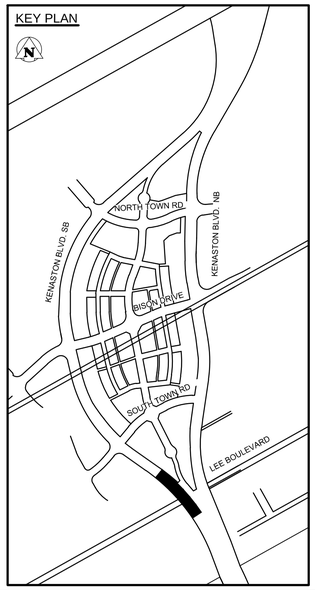

APEGM
Certificate of Authorization
Stantec Consulting Ltd.
No. 1301

150 WM	WATERMAIN	150 WM	MTS	M.T.S.	MTS	150 mm W.M.	WATERMAIN	150 mm W.M.
	HYDRANT			CONCRETE			HYDRANT	
	VALVE			ASPHALT			VALVE	
300 LDS	LAND DRAINAGE SEWER	300 LDS		PLANING		300 mm L.D.S.	LAND DRAINAGE SEWER	300 mm L.D.S.
250 WWS	WASTE WATER SEWER	250 WWS		SIDEWALK		250 mm W.W.S.	WASTE WATER SEWER	250 mm W.W.S.
	MANHOLE			PAVING STONES			℄ PROFILE	
	CATCH BASIN			PROPERTY LINE			NORTH/WEST GUTTER	
	TEST HOLES			SURVEY BAR			SOUTH/EAST GUTTER	
	CULVERT			CURB RAMP			NORTH/WEST T/LANE	
100 GAS	GAS	100 GAS		DITCH			SOUTH/EAST T/LANE	
HYDRO	HYDRO	HYDRO		SWALE				
EXISTING	LEGEND–PLAN	PROPOSED	EXISTING	LEGEND–PLAN	PROPOSED	EXISTING	LEGEND–PROFILE	PROPOSED

UNDERGROUND STRUCTURES

SUPV. U/G STRUCTURES COMMITTEE — DATE

NOTE:

LOCATION OF UNDERGROUND STRUCTURES AS SHOWN ARE BASED ON THE BEST INFORMATION AVAILABLE, BUT NO GUARANTEE IS GIVEN THAT ALL EXISTING UTILITIES ARE SHOWN OR THAT THE GIVEN LOCATIONS ARE EXACT. CONFIRMATION OF EXISTENCE AND EXACT LOCATION OF ALL SERVICES MUST BE OBTAINED FROM THE INDIVIDUAL UTILITIES BEFORE PROCEEDING WITH CONSTRUCTION.

B.M. 76-030
ELEV. 232.457m

NO.	REVISIONS	DATE	BY
2	ISSUED FOR TENDER	13/04/08	D.P.M.
1	ISSUED FOR REVIEW	13/03/27	D.P.M.
0	ISSUED FOR 90% REVIEW	13/02/22	D.P.M.

DESIGNED BY	D.P.M., D.J.M.
DRAWN BY	T.G., D.P.
CHECKED BY	D.J.M.
APPROVED BY	D.P.M.
HOR. SCALE	1:500
VERTICAL	1:50
DATE	13/01/25

DESIGN TEAM

Stantec

RELEASED FOR CONSTRUCTION

DATE

ENGINEER'S SEAL
PROVINCE OF MANITOBA
D.P. MAGES
MEMBER 23458
REGISTERED PROFESSIONAL ENGINEER

CONSULTANT PROJECT NUMBER
113705751

Winnipeg

THE CITY OF WINNIPEG
PUBLIC WORKS DEPARTMENT

WWARP PART 3 - CONTRACT 1
STA 2+922.4 TO STA 5+935

KENASTON BOULEVARD EXTENSION - SB LANES
LAND DRAINAGE SEWER
STA 3+200 TO STA 3+450

CITY DRAWING NUMBER
LD-7076

SHEET 56 OF 64

CONSULTANT DRAWING NUMBER
C-231

V:\1137\active\113705751\drawing\404_working\sheet_files\05751-230-xxx.dwg