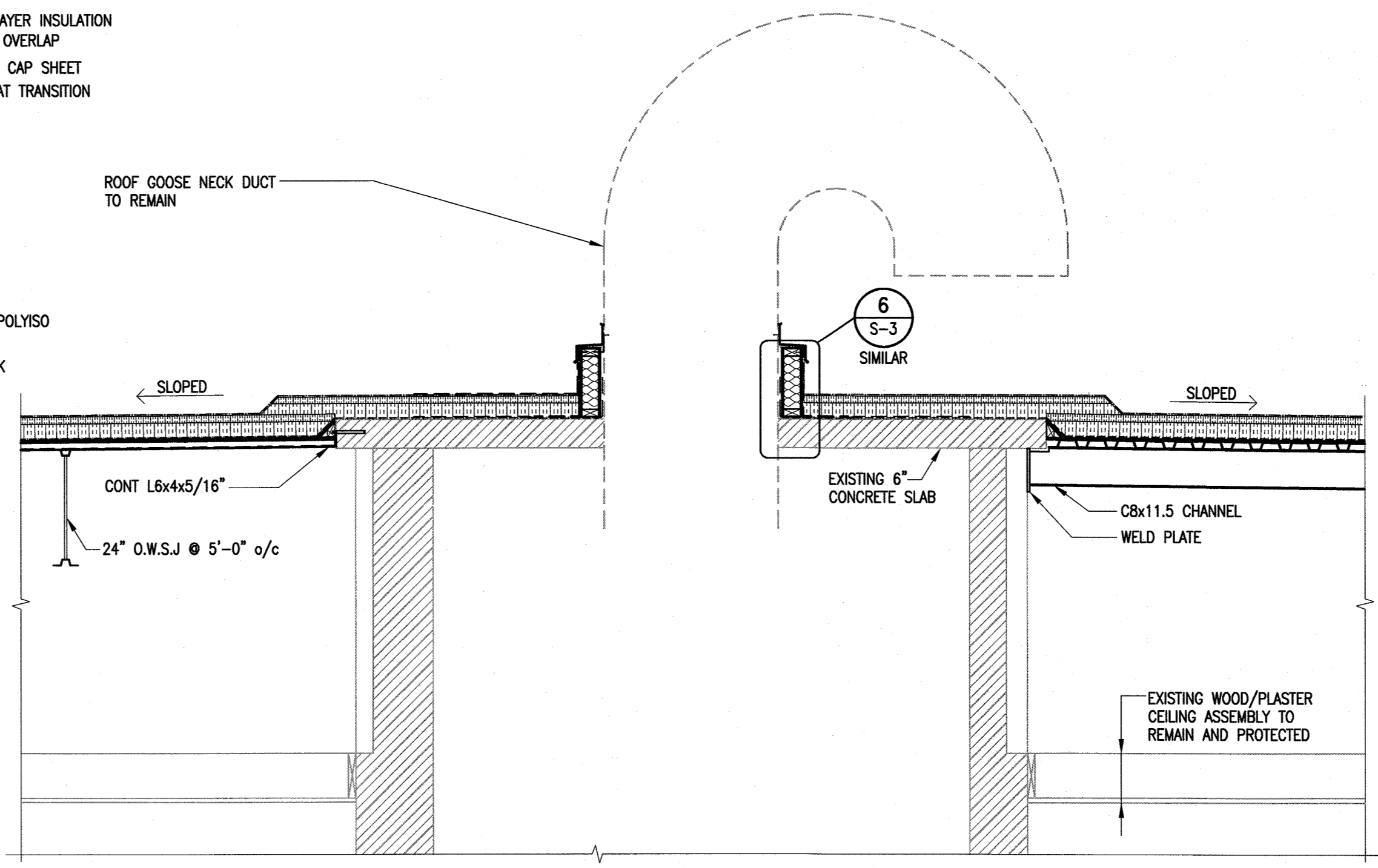
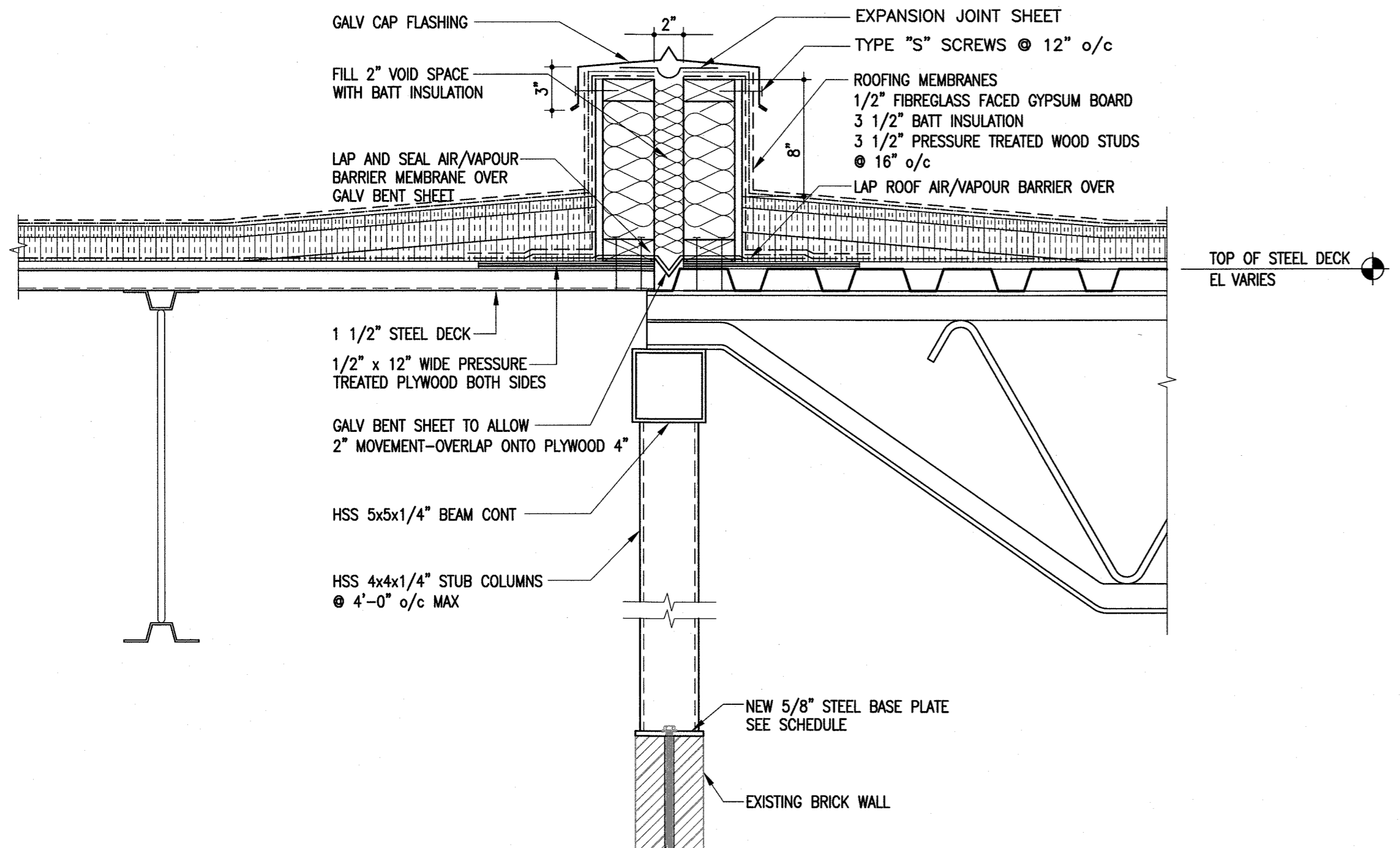


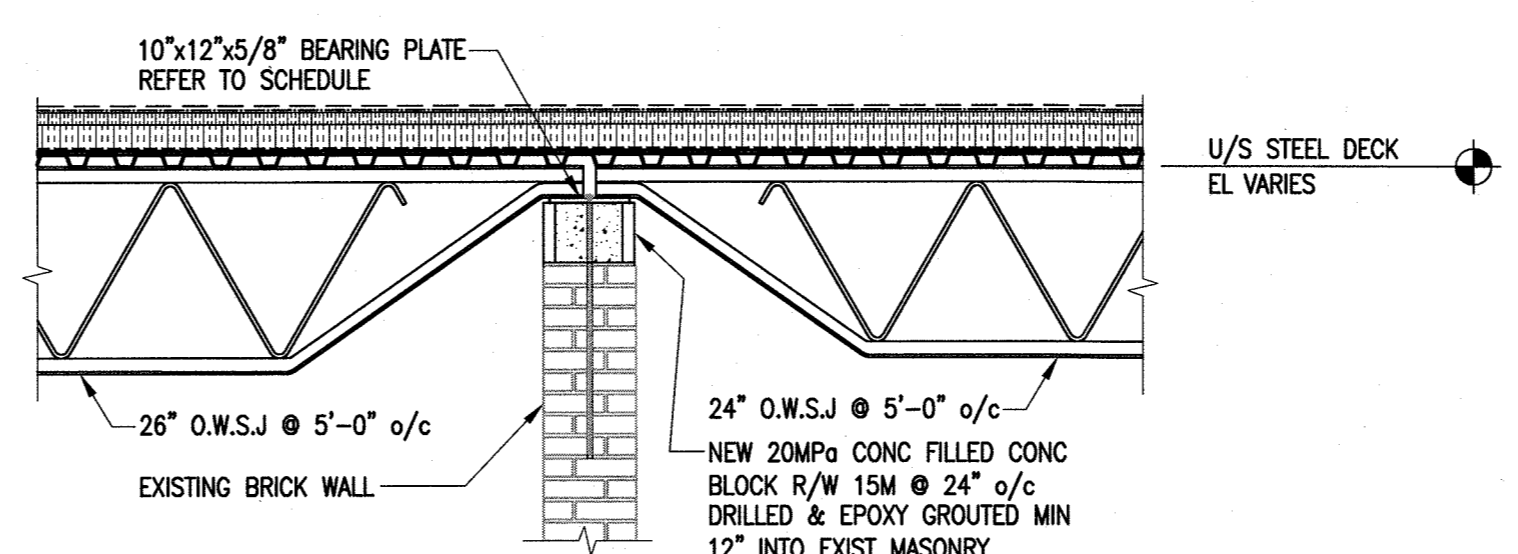
**1 SECTION**  
S-3 1/2" = 1'-0"



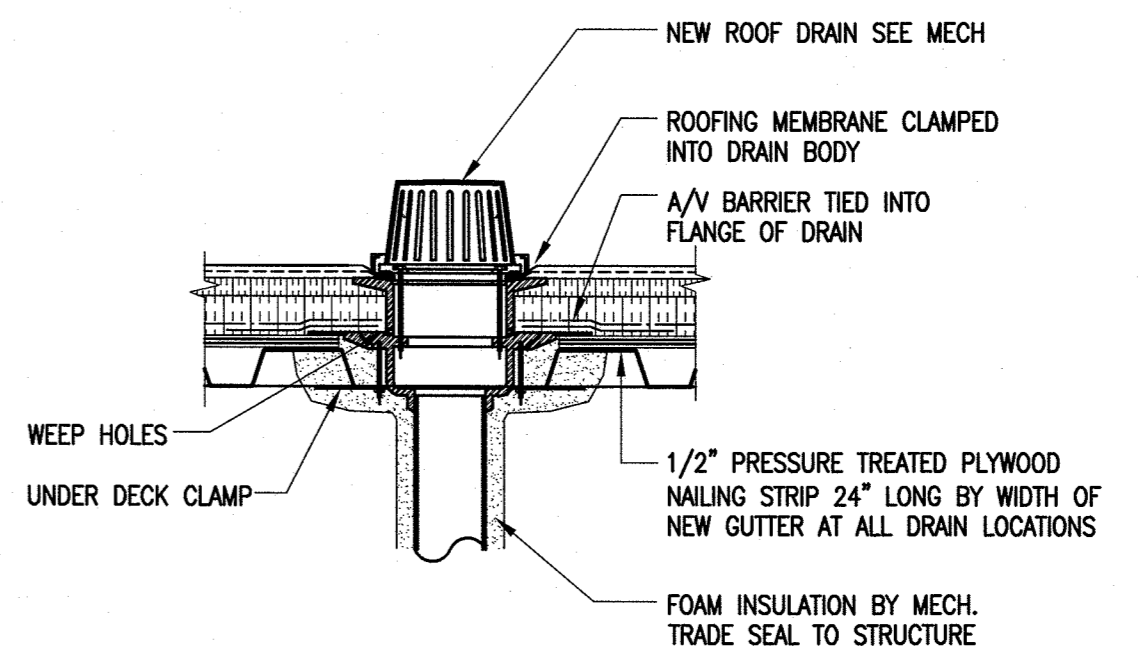
**2 SECTION**  
S-3 1/2" = 1'-0"



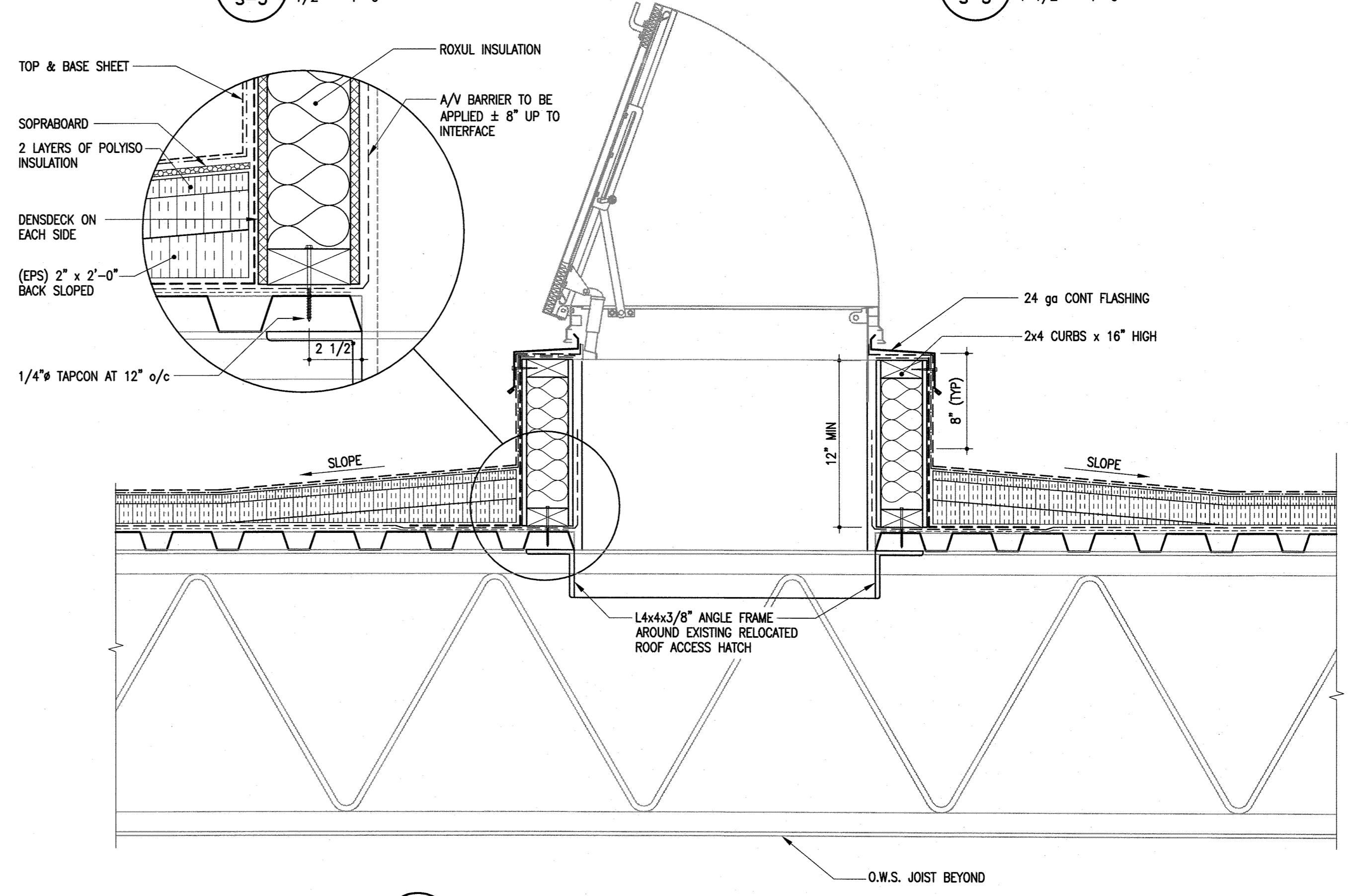
**5 EXPANSION JOINT DETAIL**  
S-3 1 1/2" = 1'-0"



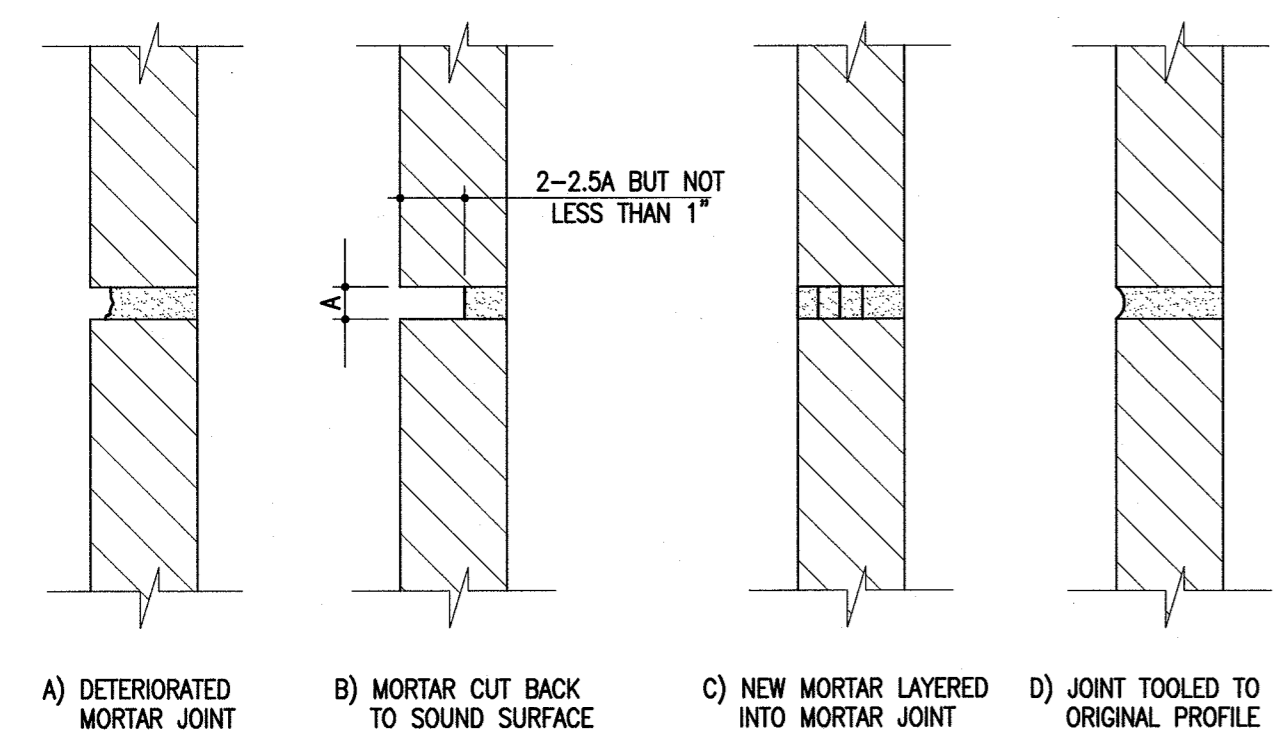
**3 SECTION**  
S-3 1/2" = 1'-0"



**4 SECTION**  
S-3 1 1/2" = 1'-0"



**6 TYP ROOF PENETRATION DETAIL**  
S-3 1 1/2" = 1'-0"



REPOINTING DETAILS

**7 MORTAR JOINT REPOINTING PROCEDURE**  
S-3 SCALE: N.T.S. (BASE BID)

- MASONRY JOINT REPOINTING NOTES:**  
- ALL LOCATIONS IDENTIFIED BY CONSULTANT.
- CONSULTANT TO IDENTIFY MORTAR JOINTS FOR REPOINTING ACCORDING TO TYPES OF DETERIORATION INCLUDE:
    - OPEN JOINTS: THE MORTAR IS DEEPLY ERODED (MORE THAN 1/2" FROM FACE OF MASONRY) OR HAS FALLEN OUT.
    - CRACKED JOINTS: CRACKS OF HAIRLINE WIDTH OR LARGER HAVE FORMED IN MORTAR.
    - SEPARATED JOINTS: MORTAR AND MASONRY DO NOT ADHERE, RESULTING IN GAP BETWEEN TWO, OR MORTAR SITTING LOOSE ON JOINT.
    - TEST FOR VOIDS AND WEAKNESS BY USING HAMMERS OR OTHER APPROVED MEANS.
    - CAULKING HAS BEEN INSTALLED ON OR IN JOINT LINE.
  - RAKE UNSOUND JOINTS FREE OF DETERIORATED AND LOOSE MORTAR, DIRT AND OTHER UNDESIRABLE MATERIAL. JOINTS SHOULD BE RAKED TO A DEPTH OF 2 TO 2.5 TIMES THE VERTICAL JOINT WIDTH, BUT AT NO POINT LESS THAN 1". FLUSH OPEN JOINTS AND VOIDS CLEAN WITH WATER AND/OR AIR, AND IF NOT FREE DRAINING, BLOW CLEAN WITH COMPRESSED AIR.
  - MORTAR JOINTS ARE TO BE FILLED IN SUCCESSIVE LAYERS. DEEPER JOINTS SHALL BE FILLED FIRST COMPACTING NEW MORTAR IN SEVERAL LAYERS UNTIL BACK OF JOINT IS FLAT. SEVERAL 1/2" LAYERS WILL BE NEEDED TO FILL THE JOINT FLUSH WITH THE SURFACE OF THE MASONRY. ALLOW EACH LAYER TO REACH THUMBPRINT HARDNESS BEFORE THE NEXT IS APPLIED.
  - FINISH MASONRY JOINTS TO MATCH EXISTING MORTAR JOINTS. LEAVE EXISTING MASONRY WORK CLEAN AND FREE OF MORTAR DROPPINGS.
  - ALL STONE MORTAR TO BE CSA TYPE N. SEE SPECIFICATIONS FOR FURTHER DETAILS.
  - JOINT TO BE FINISHED TO ORIGINAL PROFILE.

NOTES:

**APEGM**  
Certificate of Authorization  
Crosier Kilgour & Partners Ltd.  
No. 235 Date: Nov. 09, 2012

DRAWING LIST	
SHEET No.	SHEET TITLE
S-1	DEMOLITION PLAN, NEW ROOF FRAMING PLAN
S-2	GENERAL NOTES, SECTIONS & DETAILS
S-3	SECTIONS & DETAILS

No.	ISSUED FOR CONSTRUCTION	PW	09/11/12
No.	REVISION/DESCRIPTION	BY	DATE

**AGER LITTLE ARCHITECTS INC**  
202C - 275 Broadway - Winnipeg, MB R3C 4M8 - (204) 414-9191

SEAL

PROVINCE OF MANITOBA  
**H.S. LOUKA**  
Member 21527  
REGISTERED PROFESSIONAL ENGINEER

DRAWN	MS	CHECKED	H.L.	DESIGNED	PW	APPROVED	H.L.
DATE		USER					
2012.10.31		APPROVAL					

THE CITY OF WINNIPEG  
PLANNING, PROPERTY AND  
DEVELOPMENT DEPARTMENT  
MUNICIPAL ACCOMMODATIONS  
DIVISION  
PROJECT 3-65 GARRY STREET, R3C 4K4  
**CARNEGIE LIBRARY**  
ROOF REPLACEMENT  
380 William Ave, Winnipeg, MB

SHEET TITLE  
**SECTIONS & DETAILS**

SCALE AS SHOWN PROJECT No: 1210 SHEET No: **S-3**  
DRAWING SHEET SIZE: ARCH D (914mm x 610mm)