

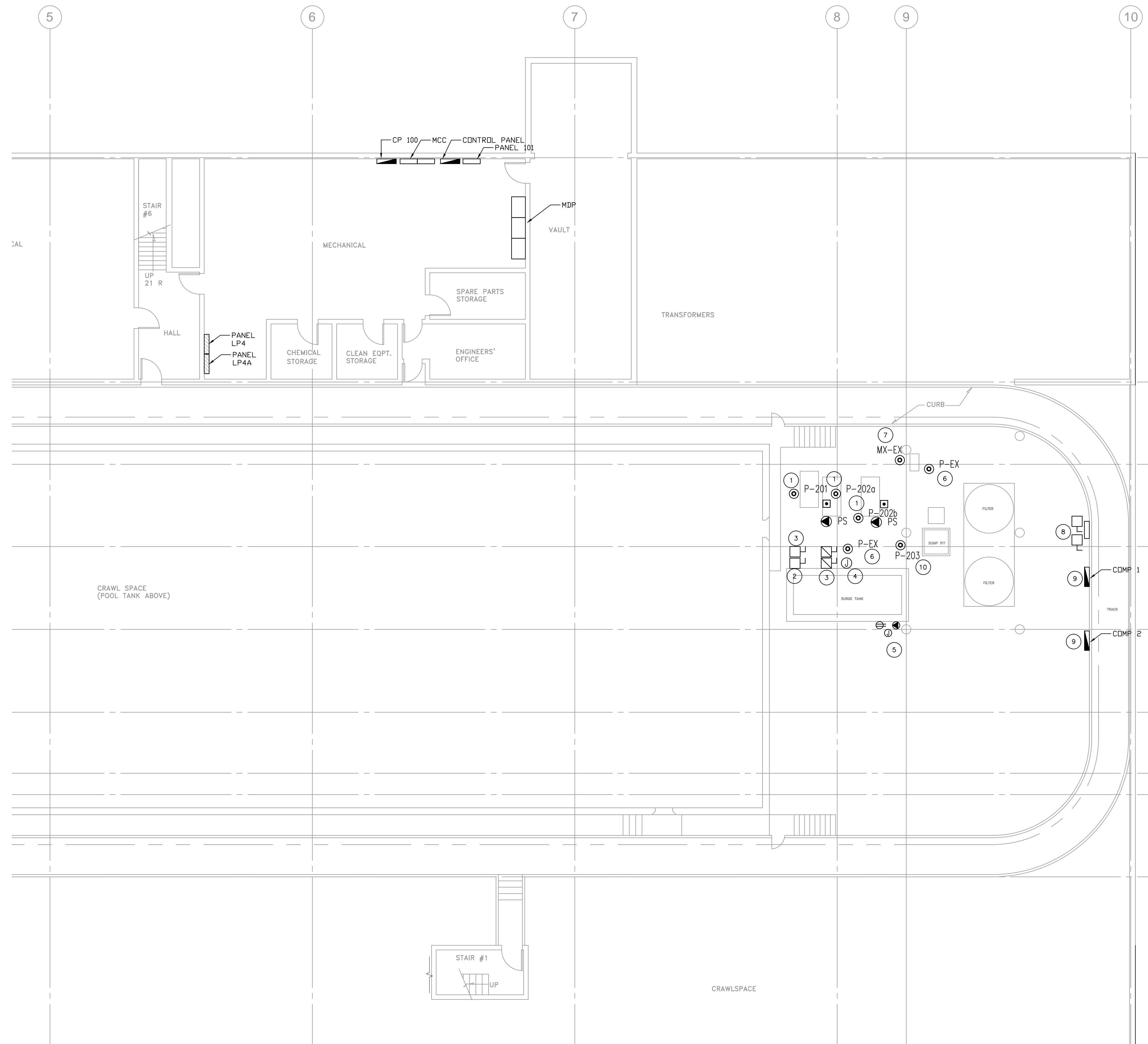
FILE NAME:

DATE: 2013.03.22

SHEET TITLE:


PROJECT No: 436-2011

ADDRESS: 999 SARGENT AVE



**BASEMENT FLOOR PLAN - DEMOLITION PLAN**  
SCALE: 1/8"=1'-0"

NOTES:




ELECTRICAL SYMBOLS	
	DUPLEX RECEPTACLE: ○ = MOUNTED ABOVE COUNTER wp = WEATHER PROOF
	DIRECT CONNECTION
	JUNCTION BOX
	MOTOR CONNECTION, PROVIDE REQUIRED DEVICE
	MOTOR STARTER - MAGNETIC
	MOTOR EQUIPMENT DISCONNECT
	POWER PANEL, SURFACE MOUNTED
	CONTROL SURFACE MOUNTED
	PUSHBUTTON

KEY NOTES:	
1	DISCONNECT EXISTING PUMP AND ASSOCIATED CONTROL DEVICES.
2	DISCONNECT EXISTING 3 POSITION SWITCH.
3	DISCONNECT AND REMOVE EXISTING PUMP MOTOR STARTERS.
4	REMOVE ALL REDUNDANT CABLING BACK TO THE NEAREST SAFELY MOUNTED JUNCTION BOX IN THE AREA OF WORK.
5	REMOVE EXISTING REDUNDANT INSTRUMENTATION AND CABLING TO MAKE SPACE FOR NEW FLOW METER DISPLAY
6	DISCONNECT EXISTING CHEMICAL FEED PUMP AND ALL WIRING.
7	DISCONNECT SODA ASH MIXER AND TAKE WIRES BACK TO NEAREST JUNCTION BOX.
8	EXISTING SPLITTER AND DISCONNECTS TO REMAIN. LOCK OFF BREAKER AT MAIN. REMOVE WIRES FROM BREAKER LUGS AND CAP
9	REMOVE COMPRESSOR PANELS AND WIRING FOR BOTH EXISTING COMPRESSOR 1 AND 2.
10	EXISTING VACUUM PUMP 203 TO REMAIN.

1 ISSUED FOR CONSTRUCTION KO 13.03.22

No.	REVISION/DESCRIPTION	BY	DATE

SEAL



DRAWN	CHECKED	DESIGNED	APPROVED
DATE	USER	APPROVAL	
2013.03.22			

THE CITY OF WINNIPEG  
PLANNING, PROPERTY AND  
DEVELOPMENT DEPARTMENT  
MUNICIPAL ACCOMMODATIONS DIVISION  
4TH FLOOR 185 KING STREET

PROJECT  
WATER TREATMENT  
PROCESS UPGRADES  
BID OPPORTUNITY #237-2013  
999 SARGENT AVE

SHEET TITLE  
BASEMENT  
DEMOLITION PLAN  
ELECTRICAL

SCALE	PROJECT No:	SHEET No:
AS SHOWN	2012-140	E1

DRAWING SHEET SIZE: A1 (841mm x 594mm) PLOT 1:1