

NEW #4 AL C/N CONDUCTOR TO BE INSTALLED ON SAME ALIGNMENT AS EXISTING STREET LIGHT CIRCUIT BY CONTRACTOR.

NEW LIGHTS TO BE INSTALLED BY CONTRACTOR APPROXIMATELY 1m FROM EXISTING ON SAME ALIGNMENT AS PER CD 300-6. COORDINATE FINAL LOCATION WITH MANITOBA HYDRO.

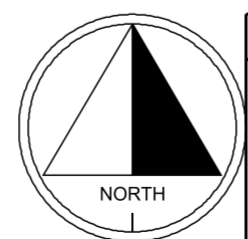
DISCONNECT UNDERGROUND STREETLIGHT CIRCUIT FROM SOURCE AND INSTALL #4 DUPLEX O/H CONDUCTOR BETWEEN EXISTING LUMINAIRES TO MAINTAIN LIGHTING DURING CONSTRUCTION BY MANITOBA HYDRO.

DISCONNECT UNDERGROUND STREETLIGHT CIRCUIT FROM SOURCE AND INSTALL #4 DUPLEX O/H CONDUCTOR BETWEEN EXISTING LUMINAIRES TO MAINTAIN LIGHTING DURING CONSTRUCTION BY MANITOBA HYDRO.

INSTALL LOWER 3m OF CABLE GUARD AS PER CD 315-5 AND CD 200-63 AND COIL NEW CABLE FOR CONNECTION BY MANITOBA HYDRO AS PER CD 315-5

NOTE: INDICATION OF ALL UNDERGROUND UTILITIES IS FOR ILLUSTRATIVE PURPOSES ONLY. CONTACT THE APPLICABLE UTILITIES FOR SPECIFIC PLANT LOCATIONS AND CLEARANCES.

CALL BEFORE YOU DIG!!



INFORMATION PERTAINING TO THE SIZE AND LOCATION OF MANITOBA HYDRO FACILITIES AND INSTALLATIONS IS ILLUSTRATIVE AND SHOULD NOT BE RELIED ON FOR THE PURPOSES OF ANY ACTIVITY BEING CONDUCTED AT OR NEAR THE IDENTIFIED HYDRO INSTALLATIONS. ALL LOCATIONS AND EQUIPMENT MUST BE VERIFIED BY APPROPRIATE HYDRO DISTRICT OFFICES PRIOR TO ANY PHYSICAL ACTIVITY UNDERTAKEN AT OR NEAR HYDRO INSTALLATIONS. A CURRENT WORK CLEARANCE REQUEST FORM CAN BE OBTAINED FROM THE DISTRICT OFFICE AND MUST BE ON SITE PRIOR TO THE COMMENCEMENT OF ANY EXCAVATIONS.

NOTES :

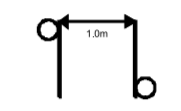
CONSTRUCTION STANDARDS

TO BE CONSTRUCTED IN ACCORDANCE WITH MANITOBA HYDRO DISTRIBUTION AND SUBTRANSMISSION STANDARDS, LATEST REVISION. NO MAJOR CHANGE SHALL BE MADE WITHOUT APPROVAL OF THE DESIGN ENGINEER OR DELEGATE.

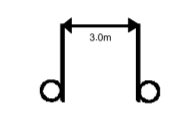
CITY OF WINNIPEG REQUIREMENTS:

WATER AND WASTE DEPARTMENT APPROVAL SUBJECT TO THE FOLLOWING NOTES:

- A MINIMUM CLEARANCE OF 1000 MILLIMETERS SHALL BE PROVIDED BETWEEN THE UNDERSIDE OF ANY EXISTING WATERMAIN OF SEWERMAIN PIPE AND THE TOP OF THE PROPOSED WORKS OR
- A MINIMUM CLEARANCE OF 500 MILLIMETERS SHALL BE PROVIDED BETWEEN THE UNDERSIDE OF THE PROPOSED WORKS AND THE TOP OF ANY EXISTING WATERMAIN OR SEWERMAIN PIPE
- A MINIMUM LATERAL CLEARANCE OF 1.0 METER SHALL BE PROVIDED BETWEEN THE NEAREST EDGE OF THE PROPOSED WORKS AND THE NEAREST EDGE OF ANY EXISTING WATERMAIN, WATERMAIN VALVE, HYDRANT, SEWERMAIN OR SEWER MANHOLE.



A MINIMUM CLEARANCE OF 3.0 METERS SHALL BE PROVIDED



FOR CLEARANCE OF EXISTING WATER & WASTE DEPARTMENT PLANT CONTACT THE SURVEY & INSPECTION BRANCH 48 HOURS PRIOR TO CONSTRUCTION AT 986-3322

PROPOSED SEQUENCE OF CONSTRUCTION:

- ARRANGE FOR TEMPORARY OVERHEAD FEED OF LIGHTS AND DISCONNECTION & ISOLATION OF EXISTING UNDERGROUND STREETLIGHTING CABLE WITHIN WORK AREA.
- INSTALL NEW UNDERGROUND STREET LIGHTING CABLE AND LEAVE COILED AT LOCATION FOR FINAL CONNECTION BY MANITOBA HYDRO.
- ONCE NEW LIGHTS ARE COMMISSIONED AND TEMPORARY OVERHEAD WIRING IS REMOVED, REMOVE EXISTING STREET LIGHTING AND BASES. DISPOSE IN ACCORDANCE WITH TECHNICAL REQUIREMENTS.
- COMPLETION OF STREET LIGHTING WORKS SHALL BE COMPLETED PRIOR TO FINAL LANDSCAPING.

CONTACT	NAME	PHONE
DESIGN	TOM HUMBLE	250-7951
DISTRICT ENG TECH	TIM WILKINSON	250-4492
ENERGY SERVICES ADVISOR	TERRY MCCARTHY	360-4127
U/G CONSTRUCTION	BILL AMMETER	360-7019
O/H CONSTRUCTION	WAYNE IRELAND	360-5786
CUSTOMER CONTRACT	PHIL ROBERTSON	360-5709
SHAW		
MTS		

NO.	DATE	REVISIONS	BY	CKD.	APP.
DRAWING NUMBER			REFERENCE DRAWINGS		

ORIGINAL DRAWING SEALED BY A. BUSCEMI 2013/04/22	AREA NUMBER	MANITOBA HYDRO DISTRIBUTION PLANNING & DESIGN	
	5202	WBS # P:21430	NETWORK # 4301768
DRAWN TH	STATION NUMBER	DISTRICT: CITY CENTRE	
	1505	STREET LIGHT PROJECT	
CHECK AB	FEEDER NUMBER	GARWOOD AVENUE	
	502	CONTRACTOR TO DIRECT REPLACE EXISTING STREET LIGHT PLANT	
SCALE 1:1000	SYSTEM VOLTAGE		
DATE 2013/03/21	2.4/4.16kV		
1-04707-DC-50000-0165			