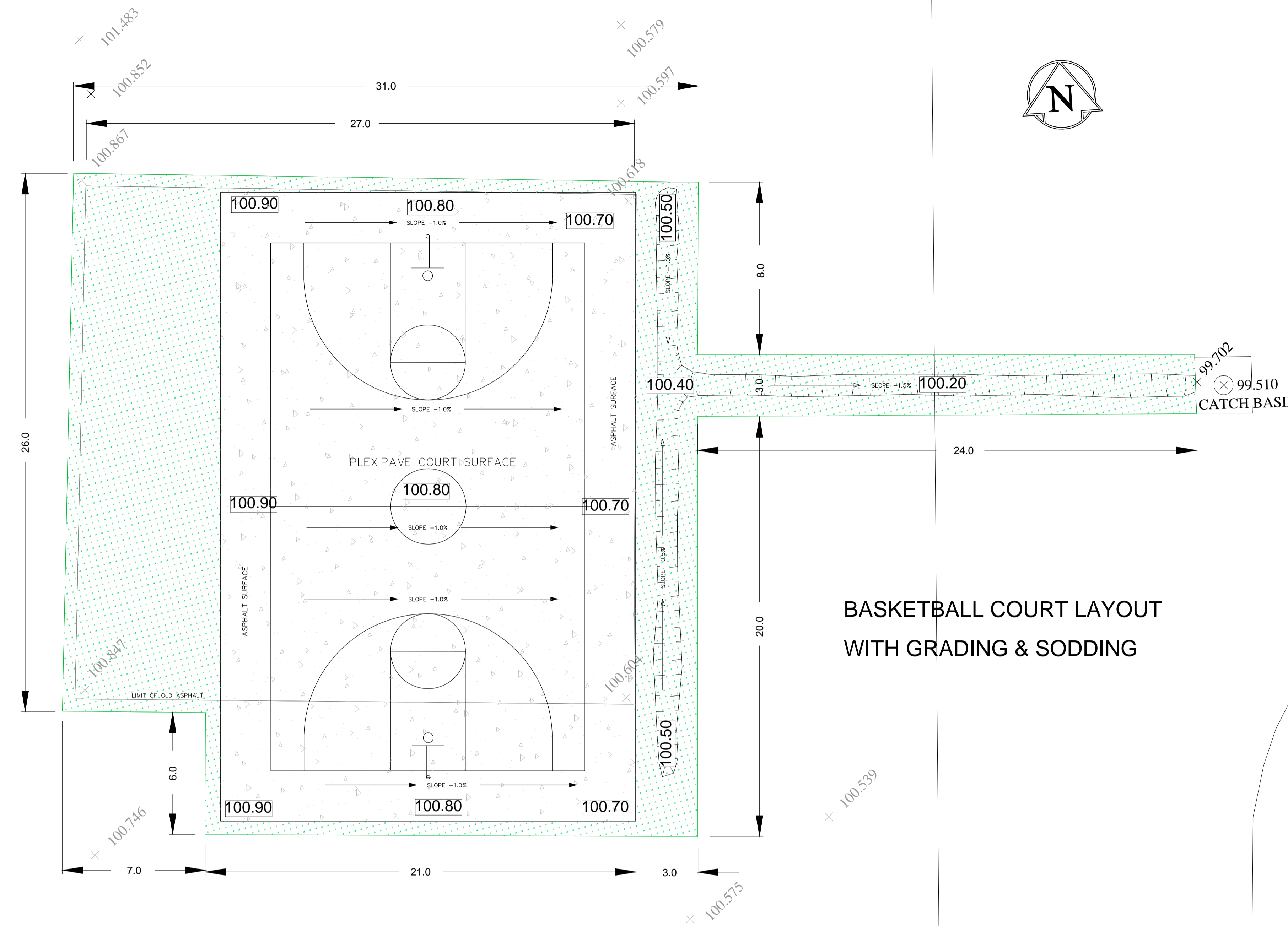


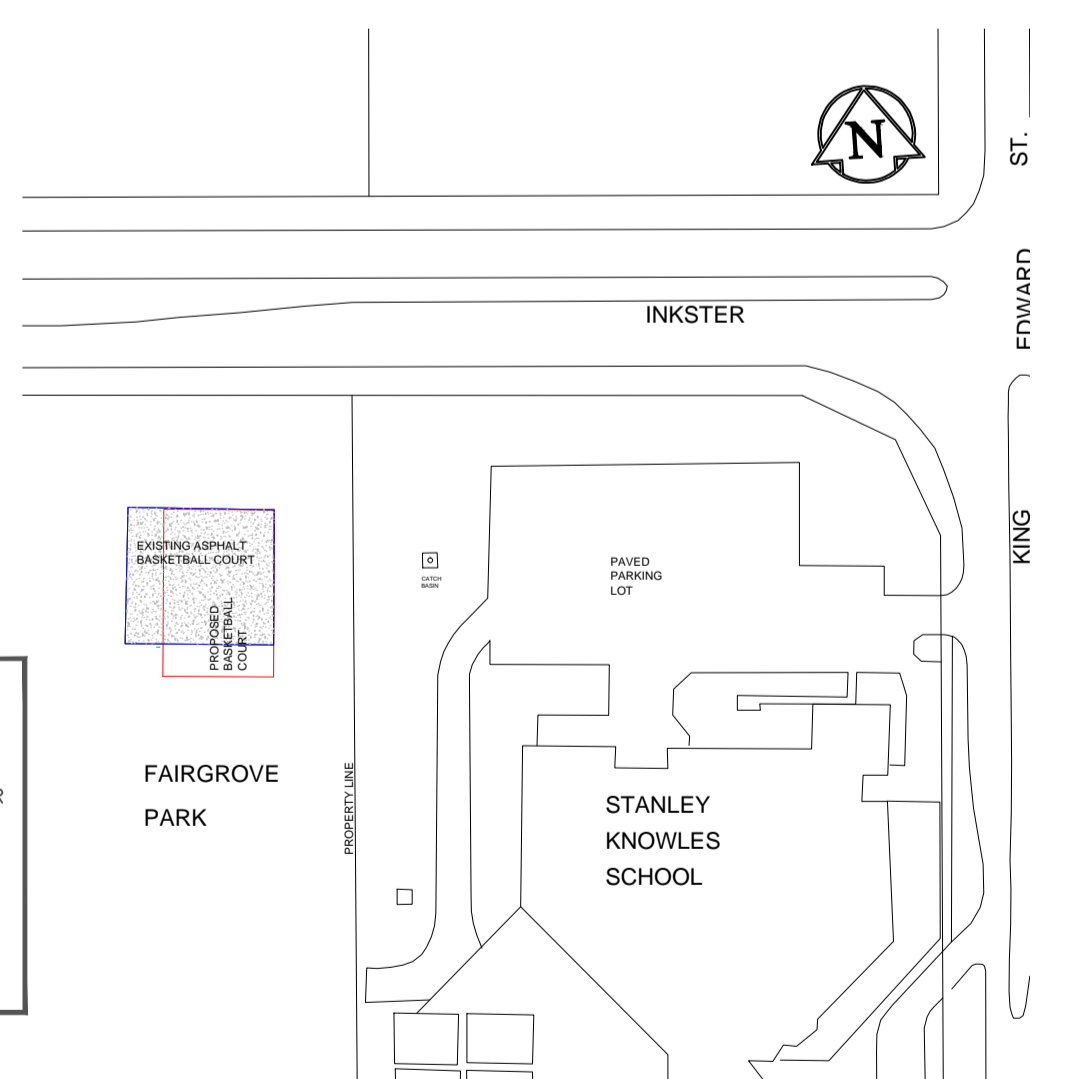
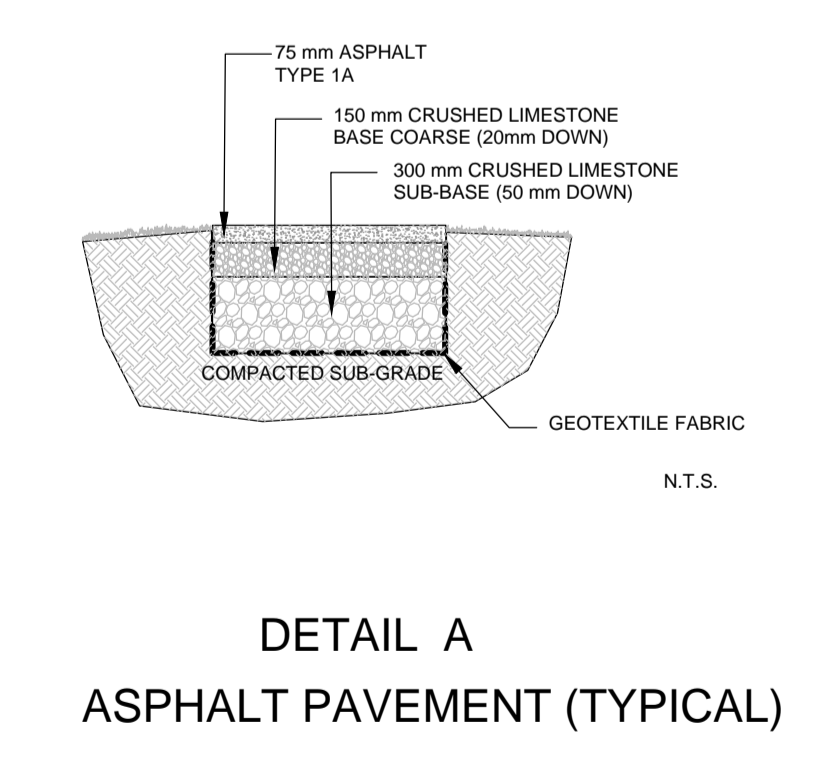
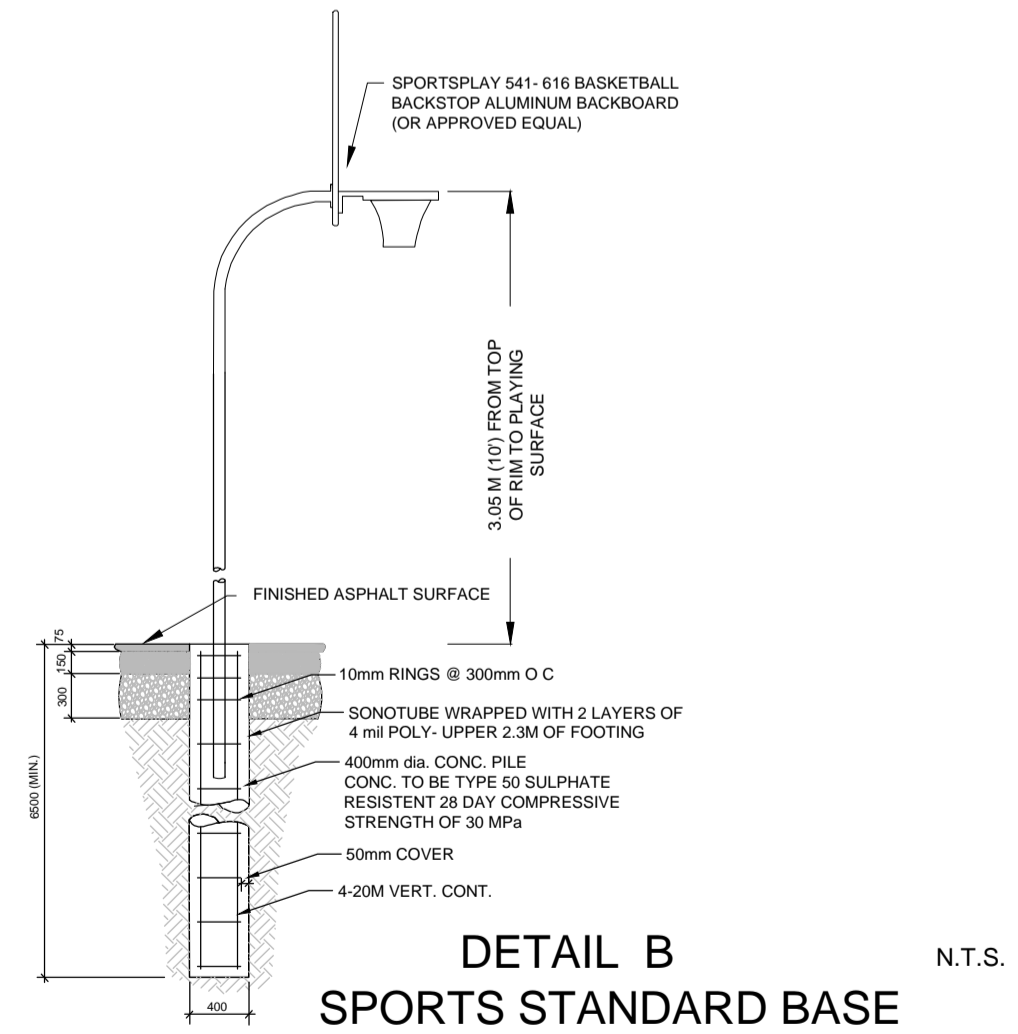
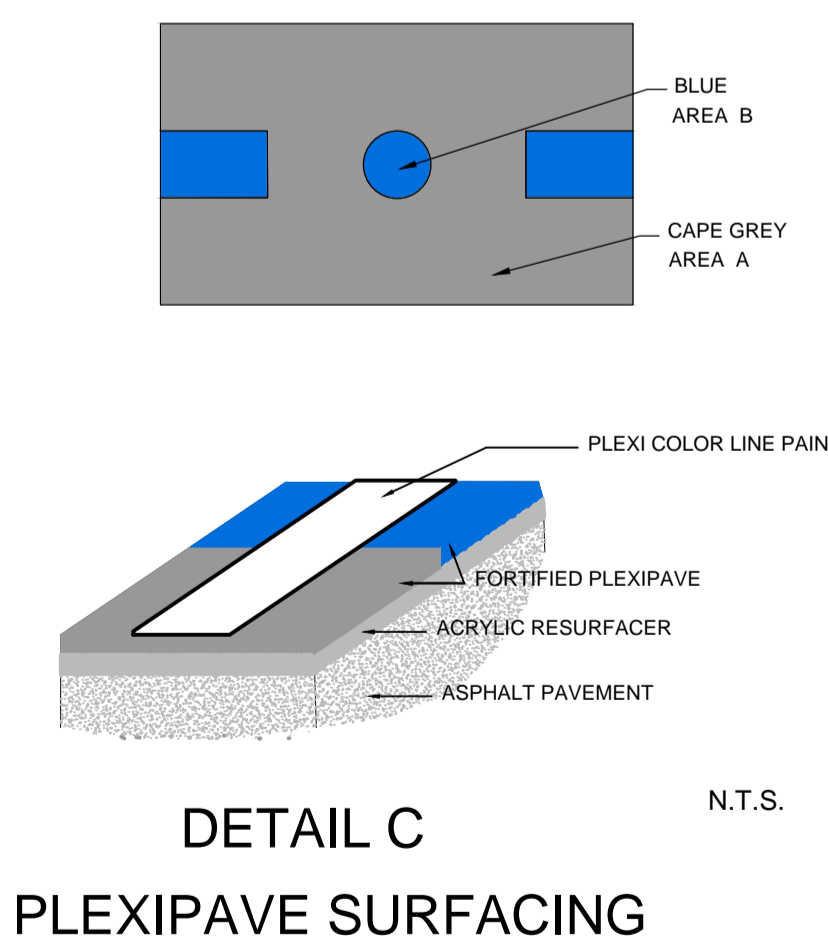
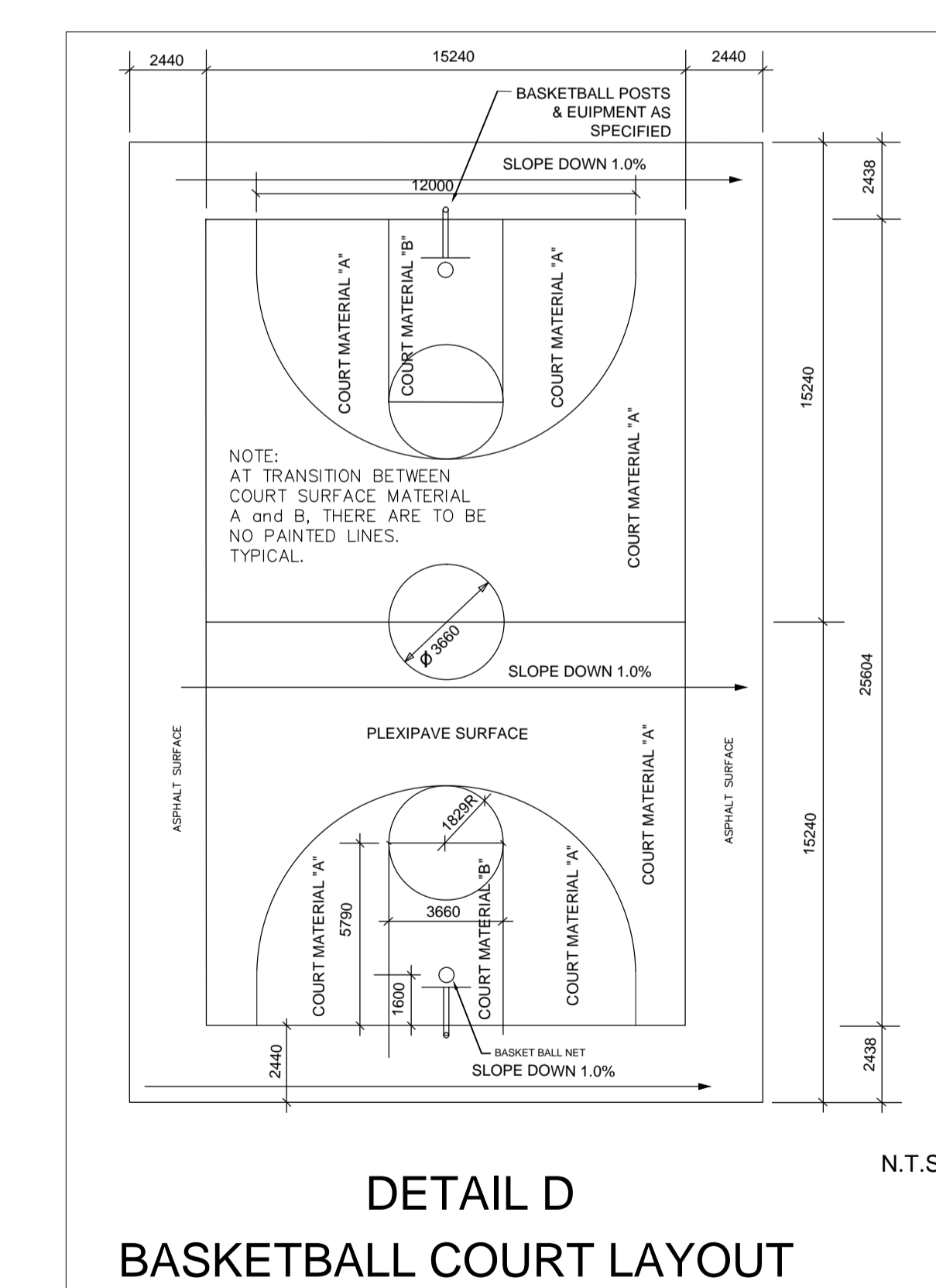
- GENERAL
- THE CONTRACTOR SHALL ADHERE TO THE CITY OF WINNIPEG STANDARD CONSTRUCTION SPECIFICATIONS:
 - CW 3110-R9 SUB-GRADE, SUB-BASE AND BASE COURSE CONSTRUCTION
 - CW 3130-R1 SUPPLY AND INSTALLATION OF GEOTEXTILE FABRICS
 - CW 3170-R3 EARTHWORK AND GRADING
 - CW 3410-R7 ASPHALTIC CONCRETE PAVEMENT WORKS
 - CW 3510-R8 SODDING
 - THE CONTRACTOR SHALL PROVIDE ALL MATERIALS, LABOUR AND EQUIPMENT NECESSARY FOR EXCAVATION, REMOVAL, INSTALLATION AND RESTORATION OF THE JOB.
 - EXAMINE ALL PLANS AND SPECIFICATIONS PERTAINING TO THIS JOB. NOTIFY THE CONTRACT ADMINISTRATOR OF ERRORS OR OMISSIONS BEFORE COMMENCING THIS JOB.
 - THE CONTRACTOR SHALL OBTAIN ALL NECESSARY PERMITS, PAY ALL NECESSARY FEES AND GIVE ALL NECESSARY NOTICES.
 - ALL WORK COMPLETED SHALL BE ACCOMPLISHED IN A FIRST CLASS & WORKMAN LIKE STYLE
 - ACCESS TO THE SITE WILL BE DETERMINED AT A PRE-CONSTRUCTION MEETING. THE ACCESS SHALL BE MAINTAINED AND RESTORED BY THE CONTRACTOR AT HIS OWN EXPENSE AND APPROVED BY THE CONTRACT ADMINISTRATOR.

- DELIVERABLES
- THE CONTRACTOR SHALL MAINTAIN ONE SET OF PLANS AT JOB SITE WHICH HE SHALL CLEARLY NOTE ALL CHANGES OR DEVIATIONS FROM THE CONTRACT DOCUMENT AS THE JOB PROGRESSES
 - PLEXIPAVE SURFACING AND COLOUR LINE PAINTING SHALL BE APPLIED IN ADHERENCE TO MANUFACTURERS DIRECTIONS AND SPECIFICATIONS.
 - ALL WORK MUST BE STARTED AND COMPLETED BETWEEN JUNE 24, 2013 AND AUGUST 31, 2013.

- LAYOUT
- THE CONTRACTOR SHALL LAYOUT ALL WORK, ESTABLISHING ALL LINES, LEVELS AND CENTRES AND SHALL ASSUME RESPONSIBILITY FOR ANY ERRORS RESULTING FROM FAILURE TO USE ADEQUATE CAUTION.
 - THE SLOPE OF THE BASKETBALL COURT SHALL BE 1% WEST TO EAST.



BASKETBALL COURT LAYOUT WITH GRADING & SODDING



METRIC
WHOLE NUMBERS INDICATE MILLIMETRES
DECIMALIZED NUMBERS INDICATE METRES

WARNING
IF POWER EQUIPMENT OR EXPLOSIVES ARE TO BE USED FOR EXCAVATION ON THIS PROJECT THE CONTRACTOR MUST:
1) NOTIFY THE GAS COMPANY OF THE PROPOSED LOCATION OF EXCAVATION.
2) TAKE PRECAUTION TO AVOID DAMAGE TO GAS COMPANY INSTALLATIONS.
SEE PROVINCIAL REGULATION 210/72 FOR DETAILS

200 WM	WATERMAIN	200 WM	SL, HYDRO	150 WM	WATERMAIN	150 WM	LOCATION APPROVED	B.M. ELEV.	FIELD BOOK #:	CITY OF WINNIPEG URBAN DESIGN PARKS AND PUBLIC SPACES		LANDSCAPE ARCHITECTS/ ENGINEER'S SEAL
⊕	HYDRANT	⊕	MTS	+	HYDRANT	+	UNDERGROUND STRUCTURES	POSTED TO LBIS		DESIGNED BY: TB	CHECKED BY: RZ	<p>THE CITY OF WINNIPEG Planning, Property and Development Depart. Urban Design Parks and Public Spaces Unit 15-30 Fort Street</p>
⊙	VALVE	⊙	TRAFFIC SIGNALS	X	VALVE	X	SUPV. U/G STRUCTURES COMMITTEE			DRAWN BY: TB	APPROVED BY: RZ	
525 LDS	LAND DRAINAGE SEWER	525 LDS	GAS	50 GAS	300 LDS	LAND DRAINAGE SEWER	DATE			HOR. SCALE: NTS.	RELEASED FOR CONSTRUCTION	FILENAME:
375 WWS	WASTEWATER SEWER	375 WWS	SURVEY BAR		250 WWS	WASTEWATER SEWER	NOTE:	2 FOR CONSTRUCTION	MAY 21/13 TB	VERTICAL: NTS.		
○	MANHOLE	⊙	BASE, POLE & LUMINARE		00.000	TOP OF ASPHALT	LOCATION OF UNDERGROUND STRUCTURES AS SHOWN ARE BASED ON THE BEST INFORMATION AVAILABLE BUT NO GUARANTEE IS GIVEN THAT ALL EXISTING UTILITIES ARE SHOWN OR THAT THE GIVEN LOCATIONS ARE EXACT. CONFIRMATION OF EXISTENCE AND EXACT LOCATION OF ALL SERVICES MUST BE OBTAINED FROM THE INDIVIDUAL UTILITIES BEFORE PROCEEDING WITH CONSTRUCTION.	1 FOR REVIEW	MAY 7/13 TB			
□	CATCH BASIN	⊕	BURIED LIGHT CABLE		00.000	TOP OF LIMESTONE BASE		NO. REVISIONS	DATE	DATE	DATE	SHEET 1 OF 1
▽	CURB INLET	▼	TREE									CITY DRAWING NUMBER
△	REDUCER	△										F.20-H
⊗	COUPLER	⊗										
⊖	ANODE	⊖										
EXISTING	LEGEND-PLAN	PROPOSED	EXISTING	LEGEND-PLAN	PROPOSED	EXISTING	LEGEND-PROFILE	PROPOSED				