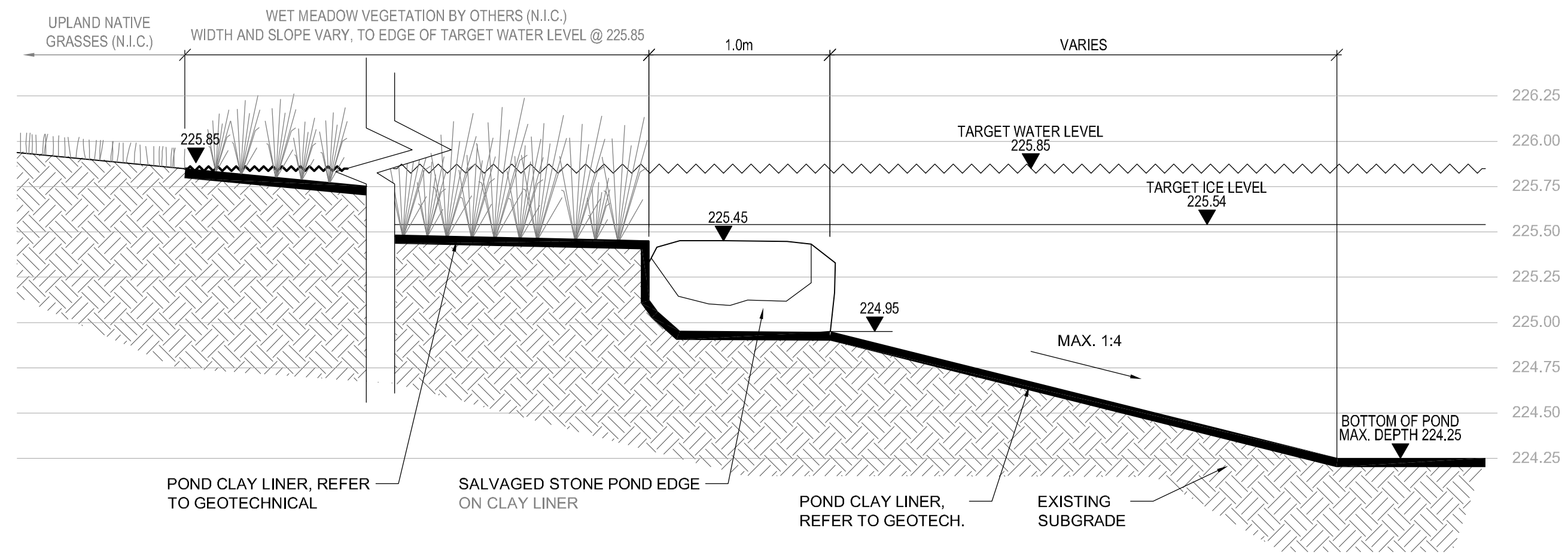
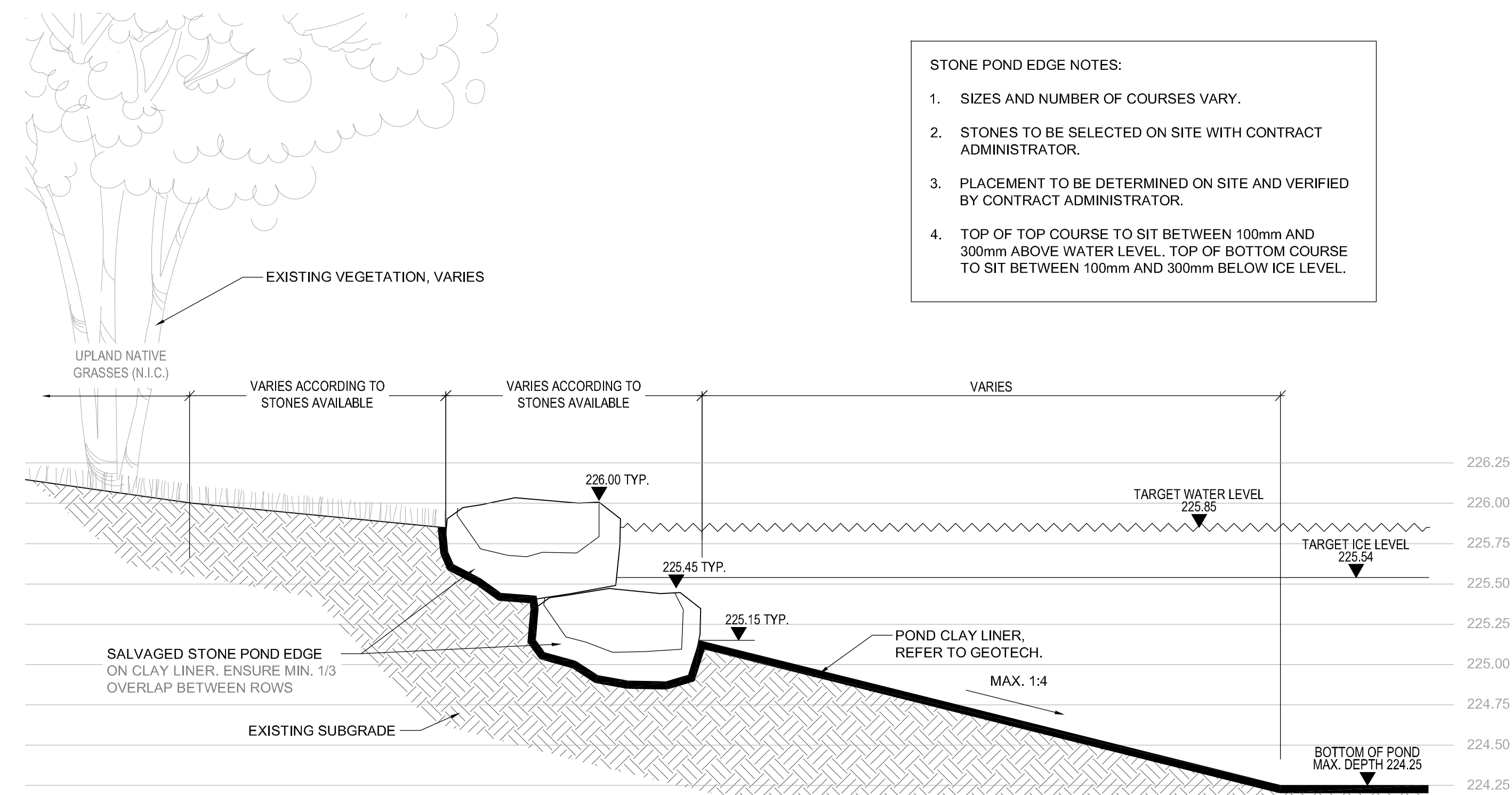


sheet size - Super A1 24" x 36" plot scale - 1:1 (metric) CAD file name: eg_working_dwg_pond_renov.dwg

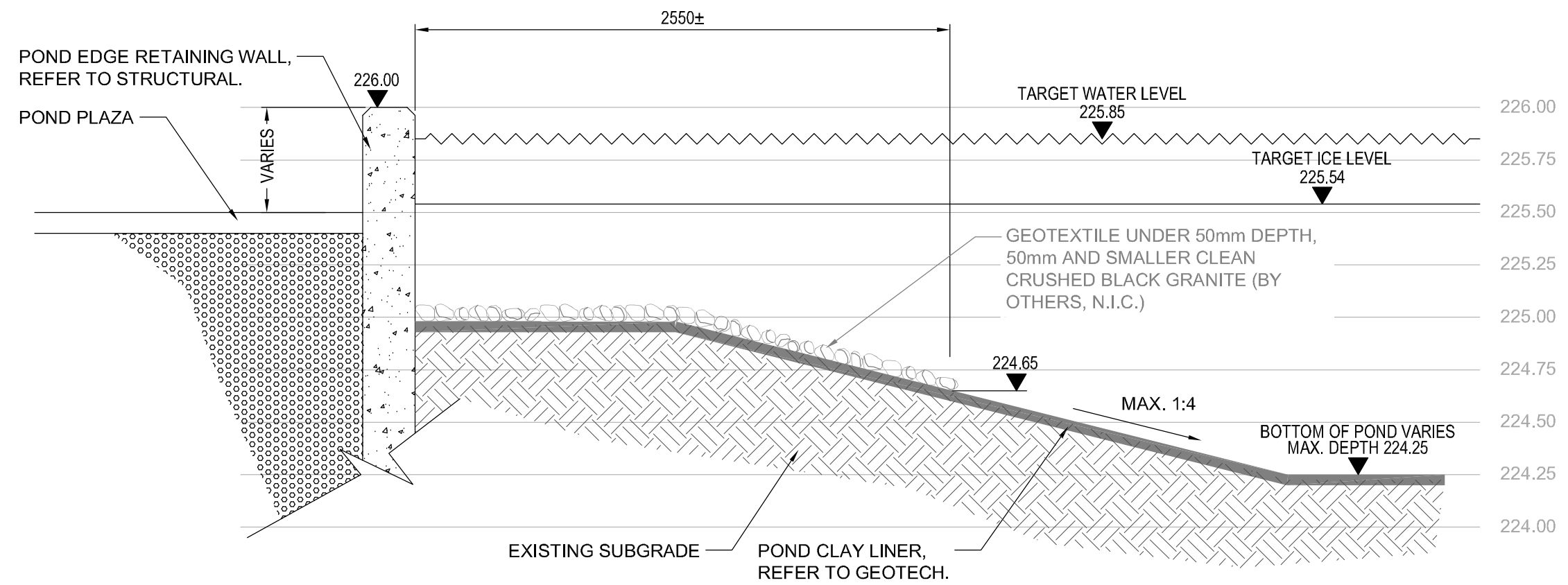


1 TYP POND SECTION - STONE EDGE UNDER WATER
L06 SCALE - 1 : 25



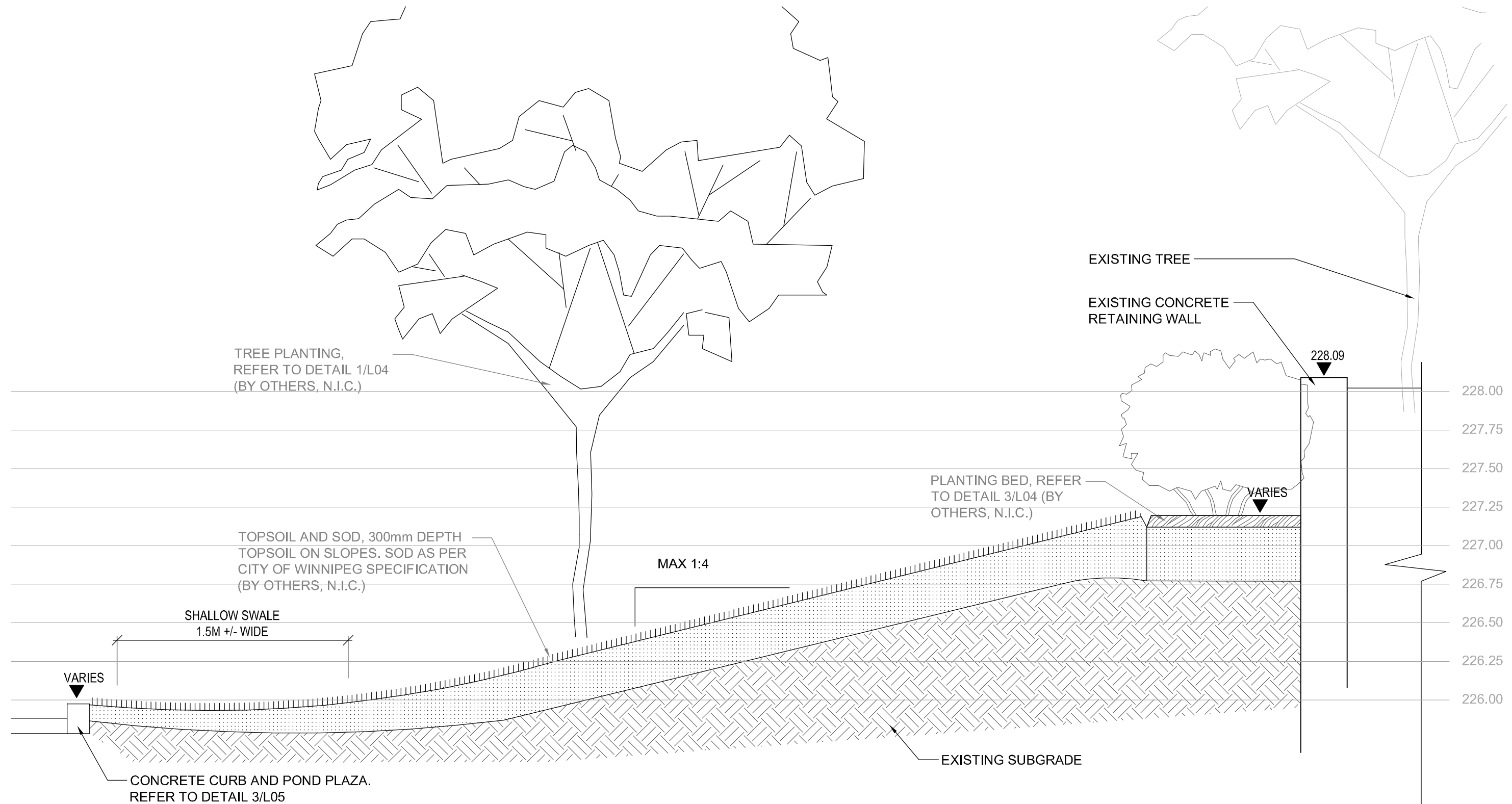
2 TYP POND SECTION - STONE EDGE ABOVE WATER
L06 SCALE - 1 : 25

- STONE POND EDGE NOTES:**
- SIZES AND NUMBER OF COURSES VARY.
 - STONES TO BE SELECTED ON SITE WITH CONTRACT ADMINISTRATOR.
 - PLACEMENT TO BE DETERMINED ON SITE AND VERIFIED BY CONTRACT ADMINISTRATOR.
 - TOP OF TOP COURSE TO SIT BETWEEN 100mm AND 300mm ABOVE WATER LEVEL. TOP OF BOTTOM COURSE TO SIT BETWEEN 100mm AND 300mm BELOW ICE LEVEL.

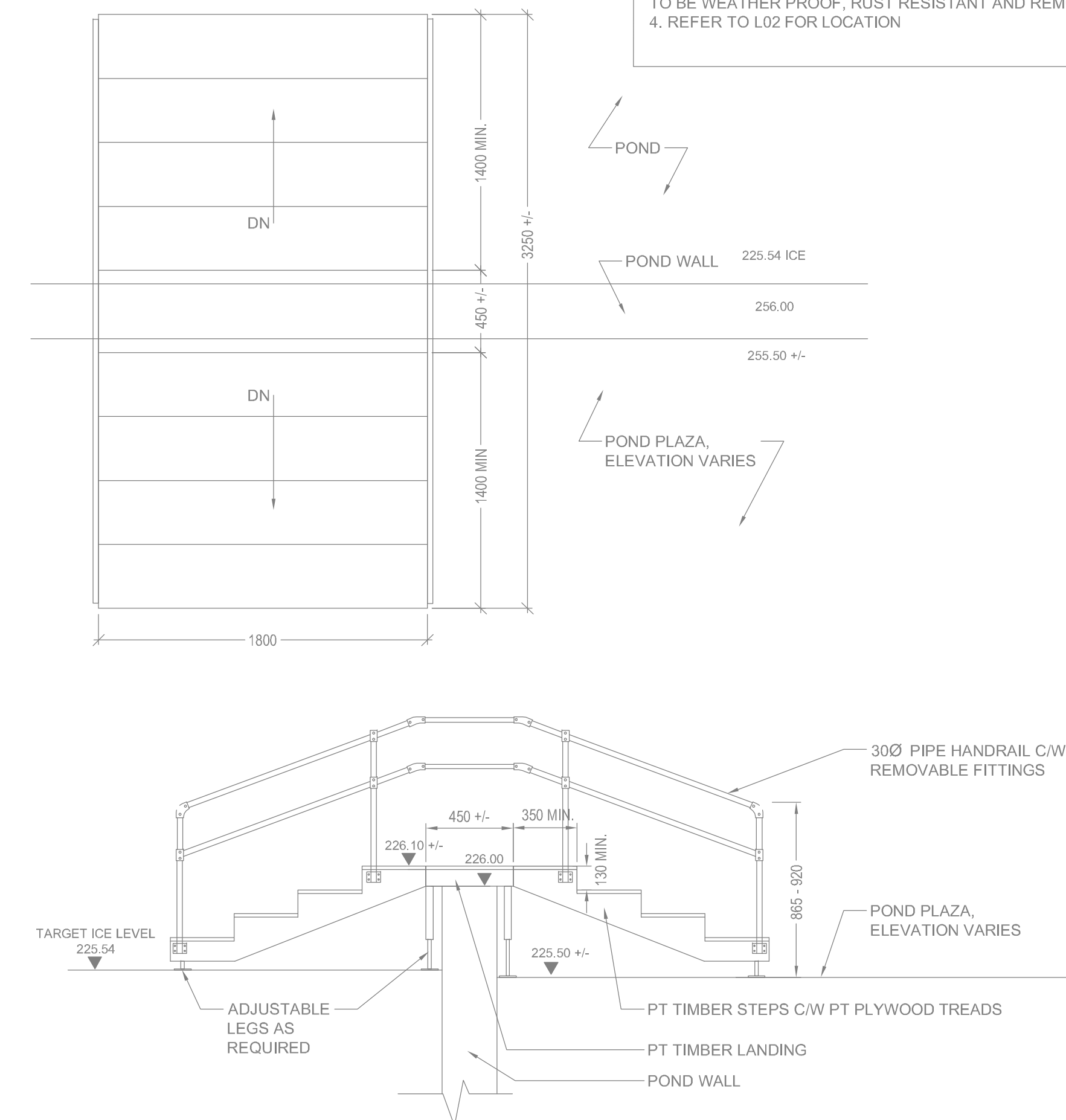


3 TYP POND SECTION - POND WALL
L06 SCALE - 1 : 25

- WINTER ACCESS STEP NOTES:**
- INTENT: TO BE EASILY ASSEMBLED, DISASSEMBLED AND STORED BY THE CLIENT ON A SEASONAL BASIS.
 - DETAILS SCHEMATIC ONLY. CONTRACTOR TO DETERMINE FRAMING, RAILINGS AND POST DETAILS AND ENSURE CLIENT APPROVAL PRIOR TO CONSTRUCTION.
 - ALL FIXTURES INCLUDING PIPE RAILS AND ADJUSTABLE POSTS TO BE WEATHER PROOF, RUST RESISTANT AND REMOVABLE.
 - REFER TO L02 FOR LOCATION



4 TYP SECTION - SEATING BERM
L06 SCALE - 1 : 25



5 WINTER ACCESS STEPS - SCHEMATIC - N.I.C.
L06 SCALE - 1 : 25

NO.	REV	DATE	DESCRIPTION	BY
RO	2014 / 07 / 21		ISSUED FOR TENDER	DKM
REV	YY / MM / DD		DESCRIPTION	BY

A. SECTION LETTER OR DETAIL NUMBER. B. DRAWING WHERE SECTION OR DETAIL IS DRAWN. OR A. DRAWING WHERE SECTION OR DETAIL IS INDICATED. --- SECTION OR DETAIL SHOWN ON SAME DRAWING.		SEAL
A B	A ---	

SCATLIFF + MILLER + MURRAY Inc. TEL 204 927-3444 FAX 204 927-3443 1120 - 201 PORTAGE AVENUE WINNIPEG, MB, CANADA			
CLIENT	CITY OF WINNIPEG		
PROJECT	PEGUIS PAVILION POND REDEVELOPMENT & LANDSCAPE RENOVATIONS		
TITLE	DETAILS & TYP. SECTIONS		
DESIGN	DRAWN	DATE - Y / M / D	SCALE
JW / AH	AH / WF	2014-07-21	AS NOTED
CHECKED	APPROVED	JOB NO.	DRAWING NO.
DKM	DKM	594-2013	L06