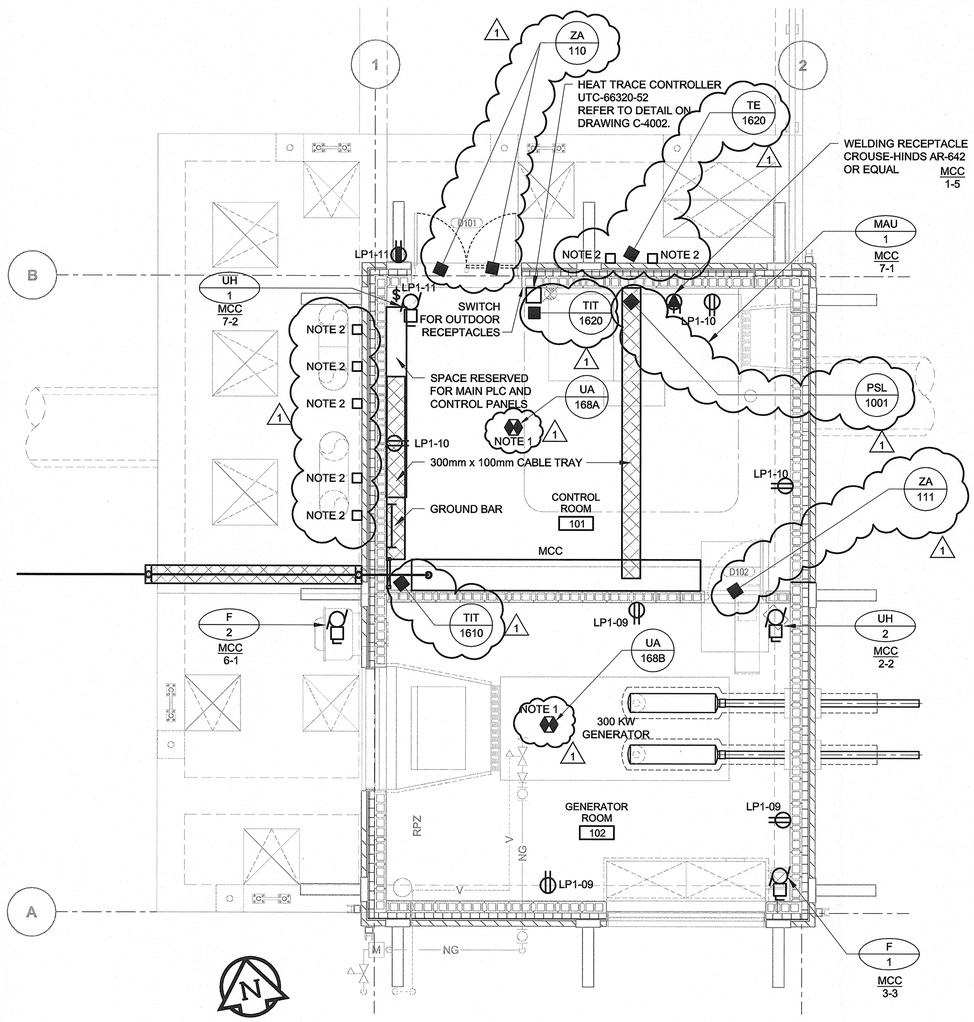

MAIN FLOOR PLAN

Scale 1:50

0 1250 2500 mm

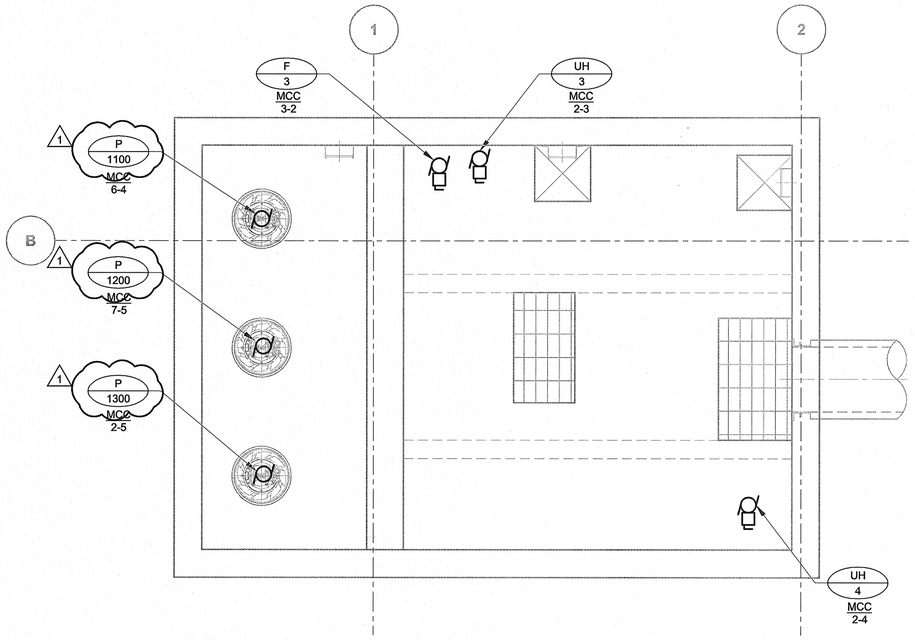

WET WELL LEVEL

Scale 1:50

0 1250 2500 mm

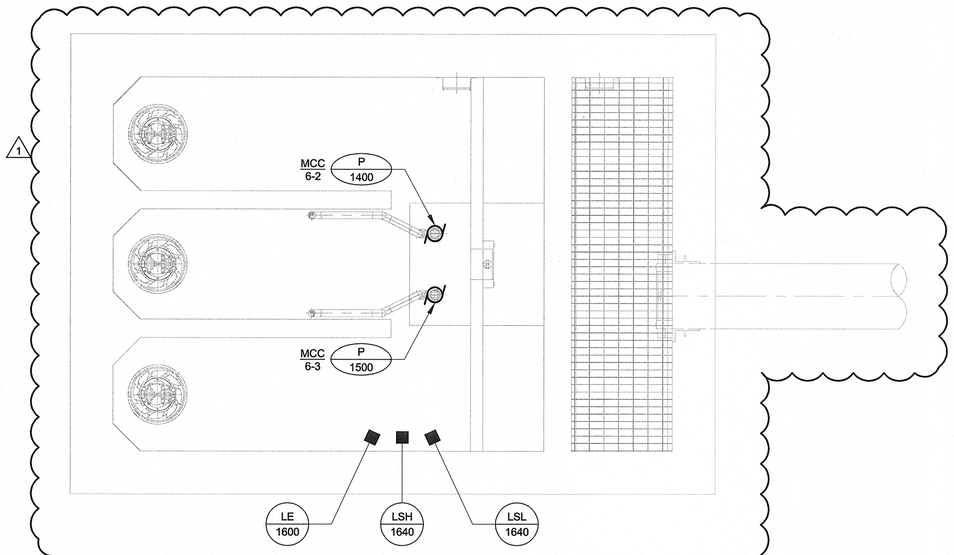

LOW LEVEL PLAN

Scale 1:50

0 1250 2500 mm

NOTES:

1. FINAL LOCATION OF SMOKE ALARMS TO BE CONFIRMED WITH CONTRACT ADMINISTRATOR BEFORE INSTALLATION.
2. JUNCTION BOX NEMA 4X ENCLOSURE 150mm x 150mm FOR DUTY AND SUMP PUMPS.

APEGM
Certificate of Authorization
AECOM Canada Ltd.
No. 4671 Date: Oct 10, 2013

LOCATION APPROVED
UNDERGROUND STRUCTURES

SUPV. U/G STRUCTURES COMMITTEE — DATE

NOTE:
LOCATION OF UNDERGROUND STRUCTURES AS SHOWN ARE BASED ON THE BEST INFORMATION AVAILABLE. BUT NO GUARANTEE IS GIVEN THAT ALL EXISTING UTILITIES ARE SHOWN OR THAT THE GIVEN LOCATIONS ARE EXACT. CONFIRMATION OF EXISTENCE AND EXACT LOCATION OF ALL SERVICES MUST BE OBTAINED FROM THE INDIVIDUAL UTILITIES BEFORE PROCEEDING WITH CONSTRUCTION.

B.M.
ELEV.

NO.	REVISIONS	DATE	BY
1	ISSUED FOR ADDENDUM	13/12/10	RB
0	ISSUED FOR TENDER	13/10/15	RB

AECOM

DESIGNED BY	RB	CHECKED BY	
DRAWN BY	RB	APPROVED BY	
HOR. SCALE:	AS NOTED	RELEASED FOR CONSTRUCTION BY:	
VERTICAL:	AS NOTED		
DATE	2013-07-12	DATE	

ENGINEER'S SEAL
PROVINCE OF MANITOBA — S.A. SADLER — Member — 30812 — REGISTERED PROFESSIONAL ENGINEER

CONSULTANT DRAWING NO.
60273041-SHT-01-CON3-E-0004.DWG

Winnipeg
THE CITY OF WINNIPEG
PUBLIC WORKS DEPARTMENT

PLESSIS ROAD TWINNING AND GRADE SEPARATION AT CN REDDITT SUBDIVISION
CONTRACT 3

CITY DRAWING NUMBER U238-2014-2354
SHEET 04 OF 09

ELECTRICAL
POWER AND INSTRUMENT FLOOR PLAN

E-0004

1

A1 – 841x594
2013-04-03
C:\DOCUMENTS AND SETTINGS\STEPNUKS\APPLICATION DATA\AUTODESK\C3D 2012\ENU\PLOTTERS\PLOT STYLES\1DSSC-H-B&C.CTB
P:\60273041\000-CADD\02-SHEETS\E\60273041-SHT-01-CON3-E-0004.DWG