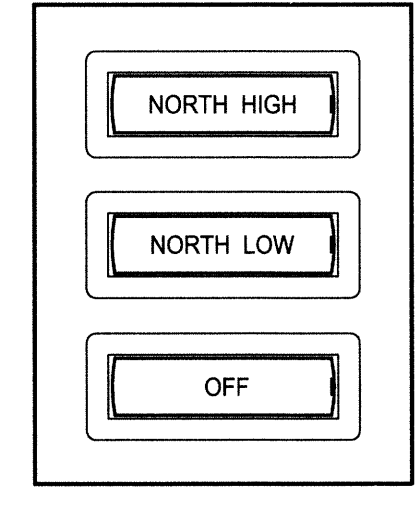
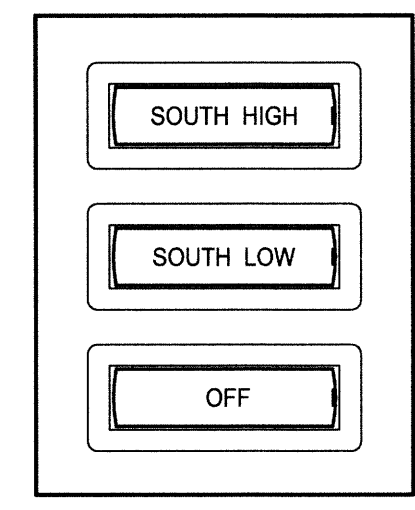


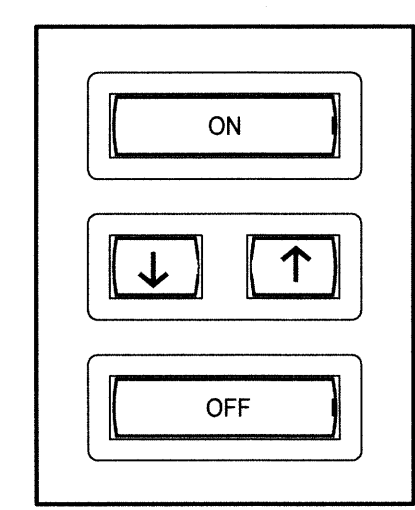
- NOTES:**
1. GREY LINE WEIGHT DENOTES EXISTING OR BY OTHERS.
 2. INSTALL FIXTURE ONTO A CAST ALUMINUM RAB ROUND ELECTRICAL BOX. CAST ALUMINUM RAB ROUND IS TO BE PAINTED TO MATCH THE FIXTURE.
 3. PROVIDE A WIRE GUARD.
 4. MOUNT TYPE 'H' FIXTURES RIGIDLY TO THE UNDERSIDE OF THE ROOF TRUSSES USING UNISTRUT SUPPORT CHANNELS.
 5. CROSS-HATCHING DENOTES UNSWITCHED NIGHT LIGHTING CIRCUIT (LP-23).
 6. EXPOSED CONDUIT WILL NOT BE ACCEPTED IN THE CORRIDOR OR MPR ROOM WHERE CEILINGS ARE OPEN. WHERE EXPOSED CONDUIT IS REQUIRED TO FEED FIXTURE(S) TYPE G, P1, P2 AND P3 CONDUITS SHALL BE RUN PARALLEL TO AND INSIDE THE INTERIOR CAVITY OF THE Q-DECK. ANY DEVIATIONS SHALL BE COORDINATED THE CONTRACT ADMINISTRATOR PRIOR TO INSTALLATION.



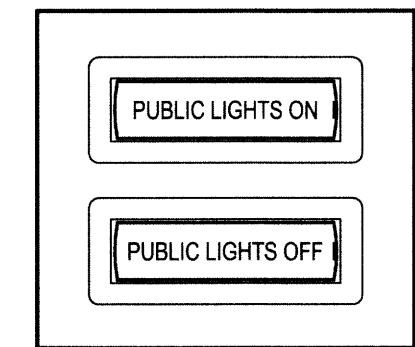
A LOW VOLTAGE OVERRIDE SWITCH - LV1
N.T.S.



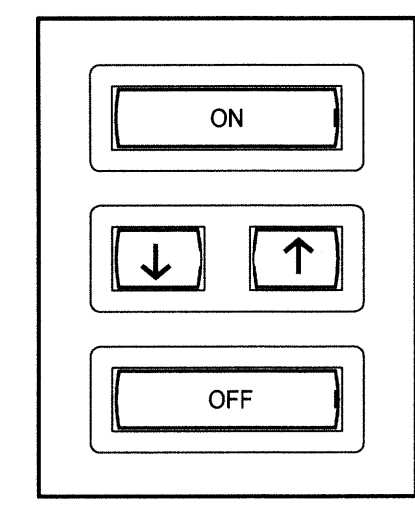
B LOW VOLTAGE OVERRIDE SWITCH - LV2
N.T.S.



C LOW VOLTAGE OVERRIDE SWITCH - LV3
N.T.S.



D LOW VOLTAGE OVERRIDE SWITCH - LV4
N.T.S.



E LOW VOLTAGE OVERRIDE SWITCH - LV5
N.T.S.

