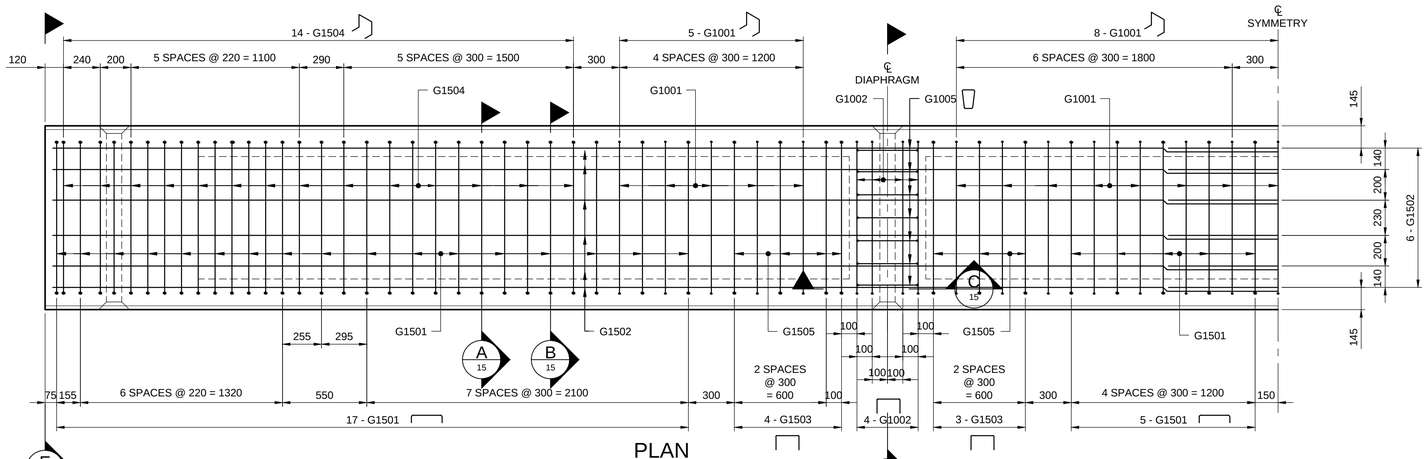

PLAN
1: 20

SHOWING REINFORCING DETAILS IN TOP OF TOP SLAB
GIRDER MK G2 SHOWN. TYPICAL FOR ALL GIRDERS

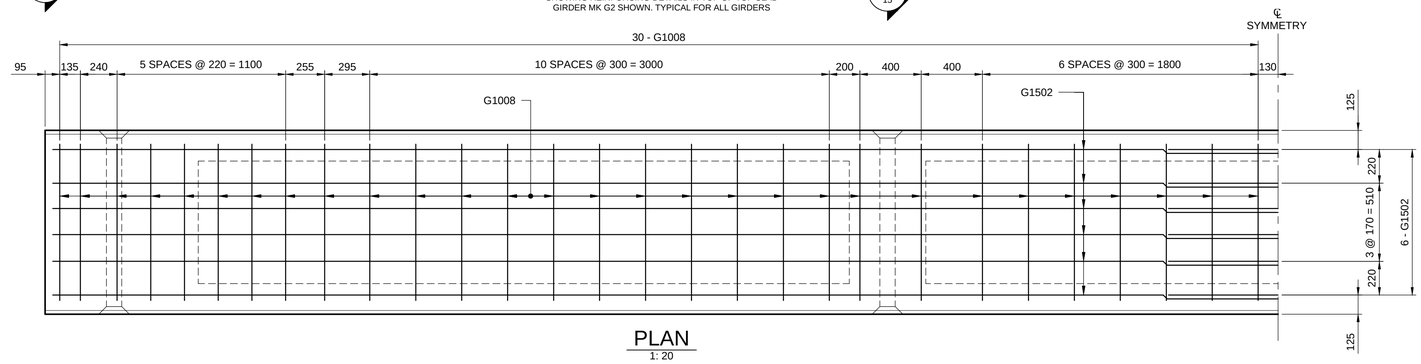

PLAN
1: 20

SHOWING REINFORCING DETAILS IN BOTTOM OF TOP SLAB.
GIRDER MK G2 SHOWN. TYPICAL FOR ALL GIRDERS

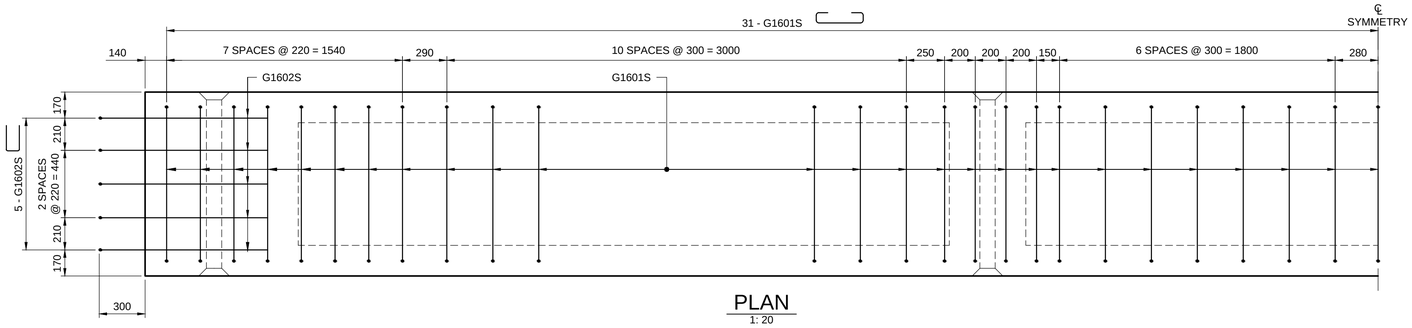

PLAN
1: 20

SHOWING DOWEL REINFORCING
STEEL CAST IN ALL GIRDERS.

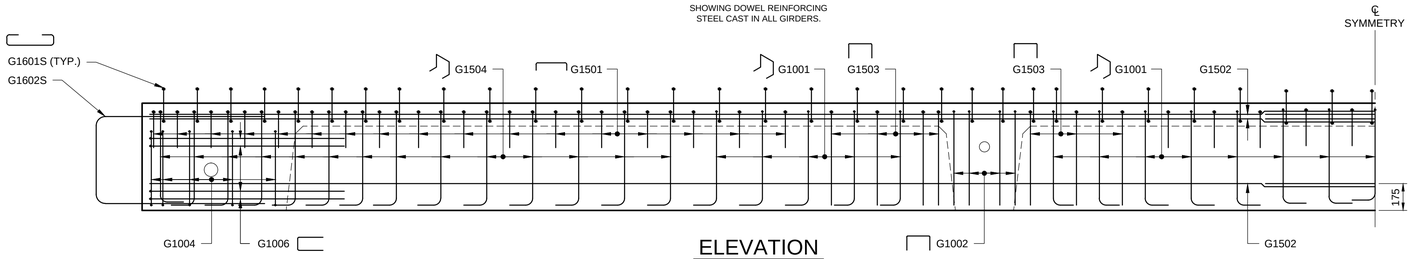

ELEVATION
1: 20

TYPICAL FOR ALL GIRDERS

METRIC

WHOLE NUMBERS INDICATE MILLIMETRES
DECIMALIZED NUMBERS INDICATE METRES

APEGM
Certificate of Authorization
Dillon Consulting Limited (MB)
No. 1789 Date: 13/11/07

NO.	REVISIONS	DATE	BY
0	ISSUED FOR TENDER	13/11/07	SSR

B.M. ELEV.

DESIGNED BY CDW
DRAWN BY CGC
CHECKED BY SSR
APPROVED BY MBL
HOR. SCALE AS SHOWN
VERTICAL
DATE 13/11/07

DILLON CONSULTING

RELEASED FOR CONSTRUCTION
DATE

ENGINEER'S SEAL
PROVINCE OF MANITOBA
Nov. 7/13
C.D. WARD
Member 24456
REGISTERED PROFESSIONAL ENGINEER

CONSULTANT PROJECT NUMBER
13-7555

THE CITY OF WINNIPEG
PUBLIC WORKS DEPARTMENT

RECONSTRUCTION OF THE ST. JAMES STREET BRIDGE OVER OMAND'S CREEK

GIRDERS 4 OF 5

CITY DRAWING NUMBER B126-13-14
SHEET 14 OF 26
CONSULTANT DRAWING NUMBER

G:\CAD\137555\09-Structural\01-Contract\137555-09-GIRDER-4 OF 5-CON.dwg