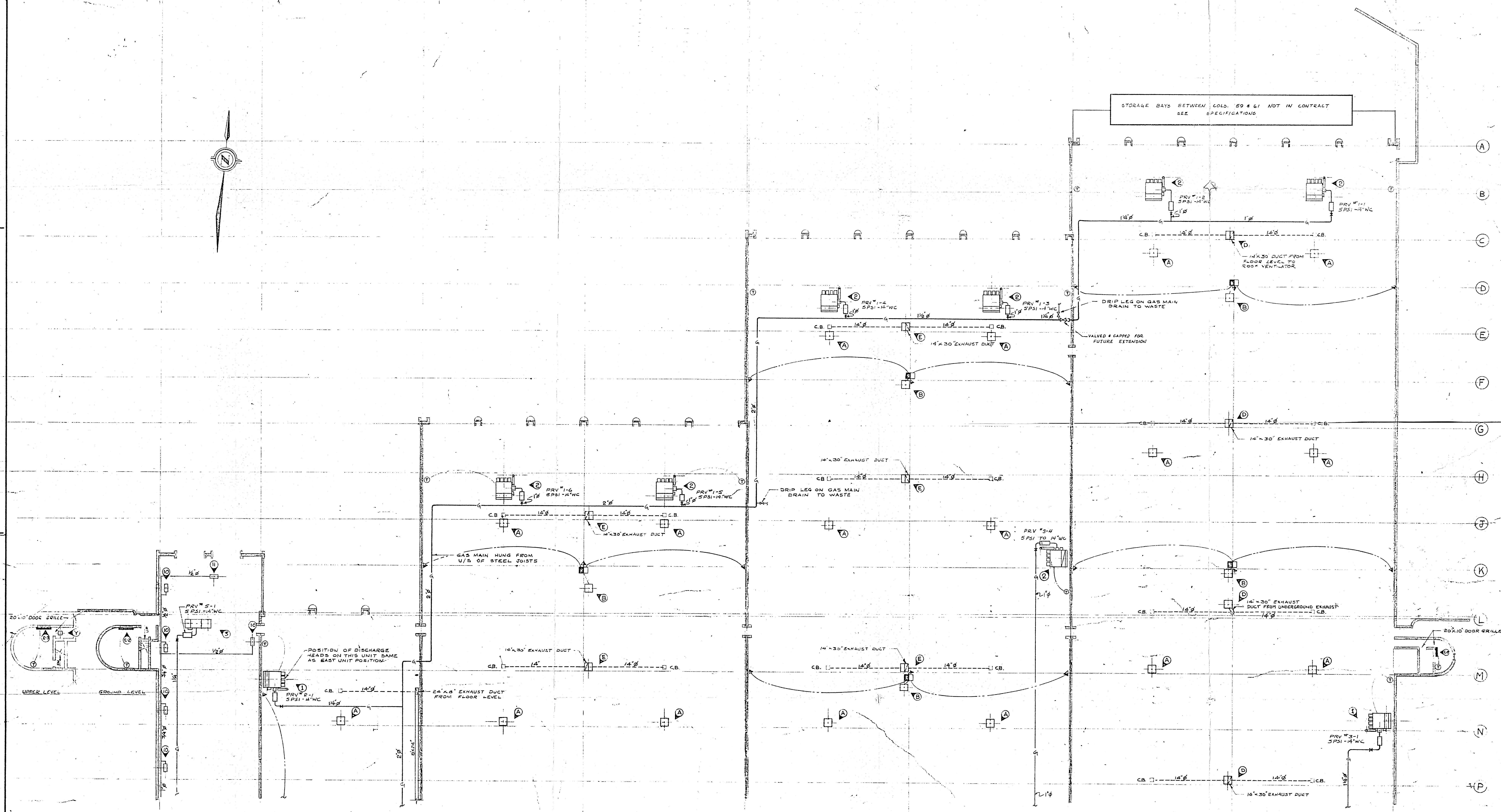
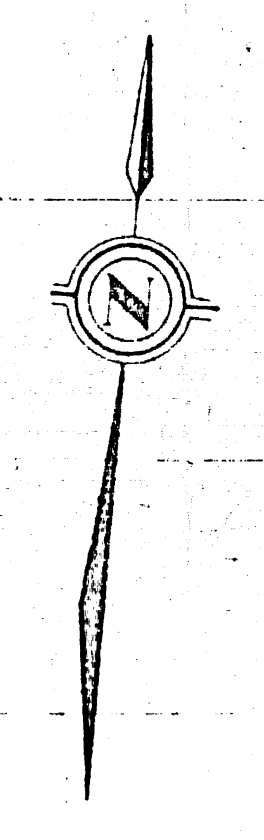


52 53 54 55 56 57 58 59 60 61



FOR CONTINUATION SEE DWG 2185-601

GARAGE BUILDING
PART PLAN
SCALE 1/4"=1'-0"

- NOTES:**
1. GAS DISTRIBUTION PIPING MUST BE SLEEVED & PACKED WITH ASBESTOS ROPE WHEN PASSING THRU FIRE WALLS AT COLUMN LINES 52 TO 59 INCLUSIVE.
 2. FOR SCHEDULES OF HEATING AND VENTILATING UNITS SEE DWG 2185-601
 3. FOR DETAILS OF MAKE-UP AIR UNITS, INFRARED HEATERS, VENTILATING AND EXHAUST SYSTEMS SEE DWG 2185-605
 4. FOR DETAILS OF DISCHARGE HEADS FOR MAKE-UP AIR UNITS SEE DWG 2185-601
 5. ALL 14" X 30" EXHAUST DUCTS RISE FROM CONCRETE PLENUM IN FLOOR TO ROOF VENTILATOR FOR DETAILS SEE DWG 2185-605


B-14
FILE
RETURN TO CIVIL
ENGINEERING
INVENTORY
2 91 1

2185-602

DATE	ISSUE NO.	REV.	DESCRIPTION	DRAWN BY
20/7/66	4	0	AS BUILT	K.M.C.
12/1/66	3	0	FOR CONSTRUCTION	
12/1/66	2	0	FOR TENDERS	
20/1/66	1	0	FOR APPROVAL	

ISSUE OR REVISION	
METROPOLITAN CORPORATION OF GREATER WINNIPEG STREETS AND TRANSIT DIVISION	
TRANSIT STORAGE AND SHOP FACILITIES	
GARAGE & SERVICE BAY	
HEATING & VENTILATING - PLAN	

CONSULTING PROFESSIONAL ENGINEERS A. D. MARGISON AND ASSOCIATES LIMITED 155 LEVIE STREET, 2ND FLOOR, WINNIPEG, MANITOBA	ARCHITECTS Walsman Ross & Blankstein Coop Gillmor Hanns 30 DONALD STREET, WINNIPEG, MANITOBA
APPROVED: <i>[Signature]</i>	DATE: AUGUST '67
DRAWN BY: <i>[Signature]</i>	SCALE: 1/16" = 1'-0"
CHECKED: J.T.T.	FILE NO.: 2185-602
MECHANICAL	



LICENSED TO PRACTICE
IN THE
PROVINCE OF MANITOBA
My License Expires: 12 Jan. 1973