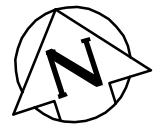
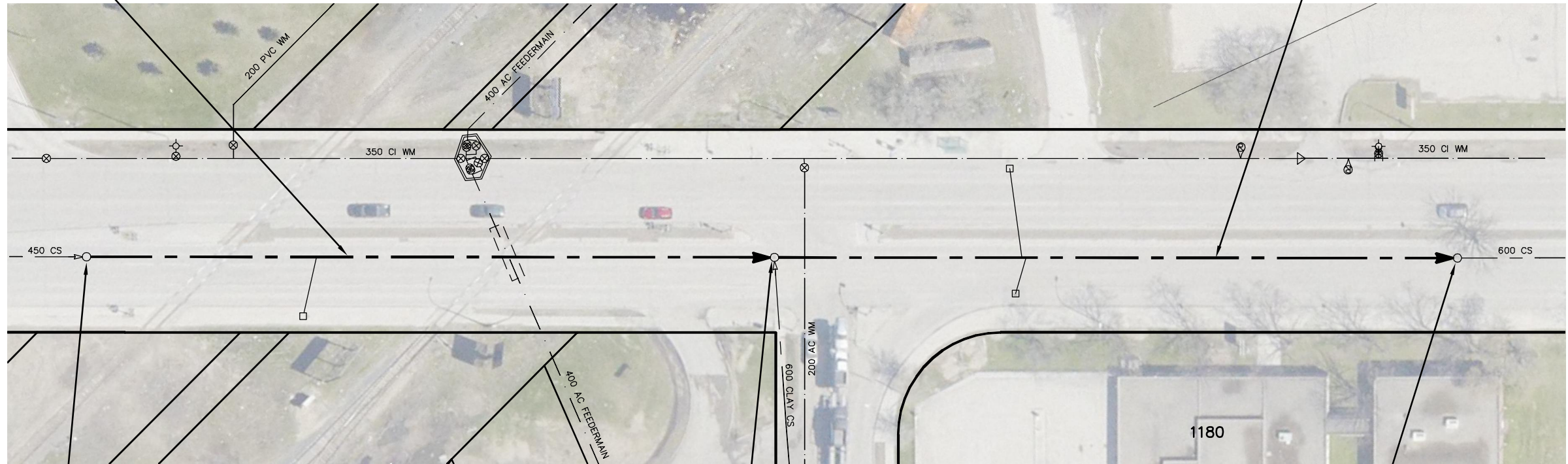


NOTRE DAME AVENUE



99.50 OF 600 CONC CS
TO BE LINED S-MA20012817
(PARTIALLY DETERIORATED)

101.60 OF 600 CONC CS
TO BE LINED S-MA20010323
(FULLY DETERIORATED)



S-MH20011685
RIM 232.95
INV E 227.45
INV W 227.45

S-MH20011687
RIM 232.64
INV E 227.09
INV S 227.09
INV W 227.09

S-MH20009456
RIM 232.42
INV E 226.81
INV W 226.81

WALL ST

SEWER JUNCTION INFORMATION FROM
SEWER VIDEO INSPECTION
SEWER ID S-MA20012817

DISTANCE FROM MH ID S-MH20011687		
DISTANCE	DIAMETER	CLOCK
4.9	150	1
42.5	150	12

SEWER JUNCTION INFORMATION FROM
SEWER VIDEO INSPECTION
SEWER ID S-MA20010323

DISTANCE FROM MH ID S-MH20011687		
DISTANCE	DIAMETER	CLOCK
16.8	100	1
22.8	100	11
37.8	150	1
38.7	150	11
42.6	100	1
50.4	100	11
53.1	100	11
72.8	100	11
73.2	100	1
79.9	100	1
83.7	100	11
96.3	100	1

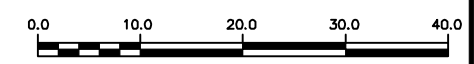
WARNING

IF POWER EQUIPMENT OR EXPLOSIVES
ARE TO BE USED FOR EXCAVATION ON
THIS PROJECT THE CONTRACTOR MUST:

- 1) NOTIFY THE GAS COMPANY OF THE PROPOSED LOCATION OF EXCAVATION.
- 2) TAKE PRECAUTION TO AVOID DAMAGE TO GAS COMPANY INSTALLATIONS.

SEE PROVINCIAL REGULATION 210/72 FOR DETAILS

METRIC
WHOLE NUMBERS INDICATE MILLIMETRES
DECIMALIZED NUMBERS INDICATE METRES



LOCATION APPROVED UNDERGROUND STRUCTURES SUPV. U/G STRUCTURES COMMITTEE _____ DATE _____ NOTE: LOCATION OF UNDERGROUND STRUCTURES AS SHOWN ARE BASED ON THE BEST INFORMATION AVAILABLE BUT NO GUARANTEE IS GIVEN THAT ALL EXISTING UTILITIES ARE SHOWN OR THAT THE GIVEN LOCATIONS ARE EXACT. CONFIRMATION OF EXISTENCE AND EXACT LOCATION OF ALL SERVICES MUST BE OBTAINED FROM THE INDIVIDUAL UTILITIES BEFORE PROCEEDING WITH CONSTRUCTION.	B.M. ELEV. CONSTRUCTION COMPLETION DATE: YYYY MM DD		ENGINEER'S SEAL ORIGINAL SIGNED BY S.R.J. COURNOYER 13-10-24	THE CITY OF WINNIPEG WATER AND WASTE DEPARTMENT ENGINEERING DIVISION 2013 SEWER RENEWALS BY CIPP LINING NOTRE DAME AVENUE 1ST MH W WALL STREET TO 1ST MH E WALL STREET	SHEET 24 OF 46 CITY DRAWING NUMBER 10593															
	<table border="1" style="width: 100%; border-collapse: collapse;"> <thead> <tr> <th>NO.</th> <th>REVISIONS</th> <th>DATE</th> <th>BY</th> </tr> </thead> <tbody> <tr><td> </td><td> </td><td> </td><td> </td></tr> <tr><td> </td><td> </td><td> </td><td> </td></tr> <tr><td> </td><td> </td><td> </td><td> </td></tr> </tbody> </table>	NO.	REVISIONS		DATE	BY													<table border="1" style="width: 100%; border-collapse: collapse;"> <tr> <td style="width: 50%;"> DESIGNED BY: TS CHECKED BY: SC DRAWN BY: MA APPROVED BY: KZ SCALE: HORIZONTAL 1:750 VERTICAL _____ RELEASED FOR CONSTRUCTION _____ </td> <td style="width: 50%;"> DATE: 2013 10 24 DATE: _____ </td> </tr> </table>	DESIGNED BY: TS CHECKED BY: SC DRAWN BY: MA APPROVED BY: KZ SCALE: HORIZONTAL 1:750 VERTICAL _____ RELEASED FOR CONSTRUCTION _____
NO.	REVISIONS	DATE	BY																	
DESIGNED BY: TS CHECKED BY: SC DRAWN BY: MA APPROVED BY: KZ SCALE: HORIZONTAL 1:750 VERTICAL _____ RELEASED FOR CONSTRUCTION _____	DATE: 2013 10 24 DATE: _____																			