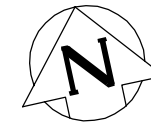
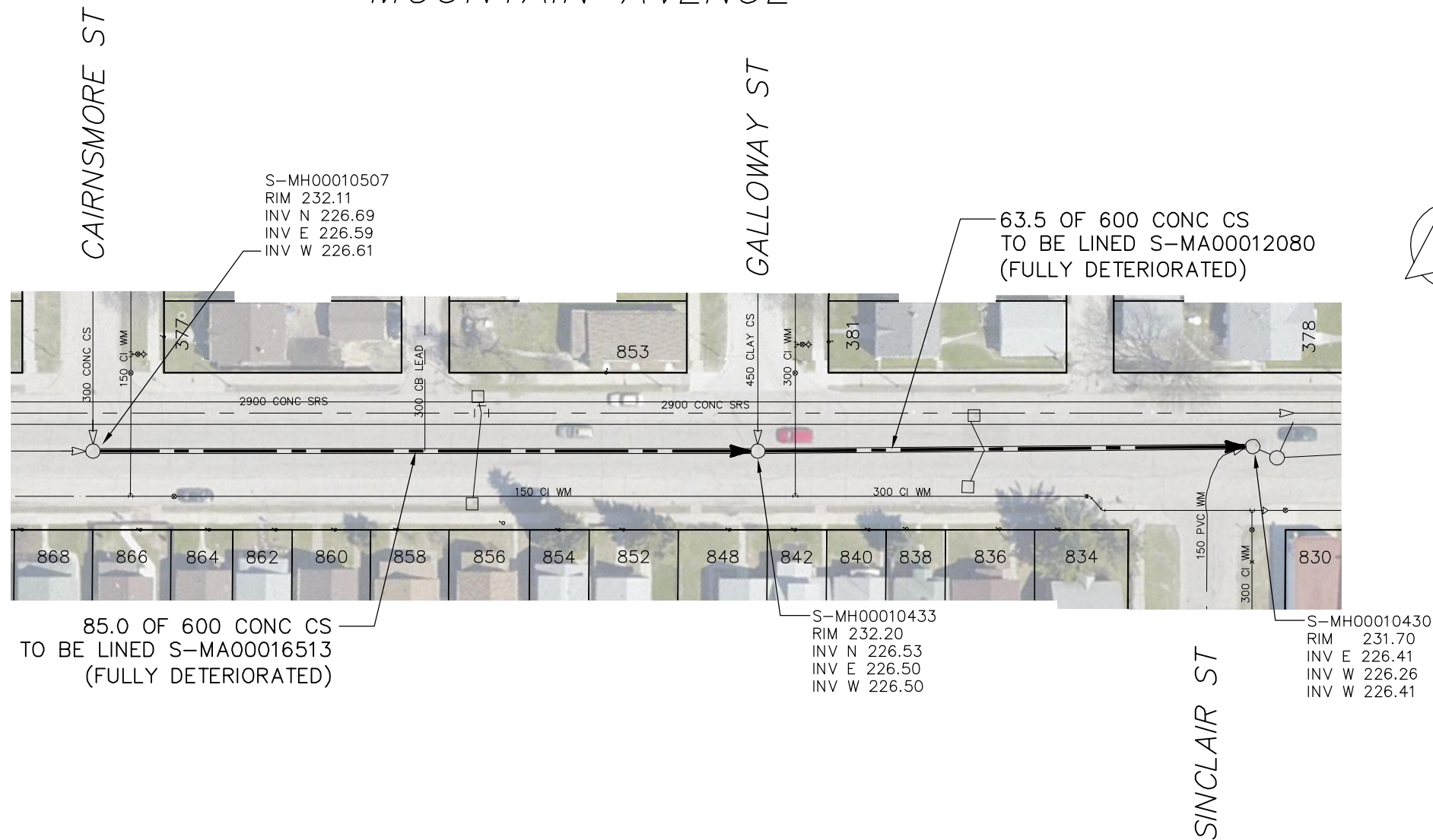


# MOUNTAIN AVENUE



SEWER JUNCTION INFORMATION FROM SEWER VIDEO INSPECTION		
SEWER ID S-MA00012080		
DISTANCE FROM MH ID S-MH00010433		
DISTANCE	DIAMETER	CLOCK
6.1	150	1
16.0	150	1
16.0	150	11
23.6	150	1
23.6	150	11
24.9	150	11
24.9	150	1
31.4	150	1
31.4	150	11
38.1	150	1
38.1	150	11
46.9	150	1
48.8	100	11
52.0	150	11
64.3	150	10

SEWER JUNCTION INFORMATION FROM SEWER VIDEO INSPECTION		
SEWER ID S-MA00016513		
DISTANCE FROM MH ID S-MH00010507		
DISTANCE	DIAMETER	CLOCK
2.8	150	1
9.3	150	1
16.7	150	1
24.2	150	1
31.6	150	1
40.2	150	1
42.5	150	10
47.3	150	1
50.7	150	11
52.5	150	11
55.2	150	1
63.0	150	1
67.3	150	11
70.2	150	1
82.9	150	1

85.0 OF 600 CONC CS TO BE LINED S-MA00016513 (FULLY DETERIORATED)

63.5 OF 600 CONC CS TO BE LINED S-MA00012080 (FULLY DETERIORATED)

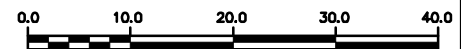
## WARNING

IF POWER EQUIPMENT OR EXPLOSIVES ARE TO BE USED FOR EXCAVATION ON THIS PROJECT THE CONTRACTOR MUST:

- 1) NOTIFY THE GAS COMPANY OF THE PROPOSED LOCATION OF EXCAVATION.
- 2) TAKE PRECAUTION TO AVOID DAMAGE TO GAS COMPANY INSTALLATIONS.

SEE PROVINCIAL REGULATION 210/72 FOR DETAILS

**METRIC**  
WHOLE NUMBERS INDICATE MILLIMETRES  
DECIMALIZED NUMBERS INDICATE METRES



<b>LOCATION APPROVED UNDERGROUND STRUCTURES</b>  SUPV. U/G STRUCTURES COMMITTEE _____ DATE _____  NOTE: LOCATION OF UNDERGROUND STRUCTURES AS SHOWN ARE BASED ON THE BEST INFORMATION AVAILABLE BUT NO GUARANTEE IS GIVEN THAT ALL EXISTING UTILITIES ARE SHOWN OR THAT THE GIVEN LOCATIONS ARE EXACT. CONFIRMATION OF EXISTENCE AND EXACT LOCATION OF ALL SERVICES MUST BE OBTAINED FROM THE INDIVIDUAL UTILITIES BEFORE PROCEEDING WITH CONSTRUCTION.	B.M. ELEV.  CONSTRUCTION COMPLETION DATE: YYYY MM DD	ENGINEER'S SEAL  ORIGINAL SIGNED BY S.R.J. COURNOYER 14-01-08		 <b>THE CITY OF WINNIPEG</b> WATER AND WASTE DEPARTMENT ENGINEERING DIVISION  2013 SEWER RENEWALS BY CIPP LINING <b>MOUNTAIN AVENUE</b> MH AT CAIRNSMORE STREET TO MH AT SINCLAIR STREET	SHEET 34 OF 46  CITY DRAWING NUMBER 10654						
	<table border="1"> <tr> <th>NO.</th> <th>REVISIONS</th> <th>DATE</th> <th>BY</th> </tr> <tr> <td>1</td> <td>REVISED PIPE SIZES</td> <td>2014/01/08</td> <td>RS</td> </tr> </table>	NO.	REVISIONS		DATE	BY	1	REVISED PIPE SIZES	2014/01/08	RS	DESIGNED BY <b>SC</b> CHECKED BY <b>SC</b>  DRAWN BY <b>RS</b> APPROVED BY <b>KZ</b>  SCALE: HORIZONTAL <b>1:750</b> VERTICAL _____ RELEASED FOR CONSTRUCTION _____
NO.	REVISIONS	DATE	BY								
1	REVISED PIPE SIZES	2014/01/08	RS								