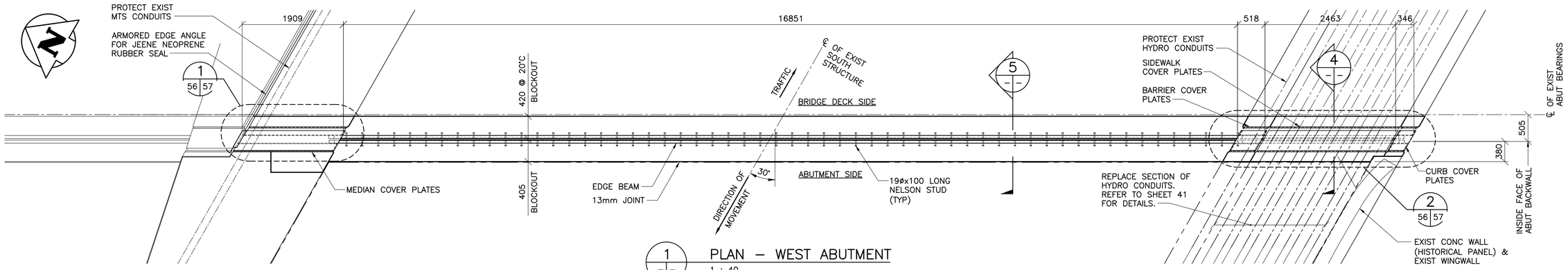

1 PLAN – WEST ABUTMENT

1 : 40
– EXPANSION JOINT SHOWN AT +20°C

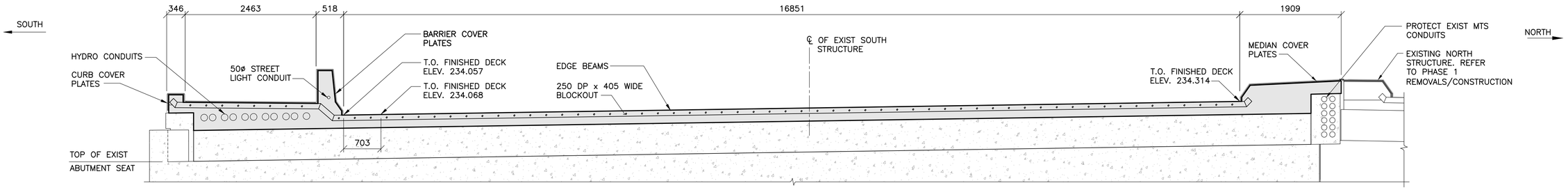

2 ELEVATION – ABUTMENT SIDE

1 : 40

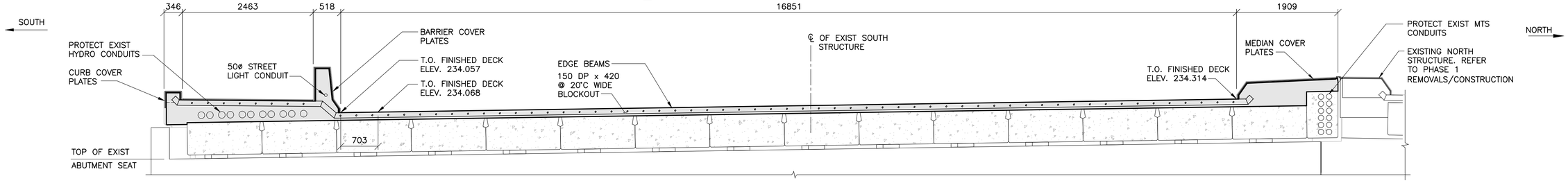

3 ELEVATION – DECK SIDE

1 : 40

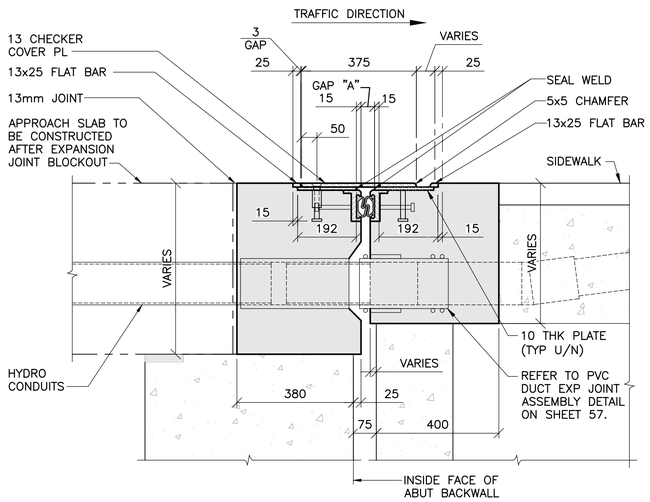

4 SECTION

1 : 10

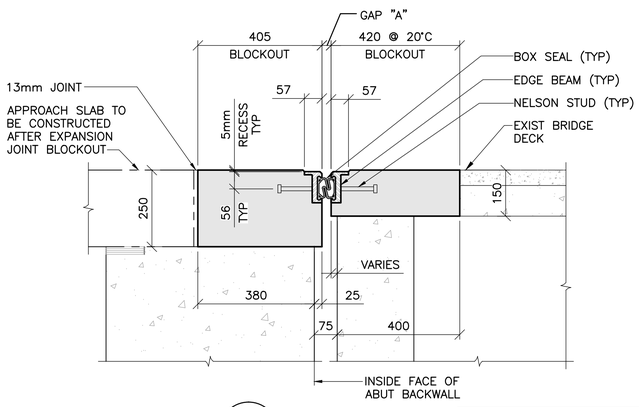

5 SECTION

1 : 10

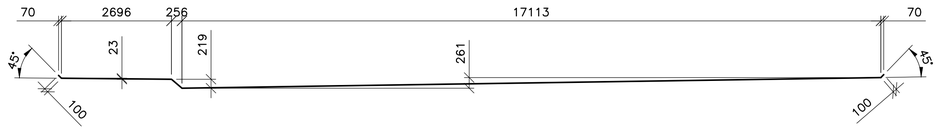

6 PROFILE DETAIL – EDGE BEAMS

1 : 75

TEMPERATURE WIDTH ADJUSTMENT TABLE							
TEMP.	25°C	20°C	15°C	10°C	5°C	0°C	–5°C
"A"	27	30	33	36	39	42	45

FOR WEST ABUTMENT

NOTES:

1. T.O. FINISHED DECK ELEVATIONS GIVEN ARE BASED ON RECORD DRAWINGS. T.O. FINISHED DECK TO MATCH EXISTING ROAD CROSSFALL AND VERTICAL PROFILE. CONTRACTOR TO FIELD VERIFY EXISTING SITE ELEVATIONS AND PROVIDE ELEVATIONS ALONG INSIDE FACE OF BACKWALL TO CONSULTANT PRIOR TO EXPANSION JOINT FABRICATION.
2. REFER TO SHEET 30 FOR EXPANSION JOINT GENERAL NOTES AND DESIGN DATA.

APEGM
Certificate of Authorization
TETRA TECH WEI Inc.
No. 5313 Date: April 30, 2014

NO.	REVISIONS	DATE	BY
0	ISSUED FOR TENDER	13.12.09	V.B.

B.M. ELEV. F.B.

TETRA TECH

DESIGNED BY K.Y. CHECKED BY V.B.
DRAWN BY E.V. APPROVED BY E.F.S.
HOR. SCALE: AS NOTED
VERTICAL:
DATE 13.07.18
RELEASED FOR CONSTRUCTION DATE
ORIGINAL SIGNED 13.12.09
D. BURMEY, P.ENG. BRIDGE PROJECTS ENGINEER

ORIGINAL SIGNED 13.12.09 V. BANTHIA Member 23477

CONSULTANT DRAWING NO. 1300070700-DWG-S0056

Winnipeg

THE CITY OF WINNIPEG
PUBLIC WORKS DEPARTMENT
ENGINEERING DIVISION

PORTAGE AVENUE TWIN BRIDGES
OVER STURGEON CREEK
REHABILITATION AND RELATED WORKS

PHASE 2 CONSTRUCTION
WEST ABUTMENT EXPANSION JOINT
PLAN, ELEVATION AND PROFILE

CITY DRAWING NUMBER B178-14-056
SHEET 56 OF 70
56