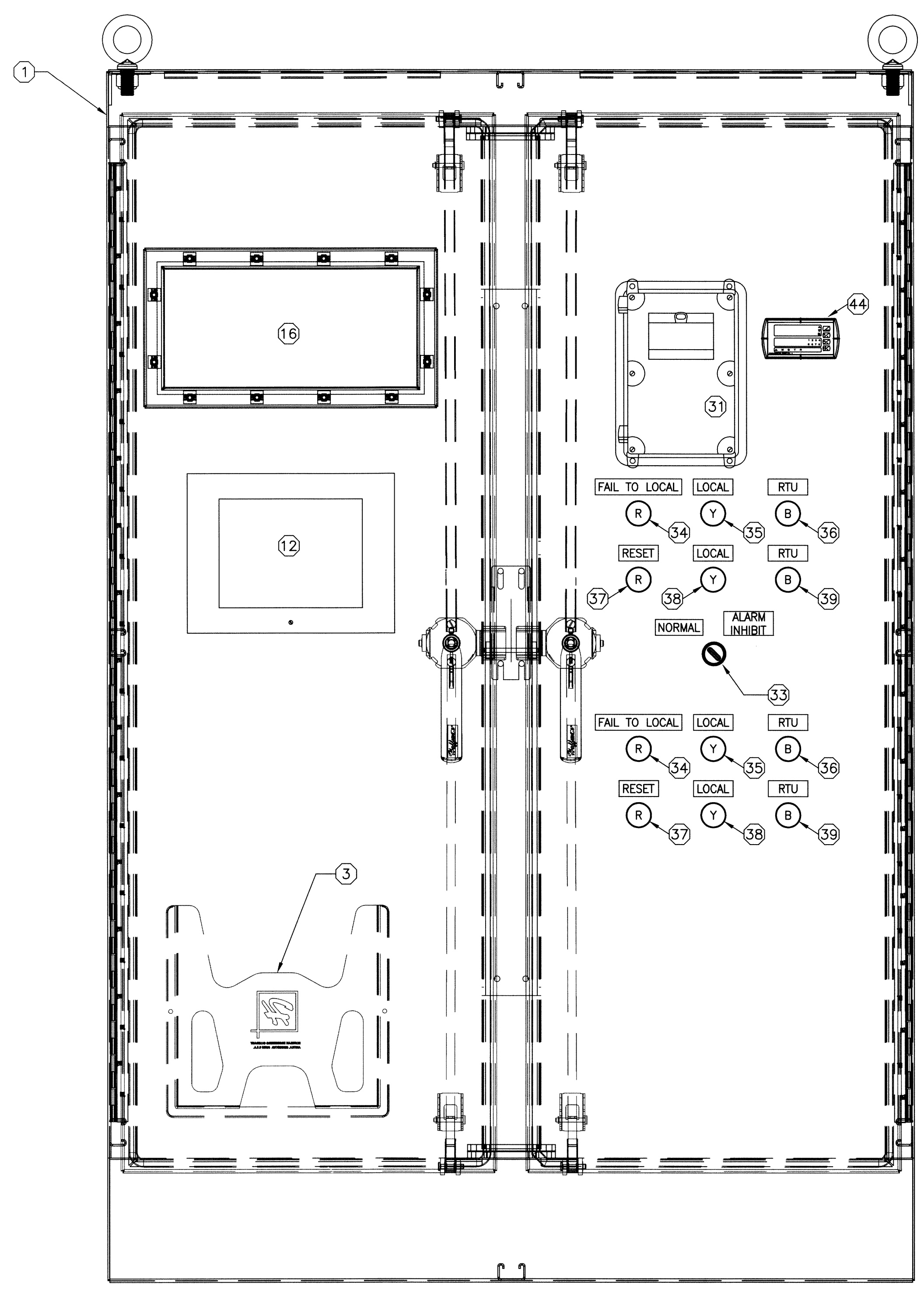
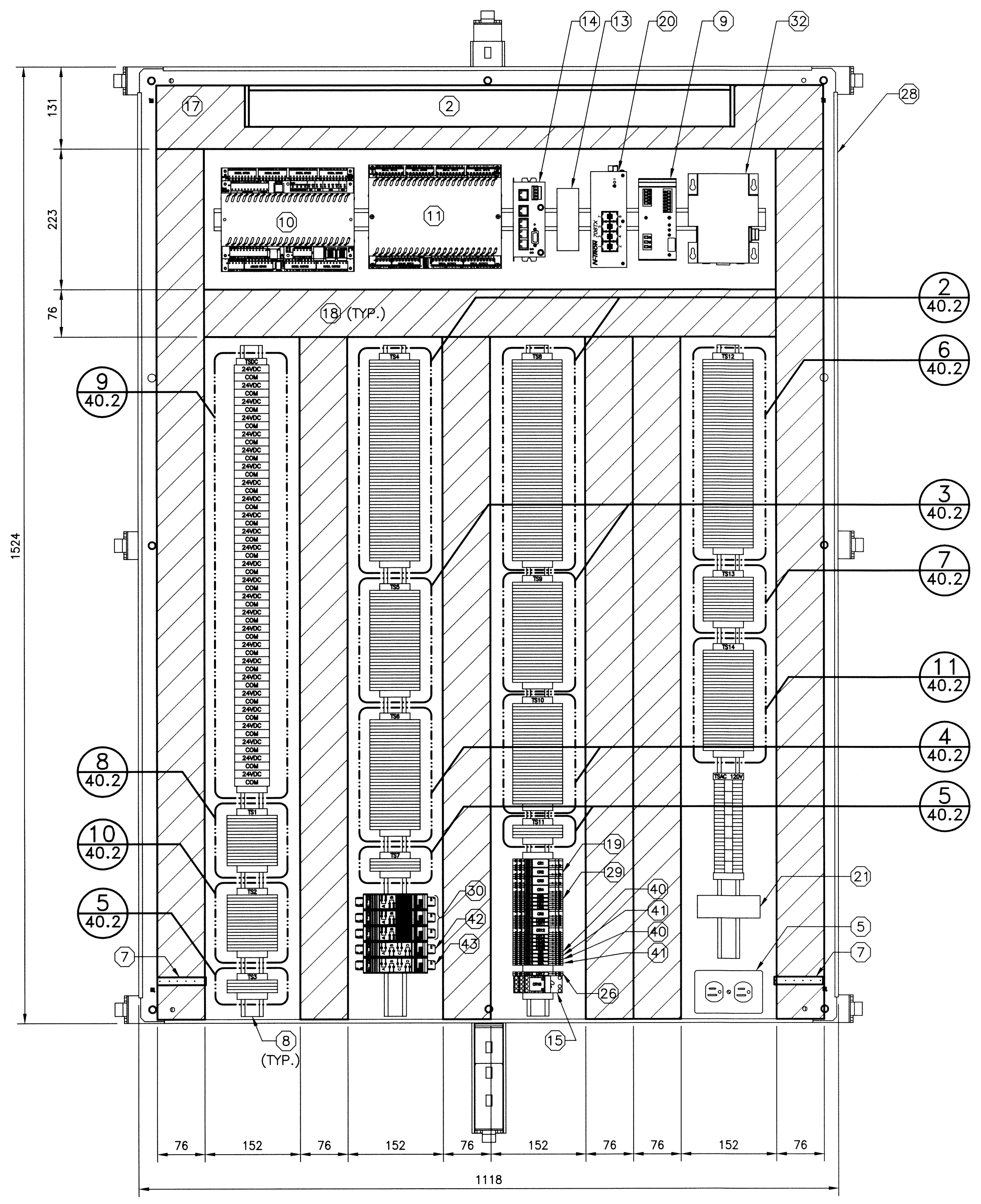



File Name: P:\Projects\2013\13-0107-026-D-E40.1-40.2.dwg - Tab: D-E40.1 Plotted By: DDeroche 12/15/2014 [Mon 1:00pm]



- NOTES:**
1. PROVIDE MOUNTING RAIL TO MAXIMUM AVAILABLE LENGTH.
 2. REMOVE PORTIONS OF WIRE DUCT SIDEWALL TO ALLOW ENTRY OF FIELD CABLES FROM PANEL SIDES.



NO.	REVISIONS	DATE	BY
0	ISSUED FOR CONSTRUCTION	14/12/15	AP

DESIGNED BY	DDW	CHECKED BY	<i>[Signature]</i>
DRAWN BY	GCN	APPROVED BY	<i>[Signature]</i>
HOR. SCALE	N.T.S.	RELEASED FOR CONSTRUCTION	
VERTICAL	N.T.S.		
DATE	2014 04 04	DATE	

ENGINEER'S SEAL

D-E40.1

THE CITY OF WINNIPEG
WATER AND WASTE DEPARTMENT

FLOOD PUMPING STATION UPGRADES
DUMOULIN STATION
ELECTRICAL
RTU PANEL ENCLOSURE
LAYOUT AND DETAILS

SHEET 1 OF 2
CITY DRAWING NUMBER
1-0139F-E0005-001