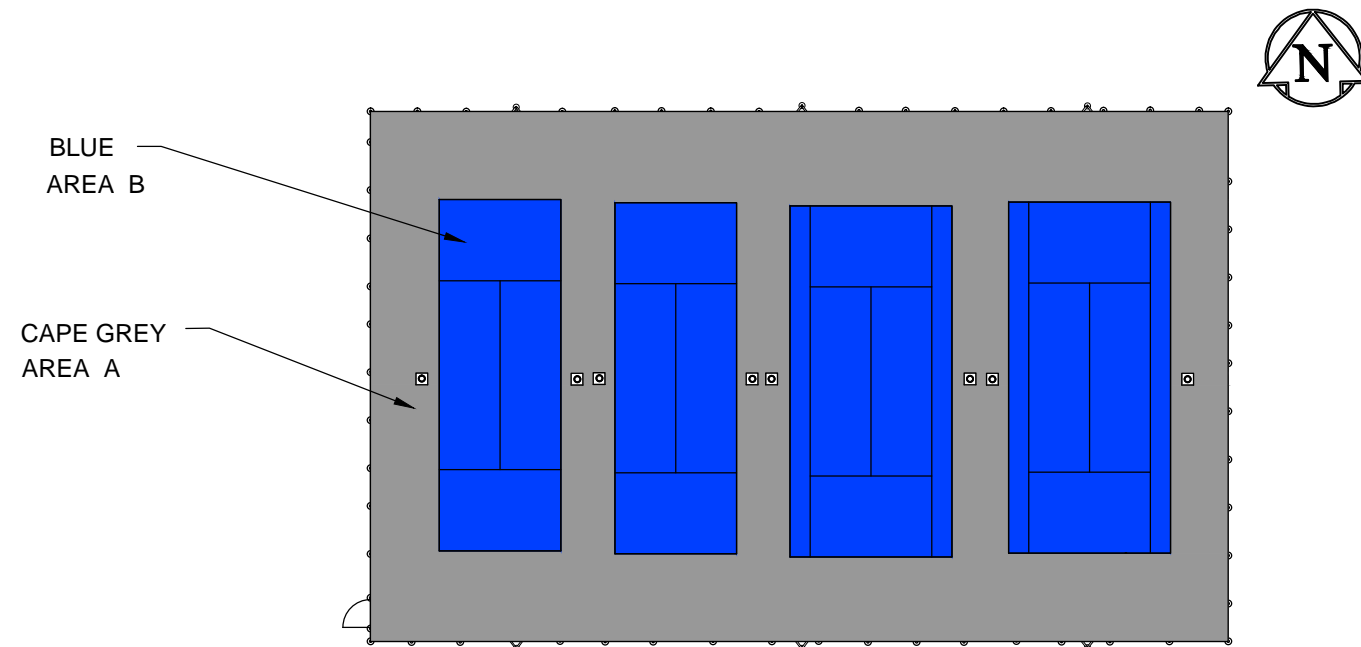


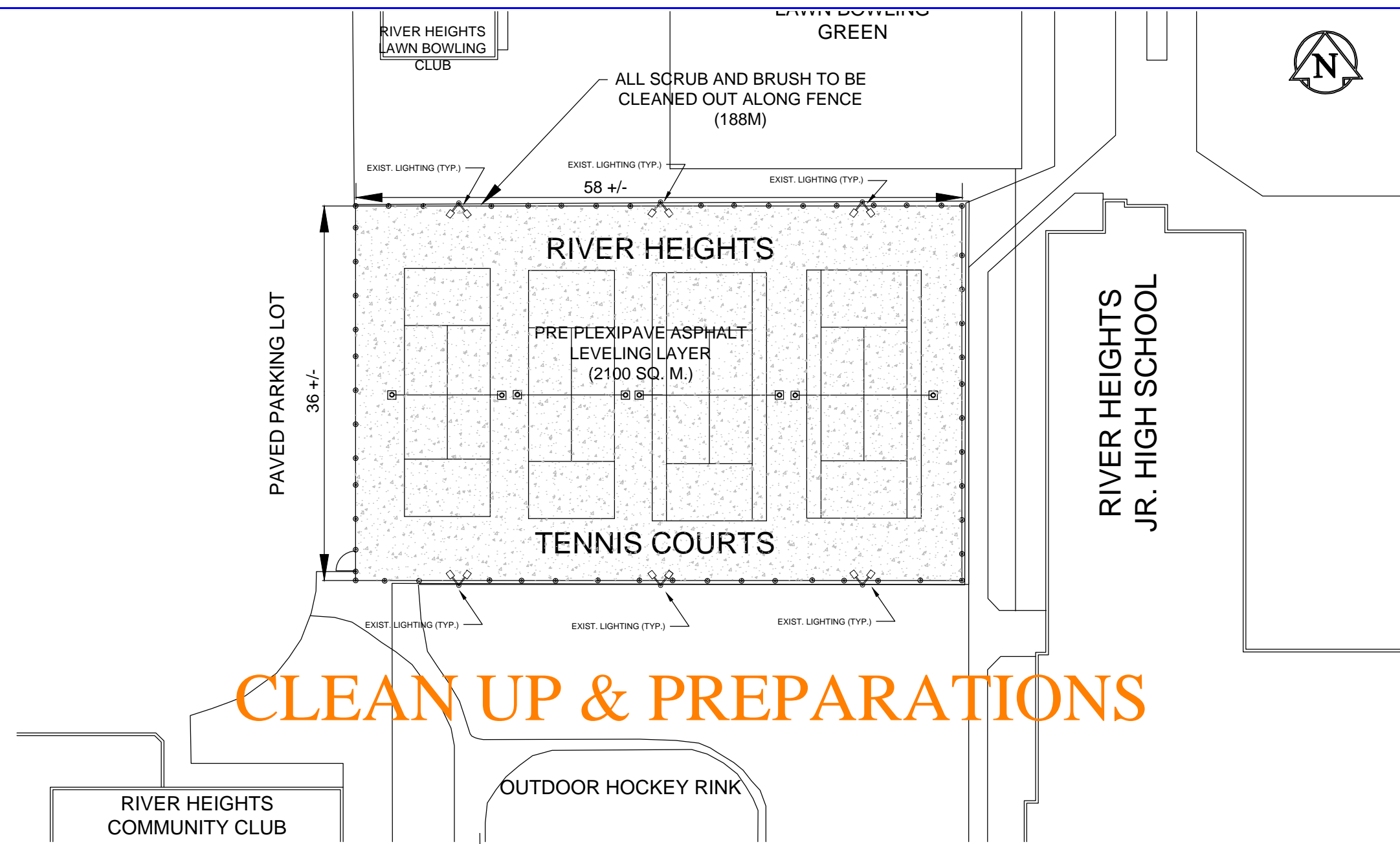


DETAIL A

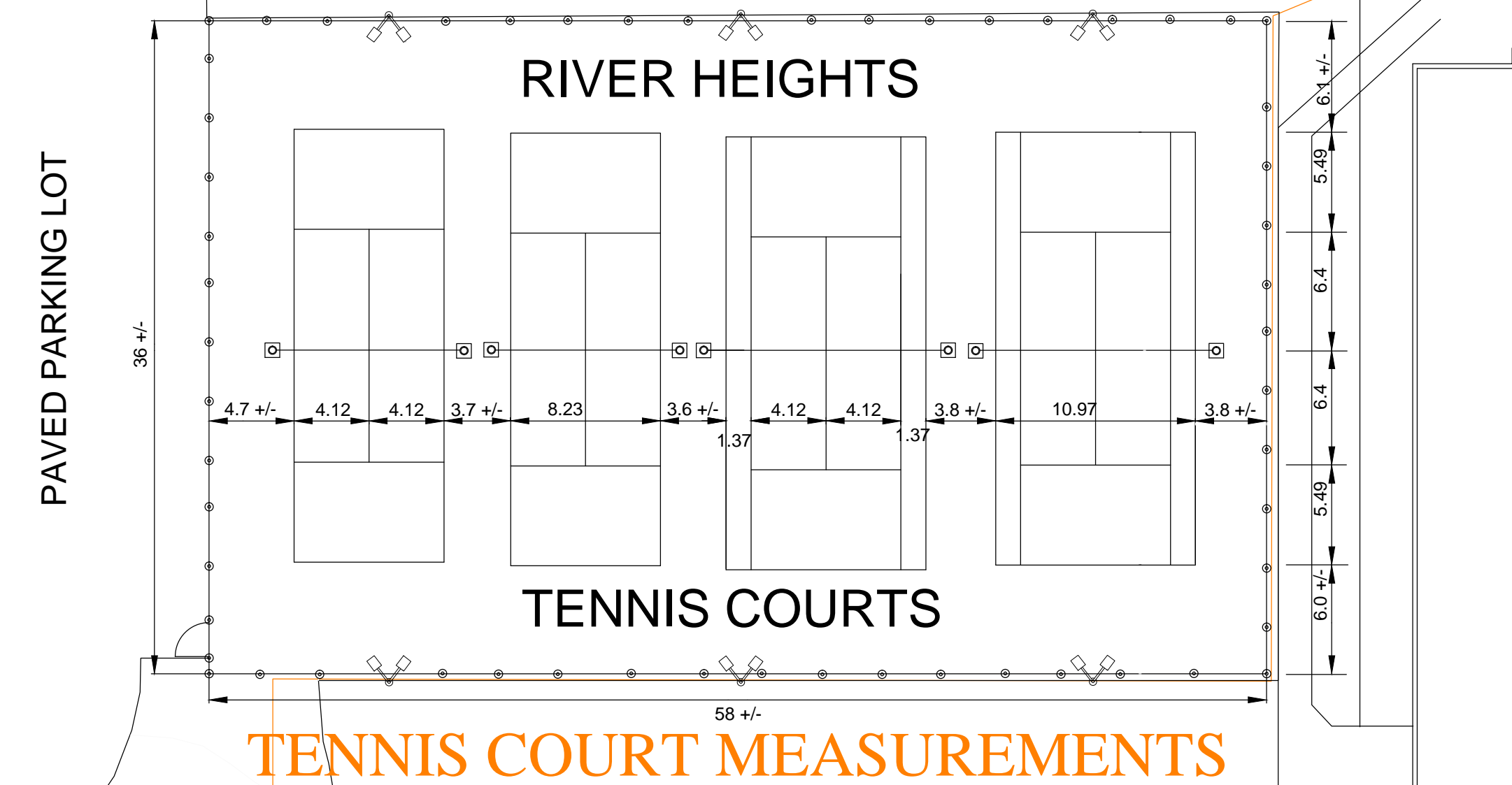
PLEXIPAVE SURFACING AND LINES



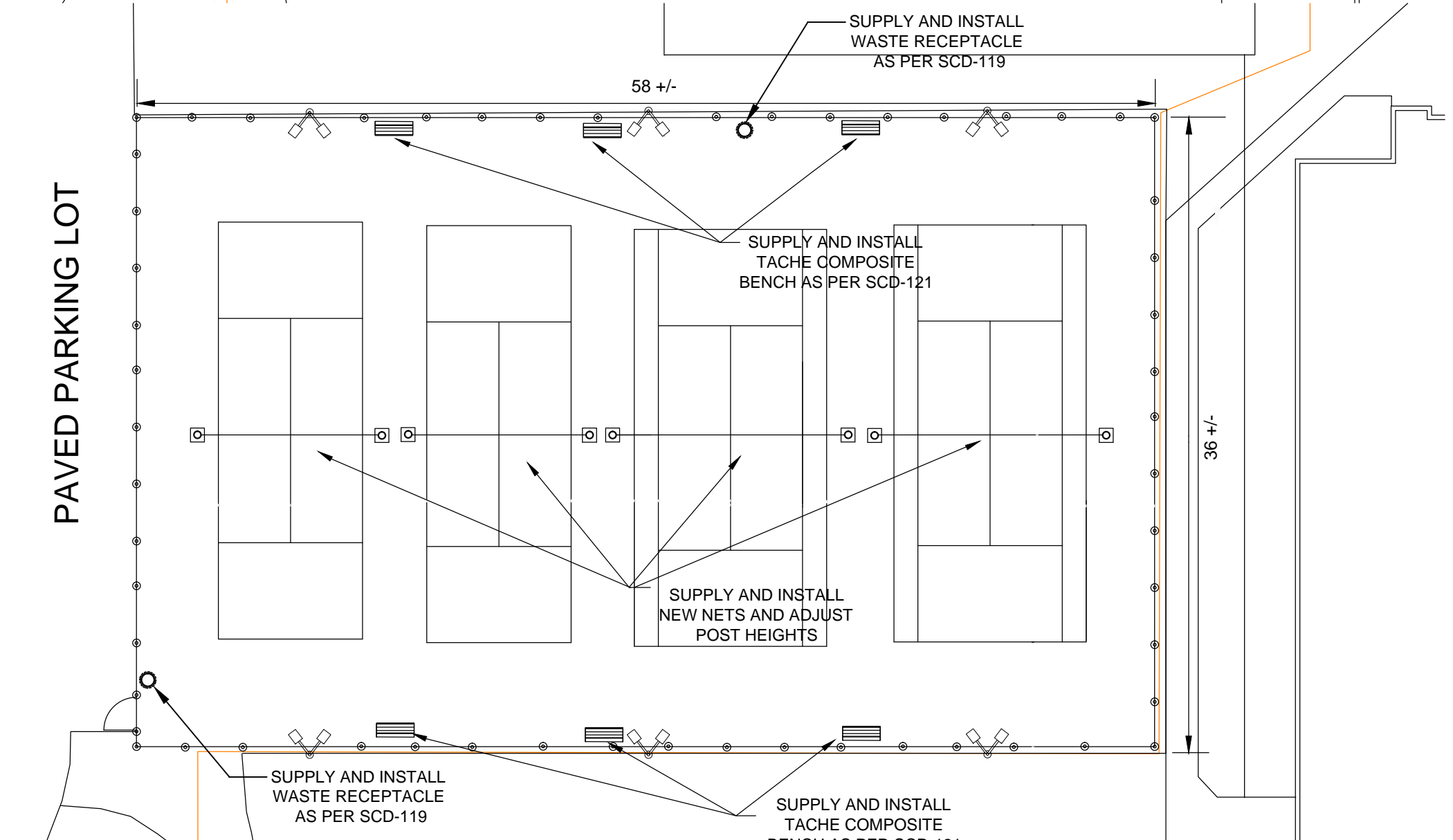
N.T.S.



CLEAN UP & PREPARATIONS



TENNIS COURT MEASUREMENTS



BENCHES, NETS & NET POST ADJUSTMENTS

- GENERAL
- THE CONTRACTOR SHALL ADHERE TO THE CITY OF WINNIPEG STANDARD CONSTRUCTION SPECIFICATIONS:
    - CW 3410-R7 ASPHALTIC CONCRETE PAVEMENT WORKS
  - THE CONTRACTOR SHALL PROVIDE ALL MATERIALS, LABOUR AND EQUIPMENT NECESSARY FOR EXCAVATION, REMOVAL, INSTALLATION AND RESTORATION OF THE JOB.
  - EXAMINE ALL PLANS AND SPECIFICATIONS PERTAINING TO THIS JOB. NOTIFY THE CONTRACT ADMINISTRATOR OF ERRORS OR OMISSIONS BEFORE COMMENCING THIS JOB.
  - THE CONTRACTOR SHALL OBTAIN ALL NECESSARY PERMITS, PAY ALL NECESSARY FEES AND GIVE ALL NECESSARY NOTICES.
  - ALL WORK COMPLETED SHALL BE ACCOMPLISHED IN A FIRST CLASS & WORKMAN LIKE STYLE
  - ACCESS TO THE SITE WILL BE DETERMINED AT A PRE-CONSTRUCTION MEETING. THE ACCESS SHALL BE MAINTAINED AND RESTORED BY THE CONTRACTOR AT HIS OWN EXPENSE AND APPROVED BY THE CONTRACT ADMINISTRATOR.
- DELIVERABLES
- THE CONTRACTOR SHALL MAINTAIN ONE SET OF PLANS AT JOB SITE WHICH HE SHALL CLEARLY NOTE ALL CHANGES OR DEVIATIONS FROM THE CONTRACT DOCUMENT AS THE JOB PROGRESSES
  - PLEXIPAVE SURFACING AND COLOUR LINE PAINTING SHALL BE APPLIED IN ADHERENCE TO MANUFACTURERS DIRECTIONS AND SPECIFICATIONS.
- LAYOUT
- THE CONTRACTOR SHALL LAYOUT ALL WORK, ESTABLISHING ALL LINES, LEVELS AND CENTRES AND SHALL ASSUME RESPONSIBILITY FOR ANY ERRORS RESULTING FROM FAILURE TO USE ADEQUATE CAUTION.

METRIC

WHOLE NUMBERS INDICATE MILLIMETRES  
DECIMALIZED NUMBERS INDICATE METRES

WARNING

IF POWER EQUIPMENT OR EXPLOSIVES ARE TO BE USED FOR EXCAVATION ON THIS PROJECT THE CONTRACTOR MUST:  
 1) NOTIFY THE GAS COMPANY OF THE PROPOSED LOCATION OF EXCAVATION.  
 2) TAKE PRECAUTION TO AVOID DAMAGE TO GAS COMPANY INSTALLATIONS.  
 SEE PROVINCIAL REGULATION 210/72 FOR DETAILS

200 WM	WATERMAIN	200 WM	SL, HYDRO	150 WM	WATERMAIN	150 WM
⊕	HYDRANT	⊕	MTS	⊕	HYDRANT	⊕
⊗	VALVE	⊗	TRAFFIC SIGNALS	⊗	VALVE	⊗
525 LDS	LAND DRAINAGE SEWER	525 LDS	GAS	300 LDS	LAND DRAINAGE SEWER	300 LDS
375 WWS	WASTEWATER SEWER	375 WWS	50 GAS	250 WWS	WASTEWATER SEWER	250 WWS
○	MANHOLE	○	BASE, POLE & LUMINAIRE	—X—	TOP OF ASPHALT	00.000
□	CATCH BASIN	□	BURIED LIGHT CABLE	—●—	TOP OF LIMESTONE BASE	00.000
▽	CURB INLET	▽	TREE			
◁	REDUCER	◁				
⊕	COUPLER	⊕				
⊕	ANODE	⊕				
EXISTING	LEGEND-PLAN	PROPOSED	EXISTING	LEGEND-PLAN	PROPOSED	EXISTING
				LEGEND-PROFILE	PROPOSED	

LOCATION APPROVED  
UNDERGROUND STRUCTURES

SUPV. U/G STRUCTURES COMMITTEE

NOTE:  
LOCATION OF UNDERGROUND STRUCTURES AS SHOWN ARE BASED ON THE BEST INFORMATION AVAILABLE BUT NO GUARANTEE IS GIVEN THAT ALL EXISTING UTILITIES ARE SHOWN OR THAT THE GIVEN LOCATIONS ARE EXACT. CONFIRMATION OF EXISTENCE AND EXACT LOCATION OF ALL SERVICES MUST BE OBTAINED FROM THE INDIVIDUAL UTILITIES BEFORE PROCEEDING WITH CONSTRUCTION.

CITY OF WINNIPEG  
URBAN DESIGN  
PARKS AND PUBLIC SPACES

DESIGNED BY: TB  
CHECKED BY: RZ..

DRAWN BY: TB  
APPROVED BY: RZ..

HOR. SCALE: NTS  
VERTICAL: NTS

RELEASED FOR CONSTRUCTION: Feb 4/2014

LANDSCAPE ARCHITECTS' ENGINEER'S SEAL

159-2014  
FILENAME: ALEX BRIDGE PK AND RIVER HTS C.C. TENNIS COURTS RESURFACING

THE CITY OF WINNIPEG  
Planning, Property and Development Depart.  
Urban Design  
Parks and Public Spaces  
Unit 15-30 Fort Street

RIVER HEIGHTS TENNIS COURTS RESURFACING

1370 GROSVENOR AVE.

SHEET 1 OF 1  
CITY DRAWING NUMBER  
R.16-J