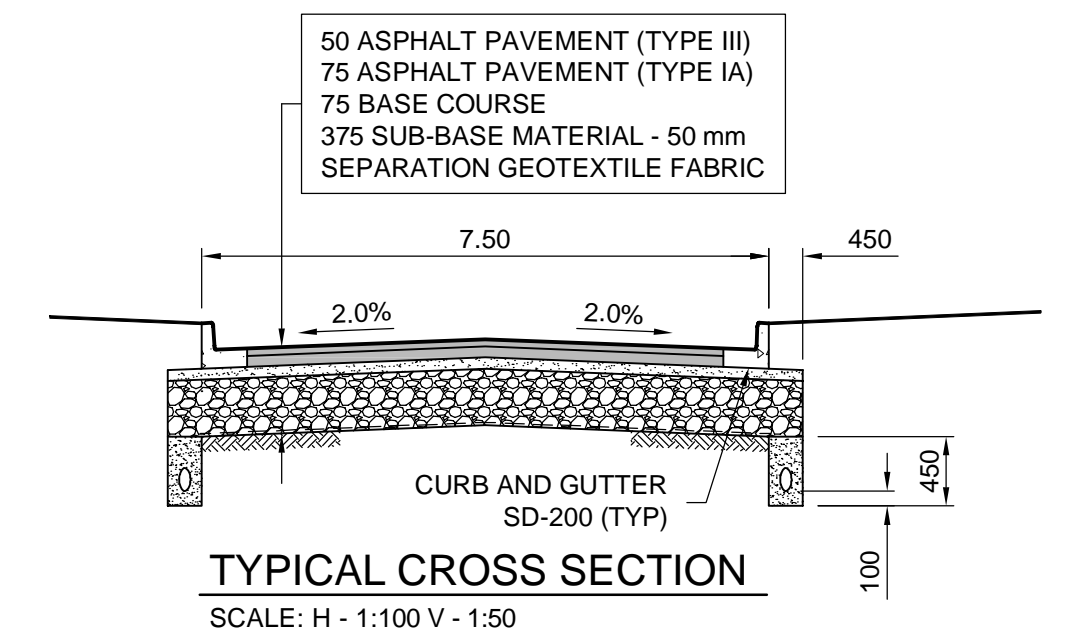
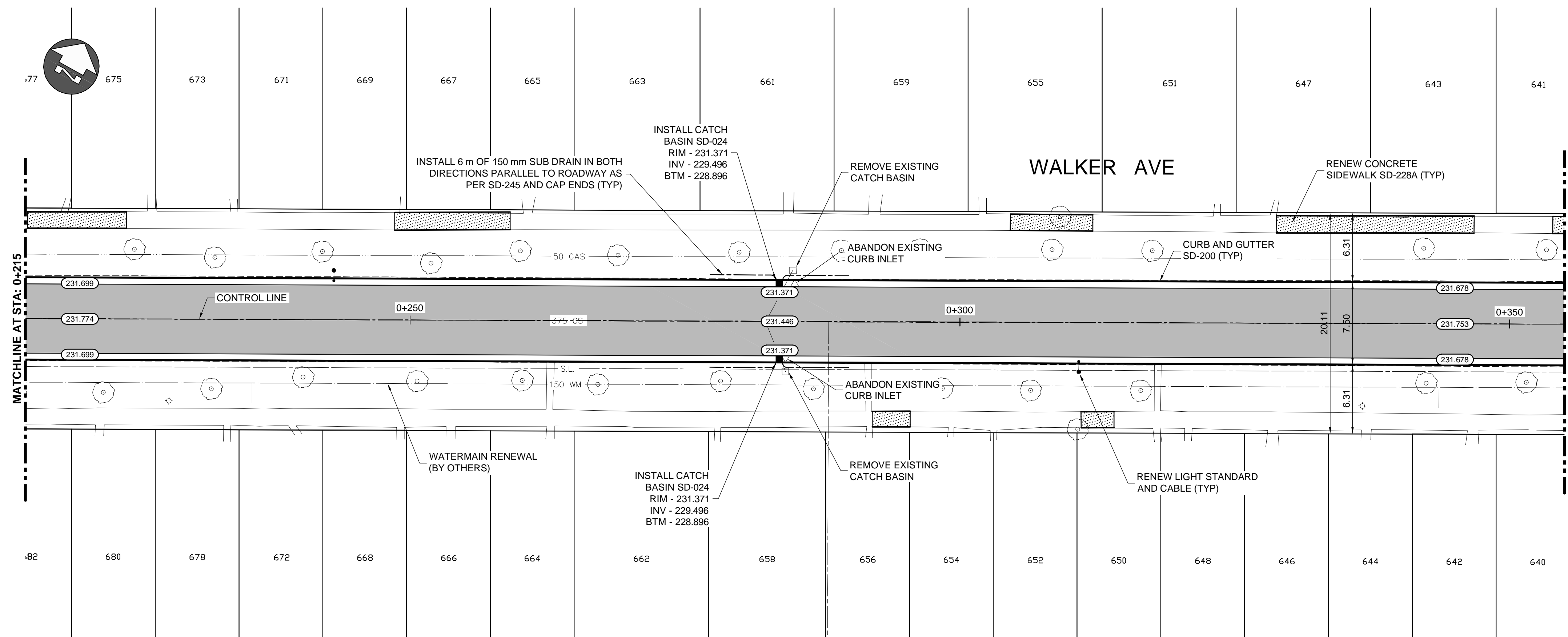
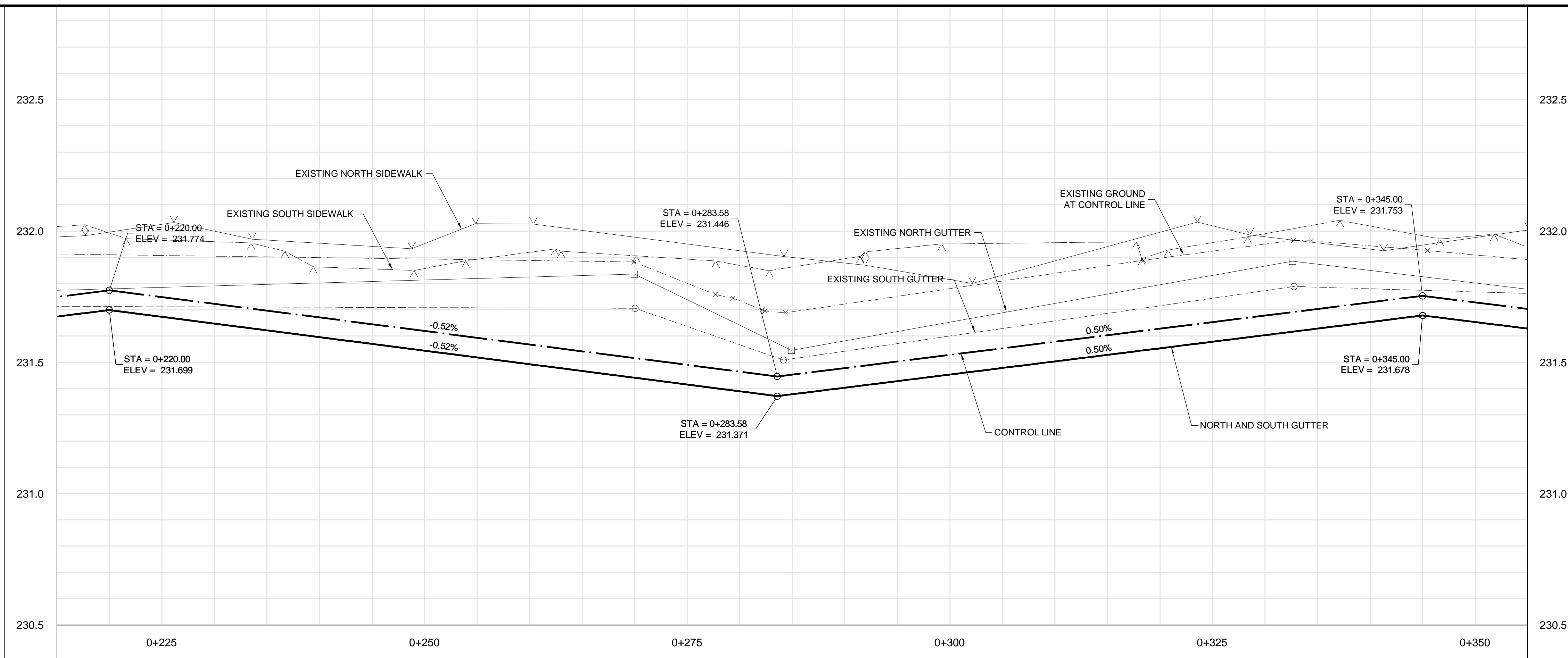


CONSTRUCTION NOTES:

1. ALL DIMENSIONS ARE TO BACK OF CURB.
2. ISOLATE MISCELLANEOUS ITEMS IN NEW CONCRETE WORKS AS PER SD-228C.
3. LEGAL PLAN AND UNDERGROUND INFORMATION FROM CITY OF WINNIPEG LBIS. CONTRACTOR TO VERIFY ALL UNDERGROUNDS IN THE FIELD.
4. CONTRACTOR TO TAKE PRECAUTIONARY STEPS TO AVOID DAMAGE FROM CONSTRUCTION ACTIVITIES TO TREES WITHIN THE LIMITS OF CONSTRUCTION.
5. LOCATION OF EXISTING SERVICES TO BE CONFIRMED IN THE FIELD BY THE CONTRACTOR.
6. CB LEADS TO BE INSTALLED AT MIN. 1.0% SLOPE OR AS DIRECTED BY CONTRACT ADMINISTRATOR.
7. LIMITS OF SIDEWALK RENEWAL TO BE FINALIZED IN THE FIELD BY THE CONTRACT ADMINISTRATOR.
8. LIMITS OF BOULEVARD GRADING TO BE FINALIZED IN THE FIELD BY THE CONTRACT ADMINISTRATOR.



TYPICAL CROSS SECTION
SCALE: H - 1:100 V - 1:50

METRIC

WHOLE NUMBERS INDICATE MILLIMETRES
DECIMALIZED NUMBERS INDICATE METRES

WARNING

IF POWER EQUIPMENT OR EXPLOSIVES ARE TO BE USED FOR EXCAVATION ON THIS PROJECT THE CONTRACTOR MUST:

1. NOTIFY THE GAS COMPANY OF THE PROPOSED LOCATION OF EXCAVATION.
2. TAKE PRECAUTION TO AVOID DAMAGE TO GAS COMPANY INSTALLATIONS SEE PROVINCIAL REGULATION 210/72 FOR DETAILS.
3. OBTAIN EXCAVATION PERMITS PRIOR TO CONSTRUCTION.



Certificate of Authorization
Dillon Consulting Limited (MB)
No. 1789 Date: 04/22/2014

G:\CAD\138775\Contract\Plan-Profile-Walker.dwg

EXISTING	LEGEND-PLAN	PROPOSED	EXISTING	LEGEND-PLAN	PROPOSED	EXISTING	LEGEND-PROFILE	PROPOSED
150 WM	WATERMAIN	150 WM	HYDRO	HYDRO	HYDRO	150 WM	WATERMAIN	150 WM
300 LDS	LAND DRAINAGE SEWER	300 LDS	MTS	M.T.S.	MTS	300 LDS	LAND DRAINAGE SEWER	300 LDS
250 WWS	WASTE WATER SEWER	250 WWS	CONCRETE	CONCRETE	CONCRETE	250 WWS	WASTE WATER SEWER	250 WWS
MANHOLE	MANHOLE	MANHOLE	ASPHALT	ASPHALT	ASPHALT	MANHOLE	MANHOLE	MANHOLE
CATCH BASIN	CATCH BASIN	CATCH BASIN	PLANING	PLANING	PLANING	CATCH BASIN	CATCH BASIN	CATCH BASIN
CURB INLET	CURB INLET	CURB INLET	SIDEWALK	SIDEWALK	SIDEWALK	CURB INLET	CURB INLET	CURB INLET
JUNCTIONS	JUNCTIONS	JUNCTIONS	PAVING STONES	PAVING STONES	PAVING STONES	JUNCTIONS	JUNCTIONS	JUNCTIONS
CULVERT	CULVERT	CULVERT	PARTIAL DEPTH REPAIR	PARTIAL DEPTH REPAIR	PARTIAL DEPTH REPAIR	CULVERT	CULVERT	CULVERT
100 GAS	GAS	100 GAS	PROPERTY LINE	PROPERTY LINE	PROPERTY LINE	100 GAS	GAS	100 GAS

UNDERGROUND STRUCTURES	B.M. ELEV.
SUPV. U/G STRUCTURES	DATE
2	ISSUED FOR TENDER 04/22/14 TJP
1	ISSUED FOR REVIEW 04/04/14 TJP
NO.	REVISIONS DATE BY

DESIGNED BY	DRAWN BY	CHECKED BY	APPROVED BY	HOR. SCALE	VERTICAL	RELEASED FOR CONSTRUCTION
AMC	TJH	ORIGINAL SIGNED BY TARAN J. PETERS	ORIGINAL SIGNED BY DAVID B. WIEBE	1:250	1:10	DATE
DATE	DATE	DATE	DATE	DATE	DATE	DATE

ENGINEER'S SEAL
PROVINCE OF MANITOBA REGISTERED PROFESSIONAL ENGINEER T.J. PETERS 04/22/2014 Member 22309

DILLON CONSULTING

CONSULTANT PROJECT NUMBER
13-8775

THE CITY OF WINNIPEG PUBLIC WORKS DEPARTMENT

2014 RESIDENTIAL STREET RENEWAL PROGRAM

PLAN-PROFILE - WALKER AVENUE - STA. 0+215 TO 0+375

CITY DRAWING NUMBER SHEET 10 OF 14 CONSULTANT DRAWING NUMBER