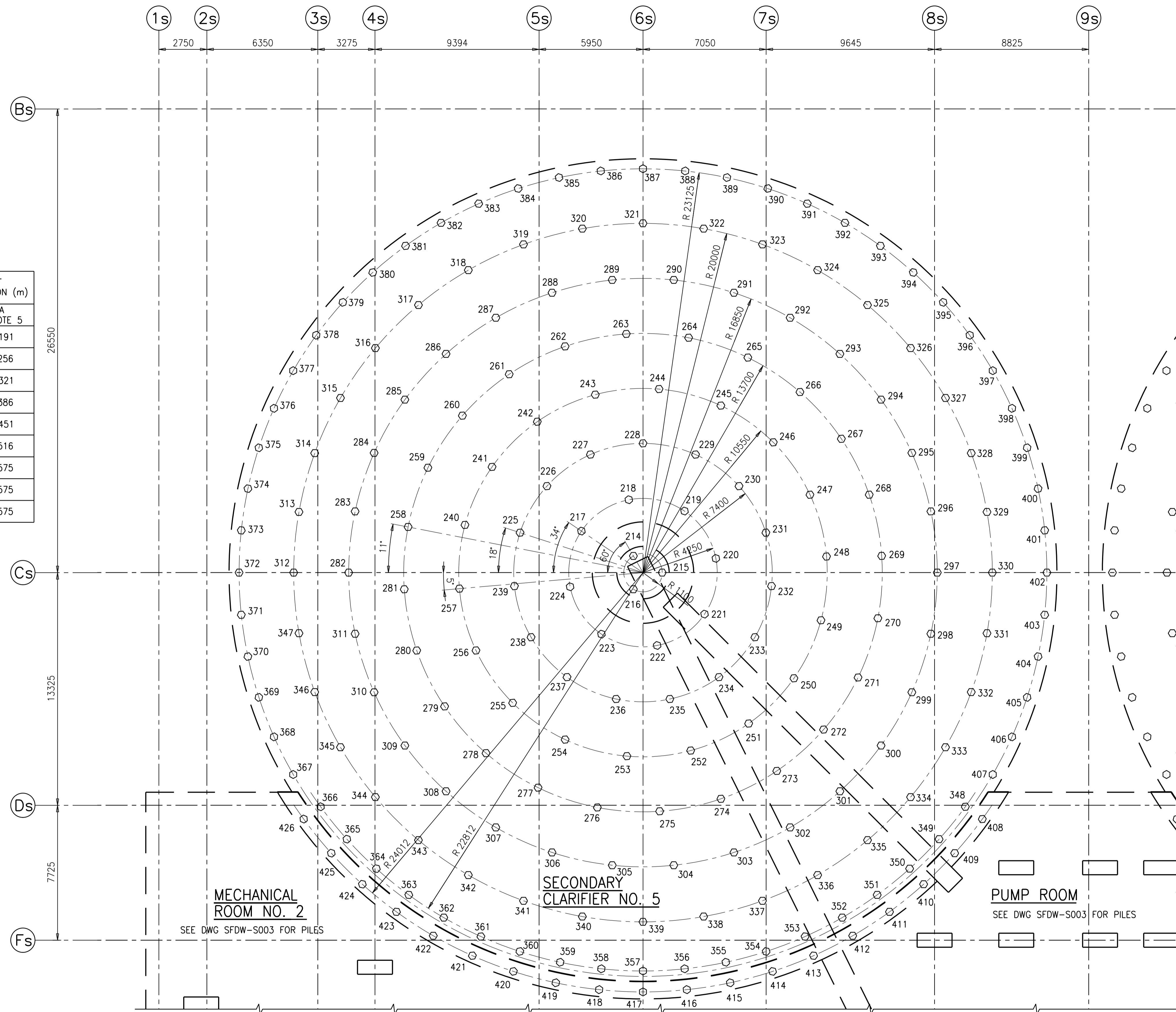


PILE CIRCLE	RADIUS (mm)	NUMBER OF PILES	CUT OFF ELEVATION (m)
1	1100	3	N/A SEE NOTE 5
2	4250	8	225.191
3	7400	15	225.256
4	10550	18	225.321
5	13700	24	225.386
6	16850	30	225.451
7	20000	36	225.516
8	22812	19	225.575
9	23125	41	225.575
10	24012	19	225.575

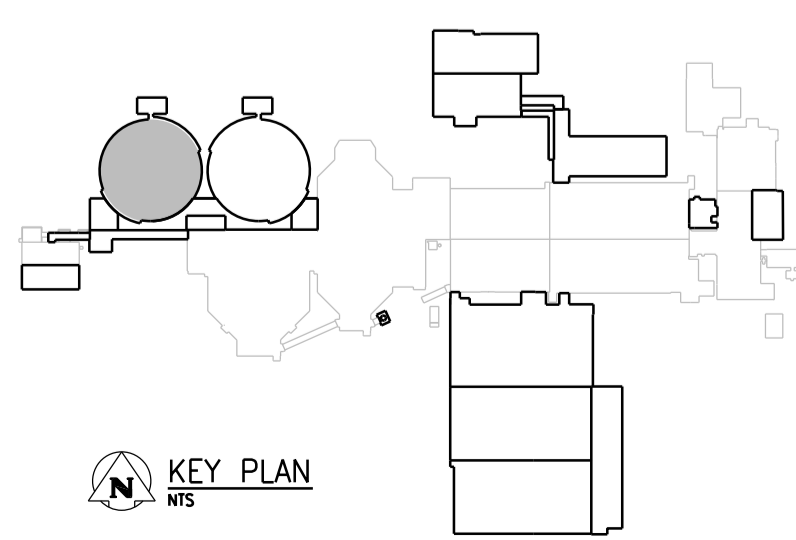


SECONDARY CLARIFIER NO. 4

MECHANICAL ROOM NO. 2  
SEE DWG SFDW-S003 FOR PILES

SECONDARY CLARIFIER NO. 5

PUMP ROOM  
SEE DWG SFDW-S003 FOR PILES




- NOTES:**
- REFER TO DWG 1-0102-SGAD-A001 FOR GENERAL NOTES.
  - REFER TO DWG 1-0102-SGAD-A002 FOR OVERALL SITE PLAN AND SEQUENCING.
  - PILE DIAMETER (D) = 400mm
  - ESTIMATED PILE REFUSAL EL 213.000
  - DO NOT CUT OFF PILES IN PILE CIRCLE 1. TOP OF PILE ELEVATION AFTER DRIVING EL 225.100 MIN.

**PILING PLAN**  
1:125



NO.	REVISIONS	DATE	DESIGN	CHECK
00	ISSUED FOR TENDER	06/2014	G.O.	B.W.

<b>CH2MHILL</b>		ENGINEER'S SEAL	
SNC-LAVALIN		KCS GROUP	
DESIGNED BY: E. LUI	CHECKED BY: B. WILLIAMSON		
DRAWN BY: G. OMORI	APPROVED BY: E. LUI		
SCALE: 1:125	ISSUED FOR CONSTRUCTION BY:		
DATE: 2014/06/27	DATE:		
CONSULTANT NO.: 474248			



**THE CITY OF WINNIPEG**  
Winnipeg WATER AND WASTE DEPARTMENT

SOUTH END WATER POLLUTION CONTROL CENTRE  
SEWPC UPGRADING/EXPANSION PROJECT

STRUCTURAL  
SECONDARY CLARIFIER NO. 5  
PILING PLAN

CITY DRAWING NUMBER: 1-0102-SFDW-S002 | SHEET: 001 | REV: 00 | SIZE: A1

DATE: JUNE 27, 2014