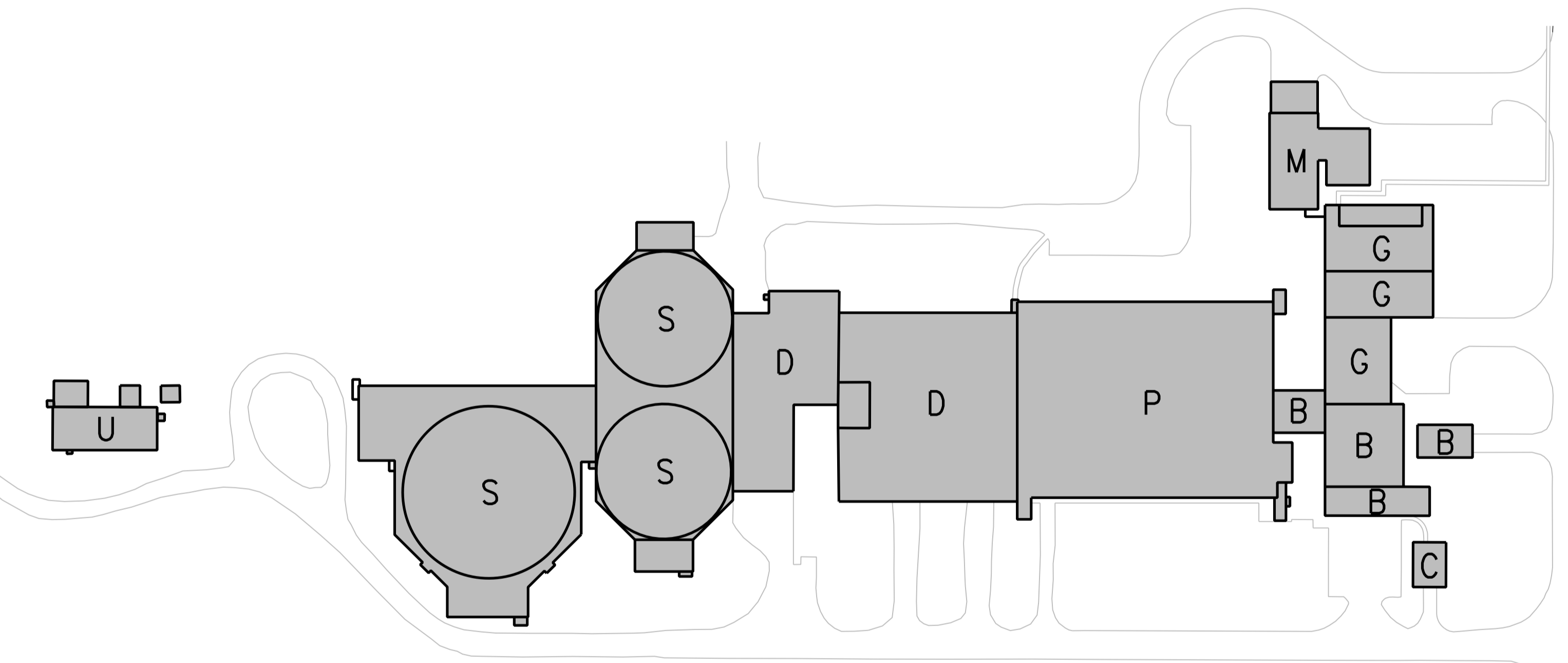
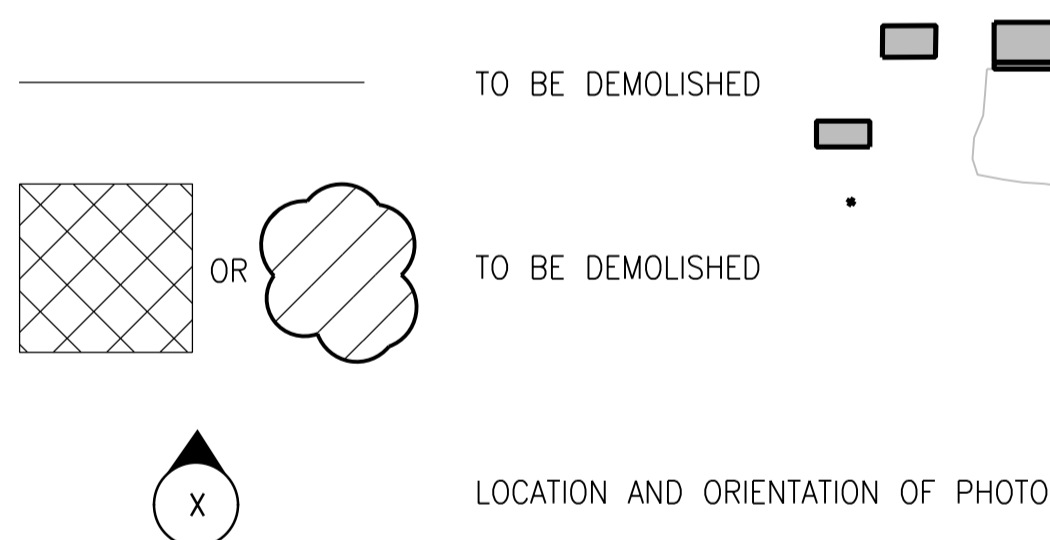


**DEMOLITION NOTES:**

1. THE INFORMATION CONTAINED ON DRAWINGS OF EXISTING FACILITIES IS BASED ON THE AVAILABLE RECORD DRAWINGS AND INFORMATION FROM PREVIOUS PLANT CONSTRUCTION. ACTUAL DETAILS OF CONSTRUCTION MAY NOT BE AS INDICATED ON THESE DRAWINGS. A NUMBER OF ALTERATIONS HAVE BEEN CARRIED OUT TO THE FACILITIES OVER THE YEARS. DETAILS OF WHICH ARE NOT AVAILABLE. THEREFORE THESE DRAWINGS ARE ONLY A GUIDE AND TO BE USED AS BEST AVAILABLE SUPPLEMENTARY INFORMATION. CONTRACTOR TO MAKE A SITE VISIT TO FAMILIARIZE WITH THE SCOPE OF WORK PRIOR TO SUBMITTING THE BID.
2. ELEVATIONS SHOWN ON RECORD DRAWINGS ARE BASED UPON THE DATUMS AND GEODETIC INFORMATION IDENTIFIED ON THOSE INDIVIDUAL DRAWINGS. THE ELEVATIONS PROVIDED ON RECORD DRAWINGS ARE BASED UPON THE BEST RECORD INFORMATION AVAILABLE BUT NO GUARANTEE IS GIVEN THAT ANY OR ALL ELEVATIONS SHOWN ON RECORD DRAWINGS ARE ACCURATE. CONFIRMATION OF THE EXACT ELEVATION OF ANY POINT IDENTIFIED ON RECORD DRAWINGS MUST BE CONFIRMED IN THE FIELD BY THE CONTRACTOR.
3. RECORD DRAWINGS OF THE EXISTING FACILITIES ARE AVAILABLE FOR REVIEW AT THE CITY'S ADMINISTRATION OFFICE. CONTRACTOR TO REFER TO THESE DRAWINGS FOR DETAILS AND EXTENT OF REMOVAL.
4. FOR SEQUENCE OF CONSTRUCTION REFER TO SPECIFICATION SECTION 01 52 10 CONSTRUCTION SEQUENCING.
5. DE ENERGIZE AND LOCKOUT ELECTRICAL, HYDRAULIC, PNEUMATIC, MECHANICAL AND AIR HANDLING ENERGY SOURCES.
6. DISCONNECT AND REMOVE ELECTRICAL EQUIPMENT AND WIRING BACK TO SOURCE FOR ALL EQUIPMENT TO BE DEMOLISHED.
7. DISCONNECT, CAP AND LOCK OUT PIPELINES CARRYING FLUIDS, GASES AND STEAM.
8. PURGE OR FLUSH VENTILATION DUCTS AND EQUIPMENT.
9. SECURE AREA AND POST SIGNS.
10. PROVIDE AND MAINTAIN TEMPORARY PARTITIONS TO KEEP DUST, DIRT AND FUMES OUT OF THE STRUCTURES TO REMAIN.
11. DEMOLITIONS MAY BE COMPLETE OR SELECTIVE AS INDICATED.
12. DEMOLITION INCLUDES BUT NOT LIMITED TO:
  - ARCHITECTURAL (CLADDING, MASONRY, WOOD AND PLASTICS, THERMAL AND MOISTURE PROTECTIONS, DOORS AND WINDOWS AND SPECIALTIES),
  - ELECTRICAL & INSTRUMENTATION (CABLES, SWITCHES, TRANSFORMERS, CONDUITS, MOTORS, LIGHTING, PANELS, INSTRUMENTS AND CONTROL PANELS (PLC, UPS, WORK STATION ETC)),
  - HVAC AND PLUMBING (AIR AND WATER HEATED UNITS, DUCTS AND FANS, DRAINS, PIPING, VALVES, AND APPURTENANCES),
  - MECHANICAL (PIPING, VALVES, PUMPS, CONVEYING SYSTEMS, EQUIPMENT AND APPURTENANCES),
  - STRUCTURAL (CONCRETE AND METALS).
13. CUT PIPING AT LIMITS OF DEMOLITION AND TERMINATE WITH A THREADED CAP. ALTERNATIVELY TERMINATE PIPING BEYOND THE LIMITS OF DEMOLITION AT A PIPE FLANGE AND PROVIDE BLIND FLANGE AS REQUIRED.
14. AT EXISTING WALL PENETRATION, CUT CONCRETE AROUND THE PIPING AND REMOVE PIPE. REPAIR CONCRETE OPENING AS PER DETAIL (0330-808) AND (0330-817) MAKE REPAIRS WATER TIGHT.
15. REMOVE ELECTRICAL WIRES, CABLES AND CONDUITS WITHIN THE LIMITS OF DEMOLITION. REMOVE WIRING TO ITS SOURCE. REMOVE AND REPAIR CONDUIT WALL PENETRATION IN A MANNER SIMILAR TO PIPING ABOVE.
16. EDGES OF DEMOLITION AREAS OF CONCRETE SURFACES THAT WILL BE IN VIEW AFTER THE REPAIR WORK OR COMPLETION OF THE NEW CONSTRUCTION SHALL BE SAW CUT COMPLETELY THROUGH WHERE NECESSARY OR SAW CUT 25mm DEEP AND CHIPPED OUT. SAW CUT SHALL BE NORMAL TO SURFACE. DO NOT OVER CUT AT CORNERS. CUT BACK REBAR EXPOSED AT SURFACE AND REPAIR AS SPECIFIED.
17. IT IS ASSUMED THAT WATERSTOPS HAVE BEEN PROVIDED AT EXISTING EXPANSION AND CONSTRUCTION JOINTS. ALSO IT IS ASSUMED THAT WATERSTOP HAVE BEEN PROVIDED AT ALL JOINTS INTENDED FOR FUTURE CONNECTIONS THAT WILL BE SUBJECTED TO WATER PRESSURE AND FOR LOCATIONS BELOW GRADE. TAKE DUE CARE WHEN REMOVING CONCRETE AROUND WATERSTOP. PROVIDE PROTECTIVE CAPS SO THAT THE WATERSTOP IS NOT DAMAGED AND CAN BE REUSED EFFECTIVELY.
18. THERE ARE ENCASED REINFORCING BARS IN EXISTING STRUCTURES THAT WILL BE REUSED AS DOWELS. DO NOT DAMAGE THESE BARS DURING SAW CUTTING, CHIPPING AND REMOVAL OF ADJACENT CONCRETE.
19. DO NOT USE WRECKING BALLS OR SLEDGE HAMMERS FOR DEMOLITION OF CONCRETE UNLESS APPROVED IN WRITING BY THE ENGINEER. USE ONLY HAND OPERATED PNEUMATIC CHIPPERS.
20. EXISTING PILES NOT REUSED UNDER NEW STRUCTURE OR WITHIN 1500mm OF NEW STRUCTURE SHALL BE CUT 600mm BELOW THE UNDERSIDE OF STRUCTURAL FOUNDATION CONCRETE. CUT EXISTING PILES SHOWN TO BE ABANDONED AT EXCAVATION LEVEL OR MINIMUM 1200mm BELOW FINAL GRADE. WHERE ABANDONED PILES ARE IN THE PATH OF NEW UTILITIES, CUT PILES MIN. 600mm BELOW THE UNDERSIDE OF THE NEW UTILITY.
21. DESIGN, INSTALL AND SUPERVISE TEMPORARY STRUCTURAL SUPPORTS PER HEALTH AND SAFETY REGULATIONS, WHERE REQUIRED.
22. REFER TO SPECIFICATION SECTION 01 31 13 PROJECT COORDINATION, SECTION 02 41 13 SELECTIVE SITE DEMOLITION.
23. REFER TO ALL DISCIPLINE LEGENDS AND GENERAL NOTES.

**LEGEND:**




**EXISTING SITE PLAN**  
NTS

- A - GENERAL
- B - SERVICE BUILDING
- C - CHEMICAL BUILDING
- D - OXYGEN REACTORS
- G - HEADWORKS
- M - ADMINISTRATION BUILDING
- P - PRIMARY CLARIFIERS
- S - SECONDARY CLARIFIERS
- U - UV DISINFECTION FACILITY



|                      |           |         |              |
|----------------------|-----------|---------|--------------|
| 00 ISSUED FOR TENDER |           | 06/2014 | G.G. B.W.    |
| NO.                  | REVISIONS | DATE    | DESIGN CHECK |

|                           |                                      |
|---------------------------|--------------------------------------|
| <b>CH2MHILL</b>           |                                      |
| DESIGNED BY:<br>G. GERMAN | CHECKED BY:<br>B. WILLIAMSON         |
| DRAWN BY:<br>G. GERMAN    | APPROVED BY:<br>B. WILLIAMSON        |
| SCALE:<br>NTS             | ISSUED FOR CONSTRUCTION BY:<br>DATE: |
| DATE:<br>2014/06/27       | DATE:                                |
| CONSULTANT NO.: 474248    |                                      |



**THE CITY OF WINNIPEG**  
Winnipeg WATER AND WASTE DEPARTMENT

SOUTH END WATER POLLUTION CONTROL CENTRE  
SEWPC UPGRADING/EXPANSION PROJECT  
GENERAL  
DEMOLITION NOTES  
AND LEGEND

|                     |       |      |      |
|---------------------|-------|------|------|
| CITY DRAWING NUMBER | SHEET | REV. | SIZE |
| 4-0102-DGAD-A001    | 001   | 00   | A1   |