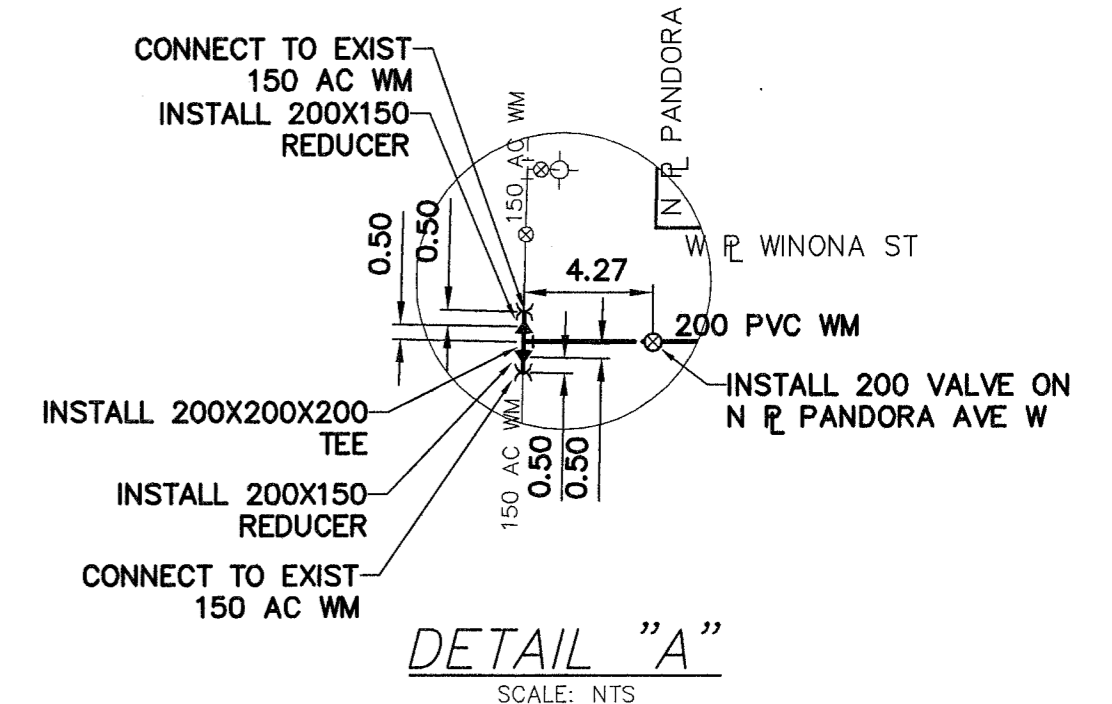
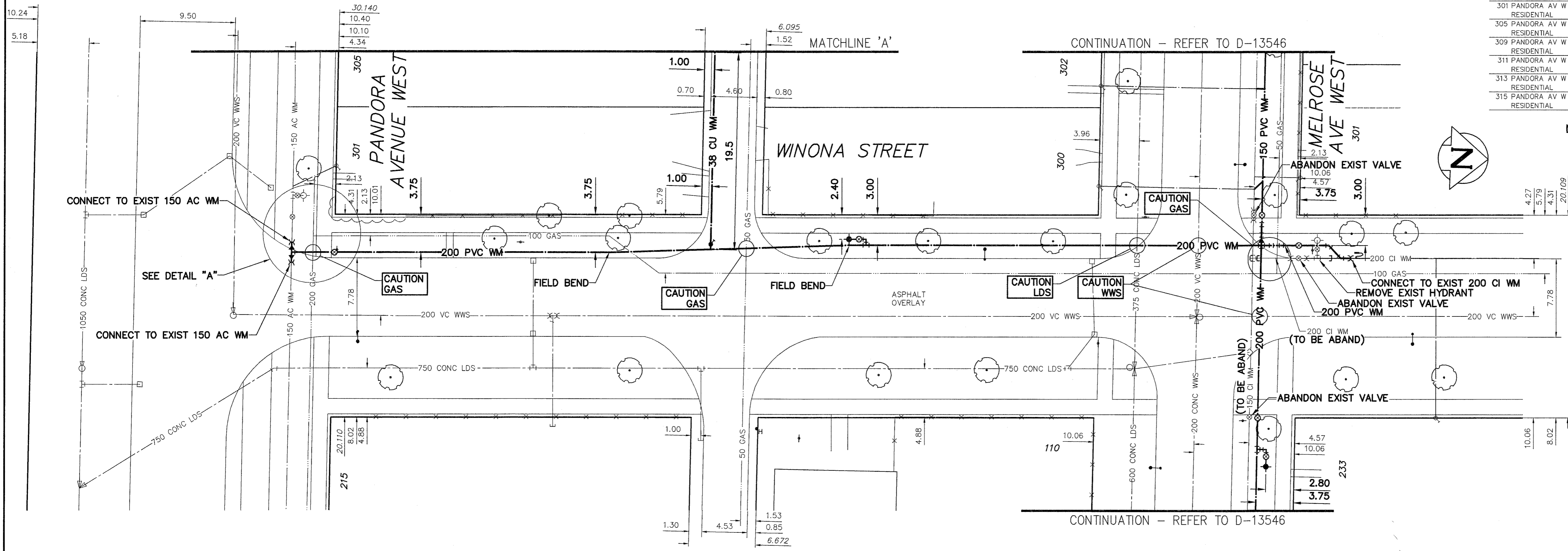


NOTE: CHAINAGES SHOWN ARE ALONG W.P. OF WINONA ST

WATER SERVICE INFORMATION

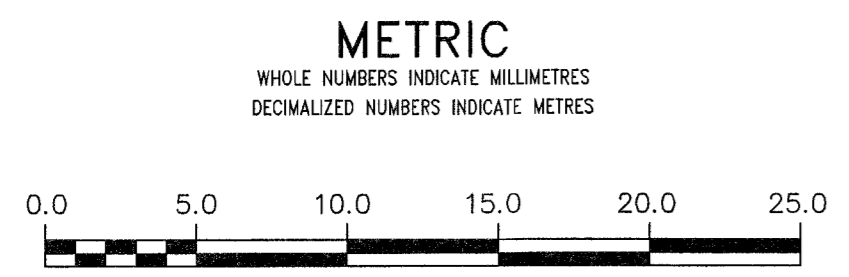
ADDRESS	SIZE (mm) MATERIAL (STREET)	SIZE (mm) MATERIAL (PROP.)	SHORT & LONG MEASUREMENT	CORPORATION LOCATION	REMARKS
301 PANDORA AV W	20 CU	20 CU	3.5 W E HSE LINE	2.13 E S/C	
305 PANDORA AV W	20 CU	20 CU	0.3 E W LOTLINE #305		WATER SERVICE OFF PRIVATE LINE FROM MELROSE
309 PANDORA AV W	25 CU	25 CU	0.3 1 ST LINE (BACK LANE)		
311 PANDORA AV W	25 CU	25 CU	1.2 E E HSE LINE #313		TRIPLE SERV W/ 309-311-313 PANDORA, SC IN LANE
313 PANDORA AV W	12 CU	12 CU	0.9 E E HSE LINE #313		TRIPLE SERV W/ 309-311-313 PANDORA, SC IN LANE
315 PANDORA AV W	20 CU	20 CU	7.9 E W BLDG LINE	3.50 W PL	TRIPLE SERV W/ 309-311-313 PANDORA, SC IN LANE

NOTE: REPLACE ALL EXISTING LEAD SERVICES FROM THE PROPOSED WATERMAIN TO PROPERTY LINE. RECONNECT ALL OTHER SERVICES UNLESS NOTED. LOCATION OF WATER SERVICES SHOWN ON DRAWINGS ARE APPROXIMATE. THE CONTRACTOR SHALL FIELD LOCATE ALL WATER SERVICES PRIOR TO CONSTRUCTION.



AECOM
Certificate of Authorization
AECOM Canada Ltd.
No. 4671 Date: 2014/04/07

ALL VALVES TO BE CLOCKWISE TO CLOSE (BLACK OPERATING NUT)



WARNING
IF POWER EQUIPMENT OR EXPLOSIVES ARE TO BE USED FOR EXCAVATION ON THIS PROJECT THE CONTRACTOR MUST:
1) NOTIFY THE GAS COMPANY OF THE PROPOSED LOCATION OF EXCAVATION.
2) TAKE PRECAUTION TO AVOID DAMAGE TO GAS COMPANY INSTALLATIONS.
SEE PROVINCIAL REGULATION 210/72 FOR DETAILS

LOCATION APPROVED UNDERGROUND STRUCTURES
SUPV. U/G STRUCTURES COMMITTEE DATE
NOTE:
LOCATION OF UNDERGROUND STRUCTURES AS SHOWN ARE BASED ON THE BEST INFORMATION AVAILABLE BUT NO GUARANTEE IS GIVEN THAT ALL EXISTING UTILITIES ARE SHOWN OR THAT THE GIVEN LOCATIONS ARE EXACT. CONFIRMATION OF EXISTENCE AND EXACT LOCATION OF ALL SERVICES MUST BE OBTAINED FROM THE INDIVIDUAL UTILITIES BEFORE PROCEEDING WITH CONSTRUCTION.

NO.	ISSUED FOR TENDER	DATE	BY
0	ISSUED FOR TENDER	14/04/07	GSK
A	PRELIMINARY	14/03/28	GSK

AECOM

DESIGNED BY: GK
CHECKED BY: [Signature]
DRAWN BY: JP
APPROVED BY: [Signature]
SCALE: HORIZONTAL 1:250
VERTICAL 1:50
RELEASED FOR CONSTRUCTION: [Signature]
DATE: 2014/04/07

ENGINEER'S SEAL
PROVINCE OF MANITOBA
14/04/08
B. T. WEBER
REGISTERED ENGINEER

THE CITY OF WINNIPEG
WATER AND WASTE DEPARTMENT
ENGINEERING DIVISION

2014 WATER RENEWALS
CONTRACT 1
WINONA STREET
PANDORA AVENUE WEST TO
MELROSE AVENUE W

SHEET 6 OF 13
CITY DRAWING NUMBER
D-13547