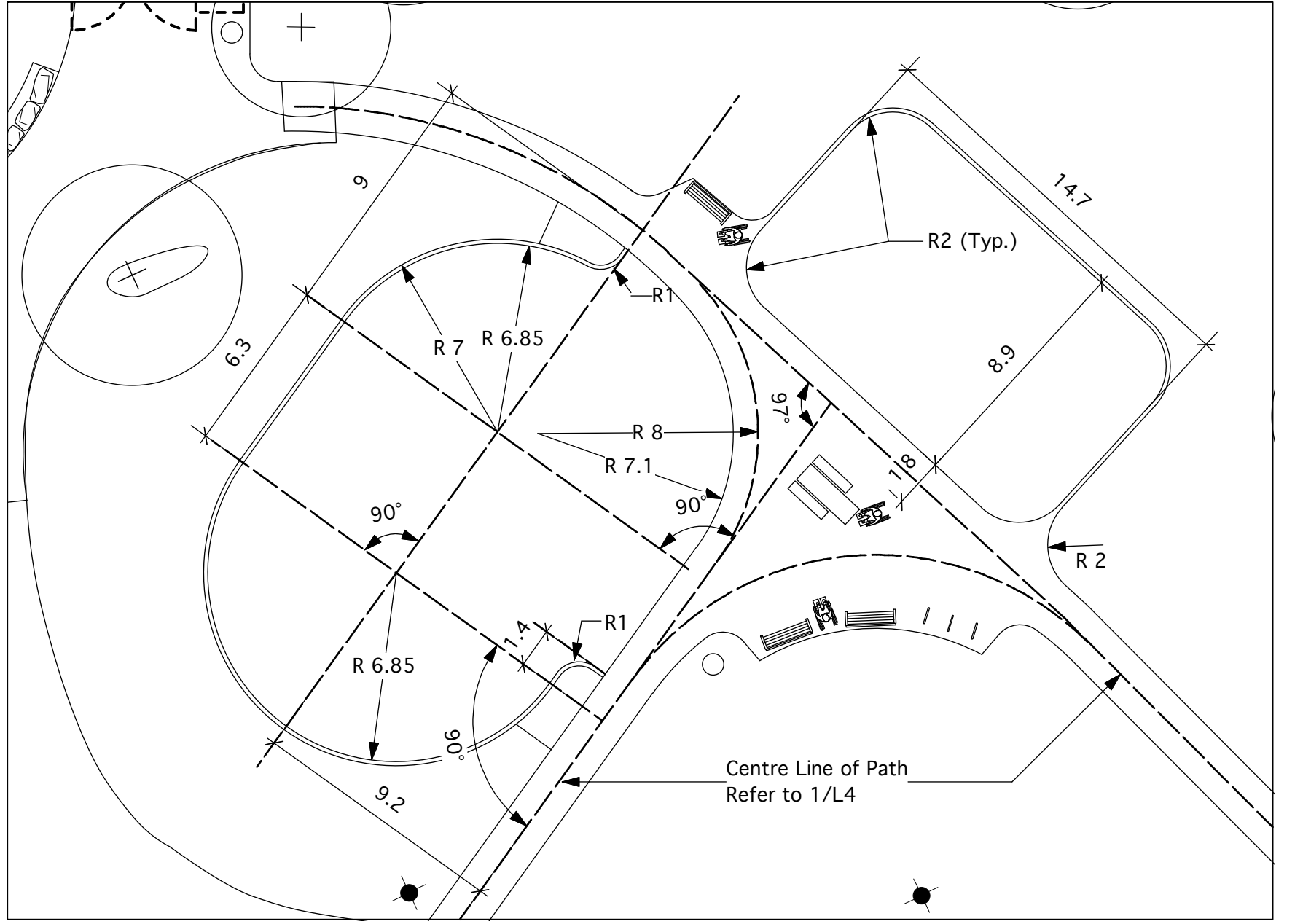
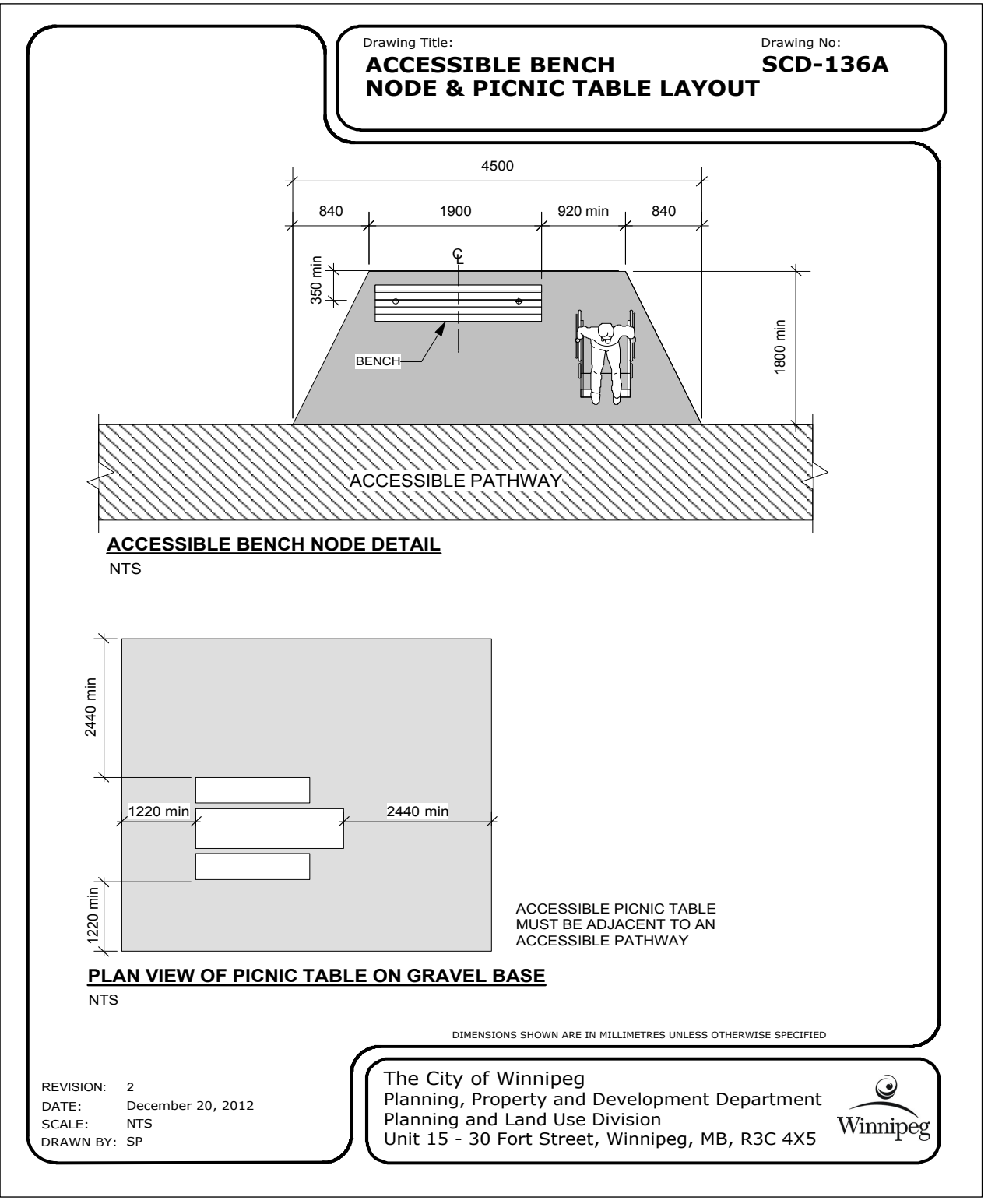


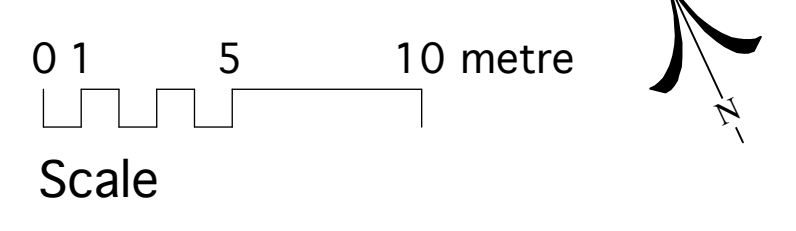
- NOTES:
- Layout is to start with the layout of the sidewalks. Layout is to the centre line of sidewalks.
  - Dimensions for the play areas are to the inside of the concrete edging.
  - The dimensions and layout of the play areas are to be confirmed with the play equipment supplier prior to construction.



2 PLAY AREA LAYOUT  
Scale: 1:200



3 SCD-136A  
L4



1 LAYOUT PLAN  
L4 Scale: 1:200

David Wagner Associates Inc.  
4 - 430 River Avenue Winnipeg, Manitoba, R3L 0C6 (204) 452-2426  
LANDSCAPE ARCHITECTURE • URBAN DESIGN • GOLF COURSE ARCHITECTURE

Laurie Lamb Wagner  
member no. 38  
The Manitoba Association of Landscape Architects

Location of underground structures as shown are based on the best information available but no guarantee is given that all existing utilities are shown or that the given locations are exact. Confirmation of existence and exact location of all services must be obtained from the individual utilities before proceeding with construction.

DO NOT SCALE - DRAWING PLOT MAY NOT BE AT 100%

DESIGNED BY: LLW	DRAWN BY: LLW	CHECKED BY: DW	HORIZONTAL SCALE: 1:200	DATE: APRIL 10, 2014
RELEASED FOR CONSTRUCTION DATE:	NO.	REVISION	DATE	BY
PROJECT TITLE: CENTRAL CC / FREIGHT HOUSE PLAYGROUND & SKATEPARK 200 ISABEL STREET WINNIPEG				
CITY DRAWING NO. SHEET NO. OF L4 10 CONSULTANT DRAWING NO. 1304				