




REINFORCE CONCRETE PILE BASES
CONCRETE BASES

- EXCAVATION FOR PILES SHALL BE DONE BY AUGERING TO SIZES SHOWN. IF CASING IS REQUIRED TO PREVENT THE SIDES OF THE AUGERED HOLE FROM SLOUGHING IN, CASING SHALL BE SUPPLIED AND INSTALLED, AT NO COST TO THE CITY. THE CASING DIAMETER SHALL NOT BE LESS THAN 3/4" SMALLER THAN THE PILE EXCAVATION.
- THE PILE CONCRETE SHALL BE CAST NOT LATER THAN 24 HOURS AFTER EXCAVATION HAS BEEN COMPLETED.
- PILE REINFORCEMENT SHALL BE SUPPLIED AND INSTALLED IN ACCORDANCE WITH THE CONSTRUCTION DRAWING DETAIL.
- THE PILE EXCAVATION SHALL BE KEPT DRY AT ALL TIMES. PUMP OUT WATER IF IT ACCUMULATES.
- CONCRETE PLACING SHALL BE CONTINUOUS FROM TOP OF PILE AND RODDING CARRIED CONSTANTLY TO BRING AIR BUBBLES TO THE SURFACE AND PRODUCE A UNIFORM STRUCTURE.
- THE CONTRACTOR SHALL PROVIDE A MINIMUM OF 36 HOURS NOTICE TO THE CITY OF WINNIPEG, PUBLIC WORKS DEPARTMENT, CONTRACTED MAINTENANCE BRANCH, PH.986-7266 AND THE STRUCTURAL ENGINEER PRIOR TO ANY CONCRETE PLACEMENT TO ALLOW FOR THE INSPECTION OF CONCRETE PILE DEPTHS AND DIAMETERS, STEEL REINFORCING SIZES AND LOCATIONS AND TO INSURE ALL PILE HOLES ARE DRY. IF NECESSARY, PUMP HOLES DRY PRIOR TO CONCRETE PLACEMENT.
- THE PORTION OF THE PILE TO BE EXPOSED ABOVE THE FINISHED GRADE SHALL BE FORMED WITH SONOTUBE. THE TOP OF THE PILE SHALL BE FINISHED TO A FLAT SMOOTH SURFACE TO THE DESIGN ELEVATION, WITH TOP EDGE CHAMFERED.
- THE CONTRACTOR SHALL BE RESPONSIBLE FOR MAKING GOOD ALL AREAS DAMAGED BY HIS OPERATIONS IN CONNECTION WITH THIS CONTRACT.
- THE CONTRACTOR SHALL SUBMIT TO THE CITY'S CONTRACT ADMINISTRATOR FOR REVIEW COPIES OF THE SHOP DRAWINGS FOR THE CONCRETE PILING WITH A REGISTERED PROFESSIONAL ENGINEER'S SEAL.

NOTES:

- CONCRETE BASES SHALL BE TYPE 50 SULPHATE RESISTANT HAVING A 28 DAY COMPRESSIVE STRENGTH OF Mpa. MAXIMUM AGGREGATE SIZE OF 40 mm (1 1/2") DIAMETER. MAXIMUM SLUMP OF 90mm. ANCHOR AND BASE PLATES SHALL BE STANDARD STRUCTURAL STEEL SECTIONS MEETING CURRENT CITY OF WINNIPEG STANDARDS AND OF THE DIMENSIONS AS INDICATED ON THE DRAWINGS AND DETAILS.
- BACKFILL TRENCH WILL CLEAN EARTH FILL TO 4" OF THE SURFACE, THEN BACKFILL WITH TOPSOIL AND SOD TO MATCH SURFACE GRADE.
- BACKFILL TRENCH AT ASPHALT SURFACE WITH 3" DOWN CRUSHED LIMESTONE COMPACTED @ 6" INCH LIFTS. TOP WITH ASPHALT SURFACE TO MATCH EXISTING.

No.	Date	Issue/Revision	By
0	05/26/2014	ISSUED FOR TENDER	YL
B	04/29/2014	ISSUED FOR 100% REVIEW	YL
A	03/18/2014	ISSUED FOR 30% REVIEW	YL



CONSULTANT:
These design documents are prepared solely for the use by the party with whom the design professional has entered into a contract and there are no representations of any kind made by the design professional to any party with whom the design professional has not entered into a contract.
Any use of the drawing, disk or electronic data without the expressed written permission of Tower Engineering Group is strictly prohibited. The contractor is responsible to verify all dimensions with conditions on the site and report discrepancies to Tower Engineering for adjustment. All prints to be returned.

TOWER ENGINEERING GROUP
Electrical Engineer
TOWER PROJECT NO. : 131441
UNIT 1 - 1140 WAVERLEY ST. WINNIPEG, MB R3T 0P4
TEL: (204) 925-1150 FAX: (204) 925-1155
EMAIL: towereng@towereng.ca WEB: www.towereng.ca
• WINNIPEG • CALGARY • CAMBRIDGE

HTFC
PLANNING & DESIGN
500-115 Barnaby Avenue East Winnipeg, MB R3B 0R3
PH: (204) 944-9907 WWW.htfc.mb.ca

Project: **MAYFAIR PARK ASPHALT AND LIGHTING IMPROVEMENTS**
BCI II FORT ROUGE EAST FORT GARRY WARD
WINNIPEG, MANITOBA
Sheet Title: **ELECTRICAL SITE DETAILS**
Design: YL Draw: WD Check: YL Scale: AS MARKER Date: 5.27.2014 File: 14-008
Sheet No.: **E-3.0** Rev: **0**