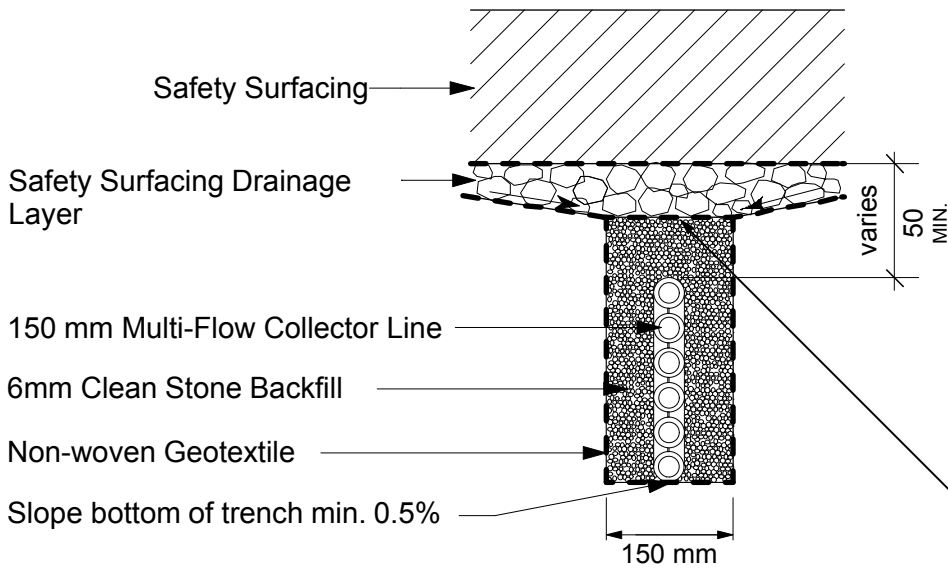


# Multi-Flow Drainage

# SCD-659

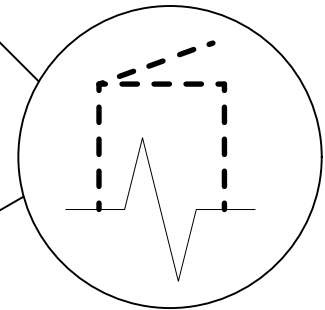
### NOTES:

- Multi-flow connection to catch basin shall be as per Standard Specification CW 3120.3.5.

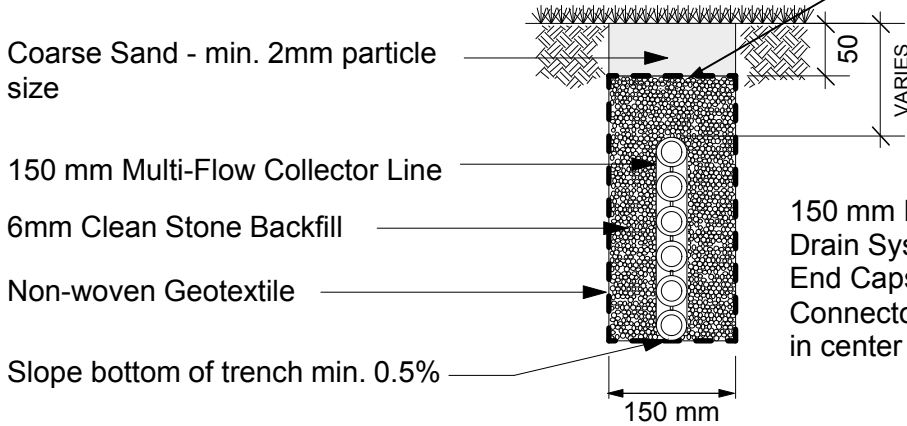


150 mm MultiFlow Drain System c/w End Caps and Connectors. Place in center of trench.

### MULTI-FLOW DRAINAGE IN SAFETY SURFACING DETAIL



overlap fabric at top of trench



150 mm MultiFlow Drain System c/w End Caps and Connectors. Place in center of trench.

### MULTI-FLOW DRAINAGE IN TURF DETAIL

DIMENSIONS SHOWN ARE IN MILLIMETRES UNLESS OTHERWISE SPECIFIED

REVISION: 2  
 DATE: November 27, 2012  
 SCALE: NTS  
 DRAWN BY: SP

The City of Winnipeg  
 Planning, Property and Development Department  
 Planning and Land Use Division  
 Unit 15 - 30 Fort Street, Winnipeg, MB, R3C 4X5

