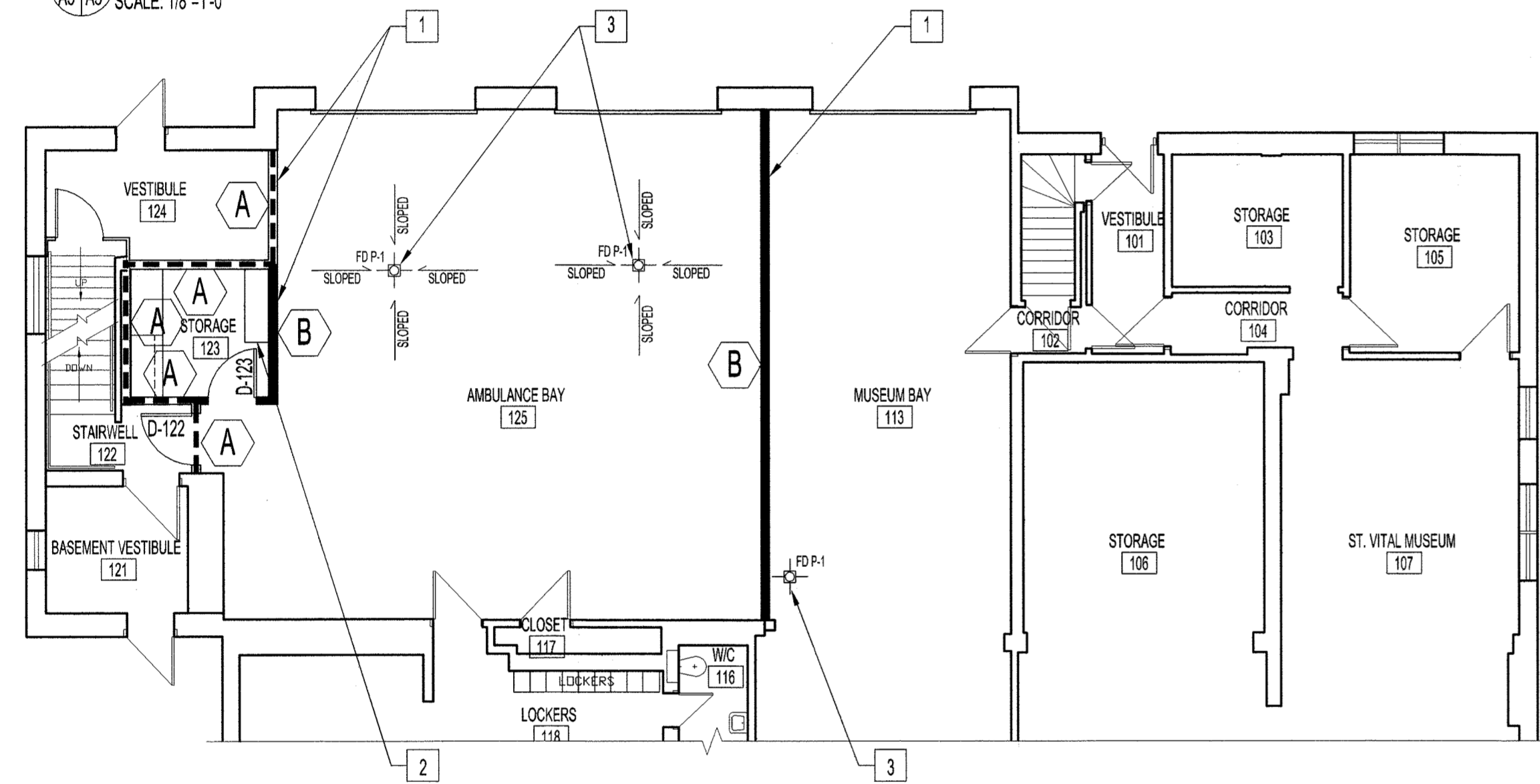
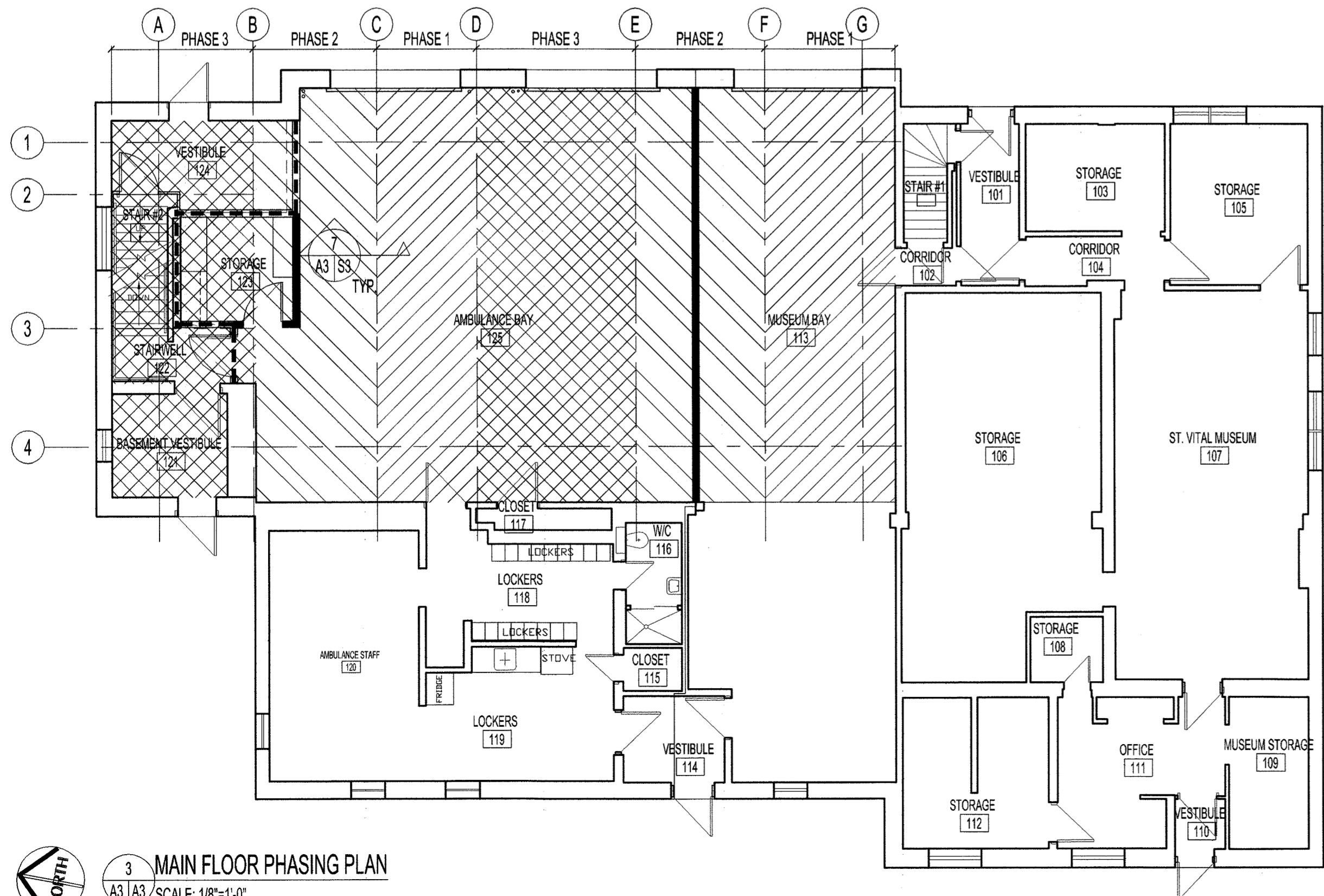


1 MAIN FLOOR PLAN - DEMOLITION
A3/A3 SCALE: 1/8"=1'-0"



2 MAIN FLOOR PLAN - RENOVATION
A3/A3 SCALE: 1/8"=1'-0"



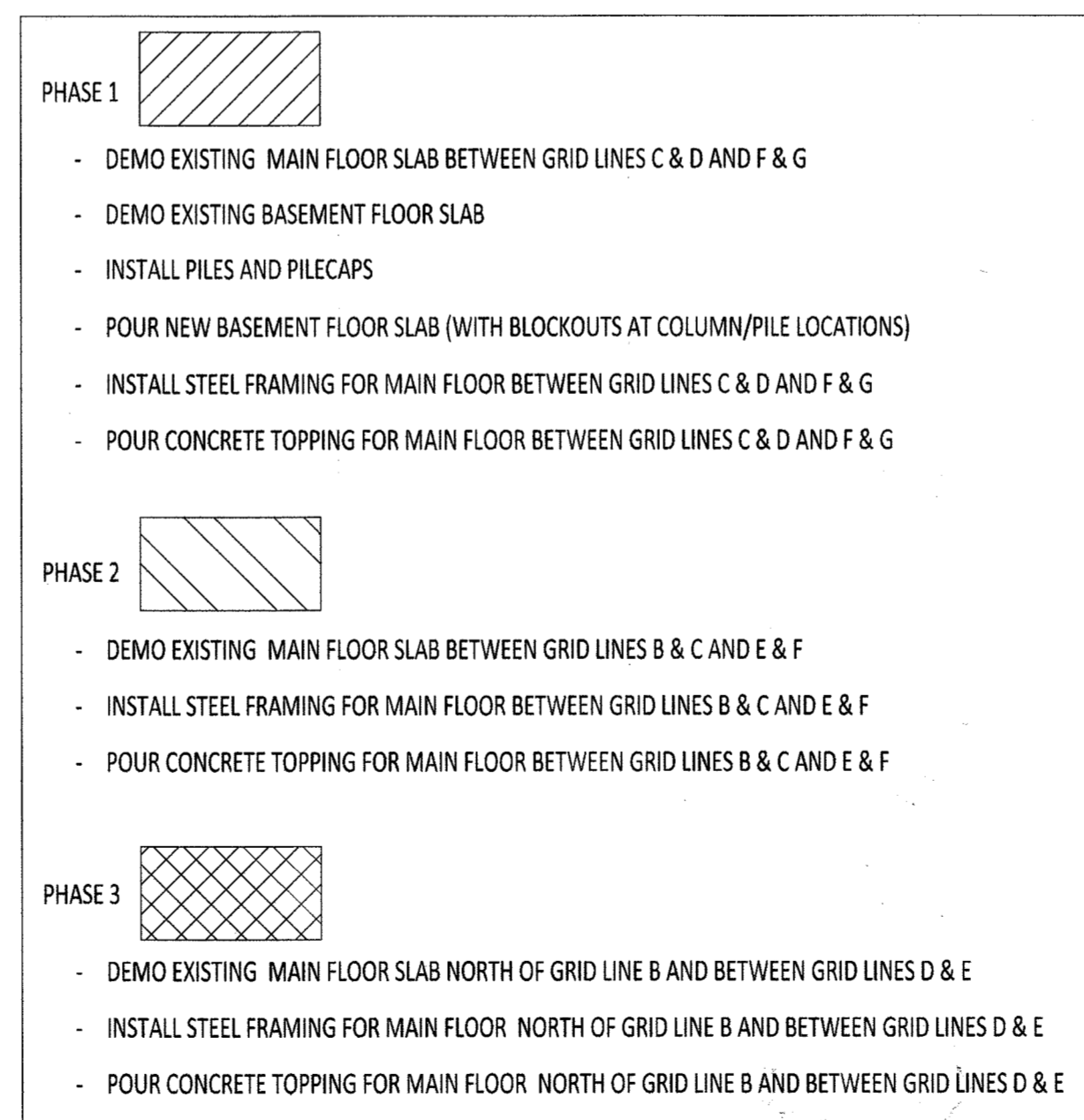
3 MAIN FLOOR PHASING PLAN
A3/A3 SCALE: 1/8"=1'-0"

MAIN FLOOR DEMOLITION NOTES:
ALSO SEE ELECTRICAL & MECHANICAL DEMOLITION DWGS
— EXISTING TO REMAIN
- - - TO BE DEMOLISHED

- ① DEMOLISH EXISTING PARTITION WALL BETWEEN AMBULANCE BAY AND MUSEUM STORAGE BAY
- ② DEMOLISH EXISTING MAIN FLOOR SLAB AS SHOWN IN SOLID HATCH
- ③ DEMOLISH EXISTING PARTITION WALLS AS SHOWN
- ④ EXISTING WALLS TO REMAIN - CONTRACTOR TO PROVIDE TEMPORARY SUPPORT AS REQUIRED DURING REMOVAL AND INSTALLATION OF MAIN FLOOR
- ⑤ EXISTING STAIRS TO SECOND FLOOR - CONTRACTOR TO PROVIDE TEMPORARY SUPPORT DURING REMOVAL AND INSTALLATION OF MAIN FLOOR
- ⑥ REMOVE AND REUSE EXISTING STEEL FENCE AND DOOR AT BOTTOM OF STAIR

MAIN FLOOR RENOVATION NOTES:
ALSO SEE WALL TYPES & SCHEDULES

- ① NEW WALL ASSEMBLY - SEE WALL TYPE.
- ② SHELVING IN STORAGE 123 TO BE REINSTALLED AS PER ORIGINAL DESIGN. RETAIN EXISTING SHELVES FOR REINSTALLATION IF POSSIBLE.
- ③ NEW FLOOR DRAINS - SEE MECHANICAL DRAWINGS FOR MORE INFORMATION.



NOTES:
REFER TO ARCHITECTURAL SHEET A1

No.	REVISION/DESCRIPTION	BY	DATE
SEAL			



DRAWN	CHECKED	DESIGNED	APPROVED
JAW/RCP			
DATE	2014.07.14		

THE CITY OF WINNIPEG
PLANNING, PROPERTY AND
DEVELOPMENT DEPARTMENT
MUNICIPAL ACCOMMODATIONS DIVISION
3-65 GARRY STREET, R3C 4K4

PROJECT
AMBULANCE STATION # 3
STRUCTURAL & OCCUPANCY UPGRADES
DESIGN OF STRUCTURAL UPGRADES
588 ST. MARY'S ROAD

SHEET TITLE
MAIN FLOOR PLAN
DEMOLITION, RENOVATION & PHASING

SCALE	PROJECT No:	SHEET No:
AS SHOWN	2013-047	A3