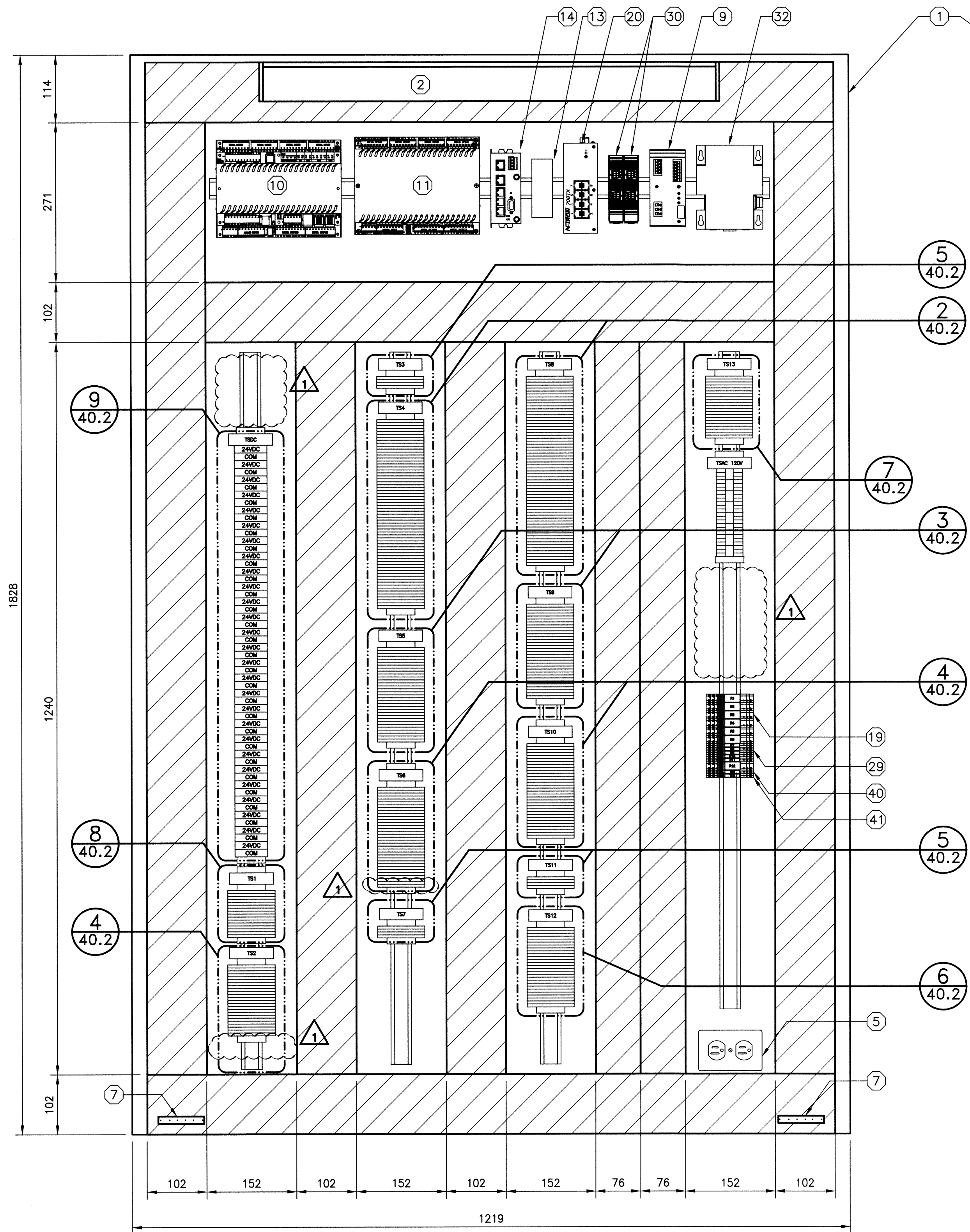
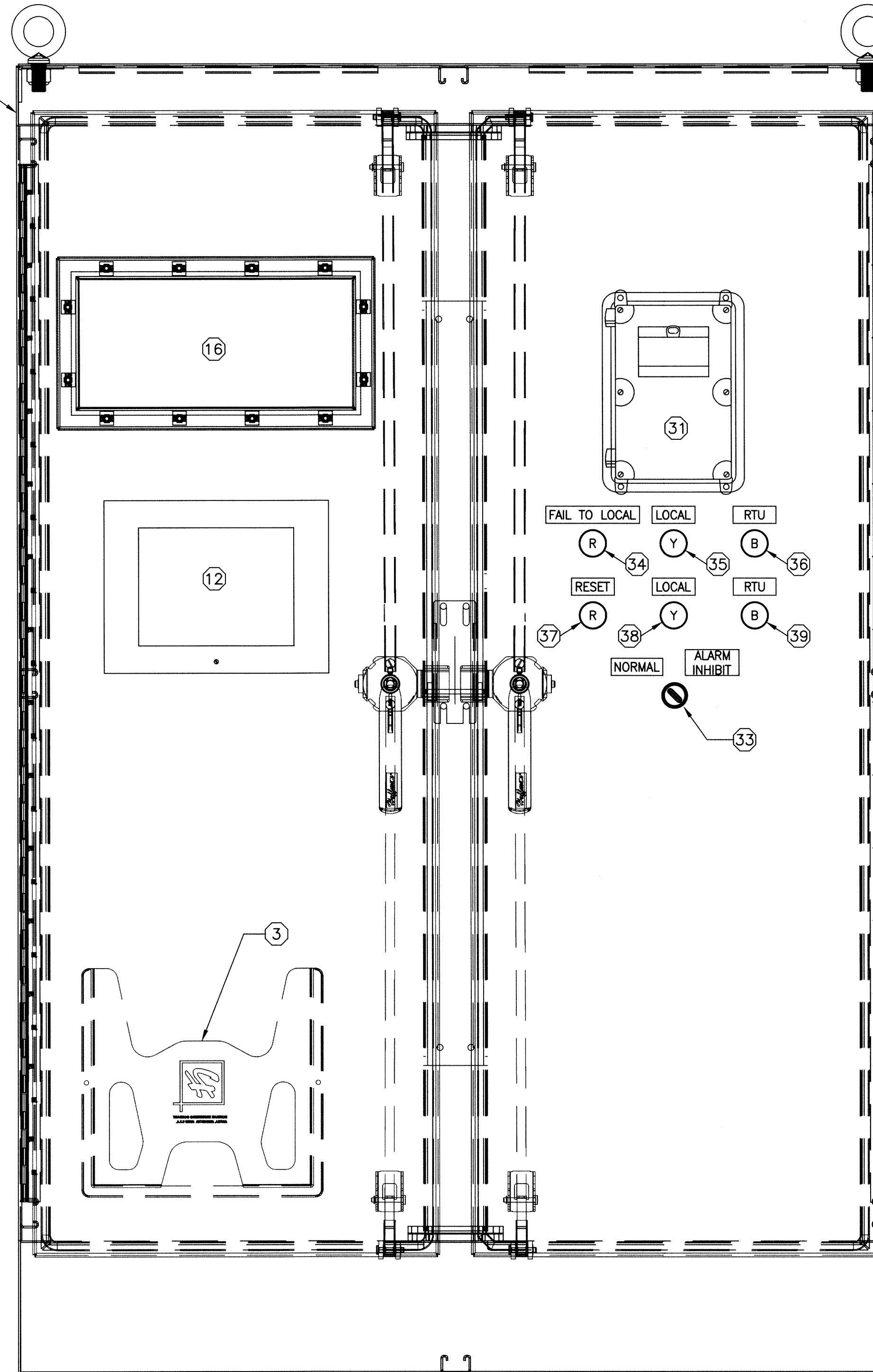


File Name: P:\Projects\2013\13-0107-026-M-E40.1-40.2.dwg - Tab: E40.1 Plotted By: dderoché 09/12/2014 [Fri 1:57pm]




1 ENCLOSURE AND DEVICE ARRANGEMENT
SCALE: N.T.S.



2 ENCLOSURE AND DEVICE FRONT PANEL
SCALE: N.T.S.

NOTES:

1. PROVIDE MOUNTING RAIL TO MAXIMUM AVAILABLE LENGTH.
2. REMOVE PORTIONS OF WIRE DUCT SIDEWALL TO ALLOW ENTRY OF FIELD CABLES FROM PANEL SIDES.



NO.	REVISIONS	DATE	BY
1	RE-ISSUED FOR CONSTRUCTION	14/09/11	AP
0	ISSUED FOR CONSTRUCTION	14/08/18	AP

DESIGNED BY DDW/MAM	CHECKED BY <i>[Signature]</i>
DRAWN BY GCN	APPROVED BY <i>[Signature]</i>
HOR. SCALE N.T.S.	RELEASED FOR CONSTRUCTION
VERTICAL N.T.S.	
DATE 2014 04 04	DATE

ENGINEER'S SEAL

M-E40.1

THE CITY OF WINNIPEG
WATER AND WASTE DEPARTMENT

FLOOD PUMPING STATION UPGRADES
MARION STATION
ELECTRICAL
RTU PANEL ENCLOSURE
120VAC POWER AND FUSE DISTRIBUTION

SHEET 1 OF 2
CITY DRAWING NUMBER
1-0159F-E0025-001