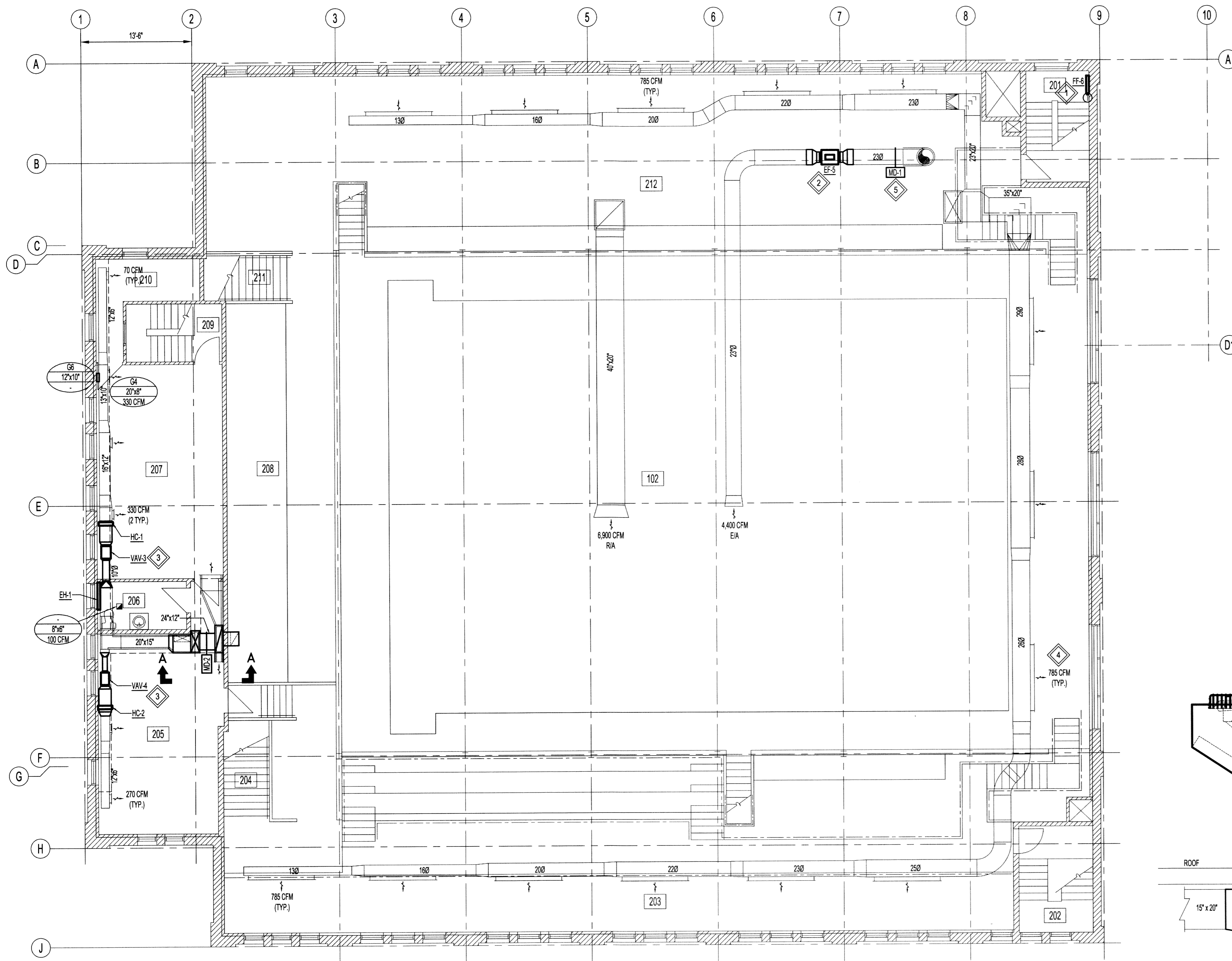
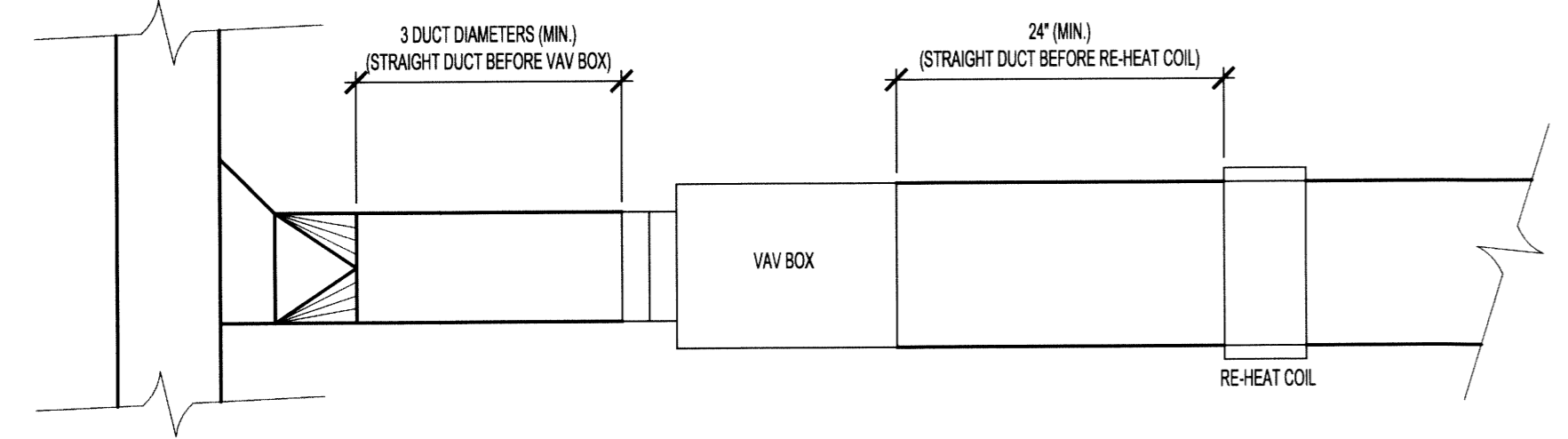


FILE NAME: 14-0107-021_M15.dwg
 DATE: 2014.10.19
 SHEET TITLE: MEZZANINE PLAN - HVAC - NEW
 PROJECT No: 2013-173
 ADDRESS: 381 SHERBROOK STREET



MEZZANINE FLOOR PLAN - NEW HVAC
 SCALE: 1/8"=1'-0"



DETAIL A - VAV BOX AND RE-HEAT COIL
 SCALE: N.T.S.

GENERAL NOTES:

- PERFORM WORK IN ACCORDANCE WITH ALL APPLICABLE CODES AND REGULATIONS.
- REVIEW EQUIPMENT LOCATIONS WITH CONTRACT ADMINISTRATOR PRIOR TO INSTALLATION.
- EQUIPMENT LOCATIONS, DUCT AND PIPE ROUTING INDICATED ON THE DRAWINGS IS APPROXIMATE ONLY. CONFIRM IN THE FIELD. REROUTE DUCTWORK AND PIPING AS REQUIRED TO ELIMINATE FIELD INTERFERENCES WITH BUILDING STRUCTURES, ELECTRICAL, ETC. CONFIRM CHANGES WITH CONTRACT ADMINISTRATOR. CO-ORDINATE WORK WITH ALL SUBTRADES, WHERE DIMENSIONS ARE INDICATED FOR PIPING, DUCTWORK, DUCT SIZES, EQUIPMENT SIZES, ETC. THESE ARE FOR BIDDING PURPOSES ONLY. THE CONTRACTOR IS RESPONSIBLE TO VERIFY ALL DIMENSIONS IN THE FIELD PRIOR TO ORDERING EQUIPMENT AND COMMENCING INSTALLATION WITHOUT EXTRA CHARGES TO THE PROJECT. THE CONTRACTOR IS RESPONSIBLE TO ENSURE ALL EQUIPMENT, DUCTWORK AND PIPING FITS IN THE SPACE AVAILABLE AND TO MAINTAIN THE GENERAL DESIGN INTENT FOR THE SYSTEMS.
- CONFORM TO SMACNA STANDARDS FOR SUPPLY AND INSTALLATION OF DUCTWORK.
- SEAL ALL WALL PENETRATIONS AND DUCTWORK WATER AND AIR TIGHT.
- PROVIDE ALL WALL PENETRATIONS, PENETRATIONS THROUGH FIRE RATED WALLS SHALL BE FIRE SEALED.

KEYNOTES:

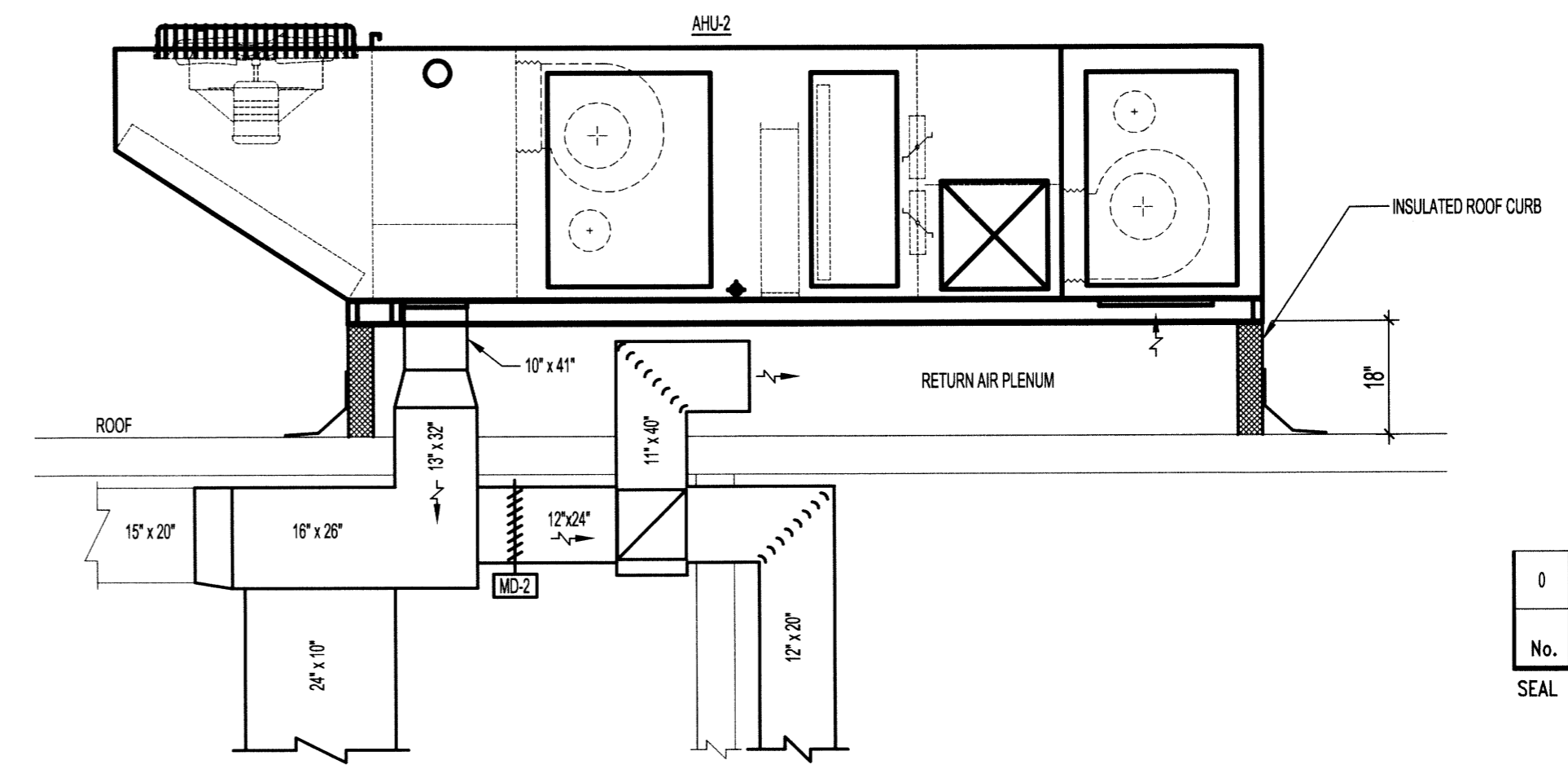
- 1 INSTALL NEW HOT WATER FORCE FLOW HEATER. REFER TO HOT WATER HEATING SCHEMATIC.
- 2 INSTALL NEW POOL EXHAUST FAN (EF-5). CONNECT TO EXISTING DUCTWORK WITH FLEXIBLE DUCT CONNECTIONS. PROVIDE VIBRATION ISOLATOR HANGERS.
- 3 INSTALL NEW VAV AND HEATING COIL USING MINIMUM CLEARANCES SHOWN IN DETAIL A. RELOCATE EXISTING DIFFUSERS AS REQUIRED. COORDINATE REMOVAL AND RE-INSTALLATION OF BULKHEAD WITH ARCHITECTURAL.
- 4 BALANCE ALL EXISTING SUPPLY GRILLES. (TYP.)
- 5 INSTALL NEW MOTORIZED DAMPER AS SHOWN. PROVIDE DUCT MODIFICATIONS TO SUIT.

LEGEND:

- NEW EQUIPMENT/DUCTWORK
- EXISTING EQUIPMENT/DUCTWORK
- CONTROL WIRING
- EF- EXHAUST FAN
- VAV- VARIABLE AIR VOLUME BOX
- BB- BASEBOARD HEATER
- Ⓢ- THERMOSTAT
- MD-1 MOTORIZED DAMPER
- E/A EXHAUST AIR
- R/A RETURN AIR
- S/A SUPPLY AIR
- EH- ELECTRIC HEATER
- FF- FORCE FLOW
- HC- HEATING COIL

NOTES:

THESE DRAWINGS SHALL NOT BE SCALED.
 THE CONTRACTOR SHALL VISIT THE SITE AND SATISFY ONESELF ALL DIMENSIONS, DATUM, AND DETAILED INFORMATION SHOWN ARE CORRECT.
 THE CONTRACTOR IS TO REVIEW AND COORDINATE ALL ARCHITECTURAL, MECHANICAL, ELECTRICAL AND STRUCTURAL DRAWINGS FOR ADDITIONAL OPENINGS THROUGH FLOORS, WALLS, AND CEILINGS FOR DUCT, PIPE & ELECTRICAL RISERS AND ALL OPENINGS NOT SHOWN ON DRAWINGS.
 ALL OPENINGS THROUGH FIRE ASSEMBLIES ARE TO BE FIRE STOPPED AND SEALED WITH ULC APPROVED FIRE STOPPING TO MAINTAIN THE INTEGRITY OF THE FIRE SEPARATION, AND PROVIDE A SMOKE-TIGHT BARRIER.
 ALL PRODUCTS AND MATERIALS TO BE USED AND INSTALLED SHALL CONFORM WITH MANUFACTURER'S SPECIFICATIONS & APPLICABLE CODES.
 THE CONTRACTOR SHALL BE RESPONSIBLE TO PATCH AND MAKE GOOD ALL EXISTING CONSTRUCTION AFFECTED BY THE REMOVAL OF ALL ITEMS FORMING THE PART OF THE RENOVATION WORK.
 WHERE NEW FLOORING AND BASE IS TO BE INSTALLED IN EXISTING AREAS (REFER TO FLOOR PLAN AND ROOM SCHEDULE) THE EXISTING FLOORING SURFACE AND BASE MUST BE REMOVED, UNLESS OTHERWISE NOTED. ALL FLOOR SURFACES SHALL BE PREPARED IN ACCORDANCE TO MANUFACTURER'S RECOMMENDATIONS FOR INSTALLATION OF NEW FLOOR.
 WHERE PAINTING OF EXISTING WALLS IS INDICATED ON THE ROOM SCHEDULE, THESE WALLS MUST BE CLEANED OF ANY EXISTING WALL COVERING, PATCHED & PREPARED TO ACCEPT NEW MATERIAL, UNLESS OTHERWISE NOTED.



SECTION A-A - AHU-2 DUCT RISERS
 SCALE: N.T.S.

No.	ISSUED FOR CONSTRUCTION	BY	DATE
0	ISSUED FOR CONSTRUCTION	B	15.02.17
No.	REVISION/DESCRIPTION	BY	DATE



DRAWN	TJC	CHECKED	DESIGNED	MAP	APPROVED
DATE	2014.10.18	USER	APPROVAL		

THE CITY OF WINNIPEG
 PLANNING, PROPERTY AND
 DEVELOPMENT DEPARTMENT
 MUNICIPAL ACCOMMODATIONS DIVISION
 3-65 GARRY STREET, R3C 4K4

PROJECT
**SHERBROOK POOL
 REFURBISHMENT OF SHERBROOK POOL**

381 SHERBROOK STREET
 SHEET TITLE

MECHANICAL
 MEZZANINE PLAN
 HVAC - NEW

SCALE	PROJECT No:	SHEET No:
AS SHOWN	2013-173	M15

SCALE VERIFIED BY: *TJC*

