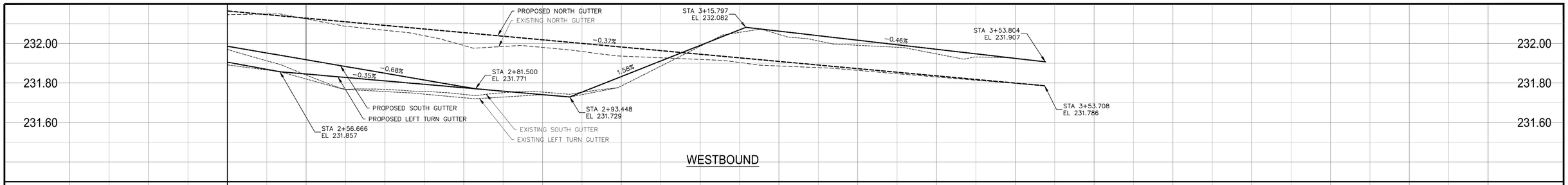

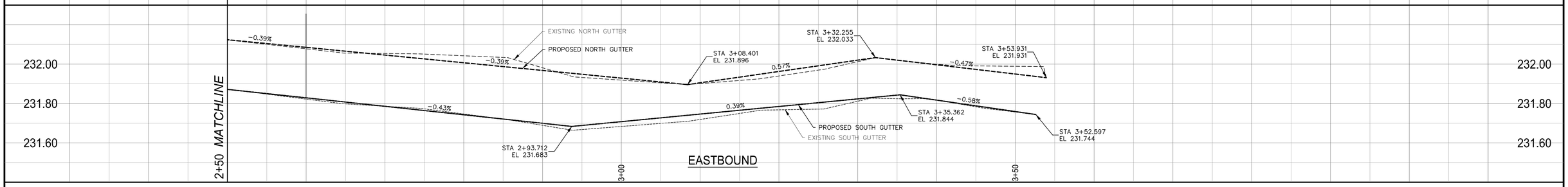

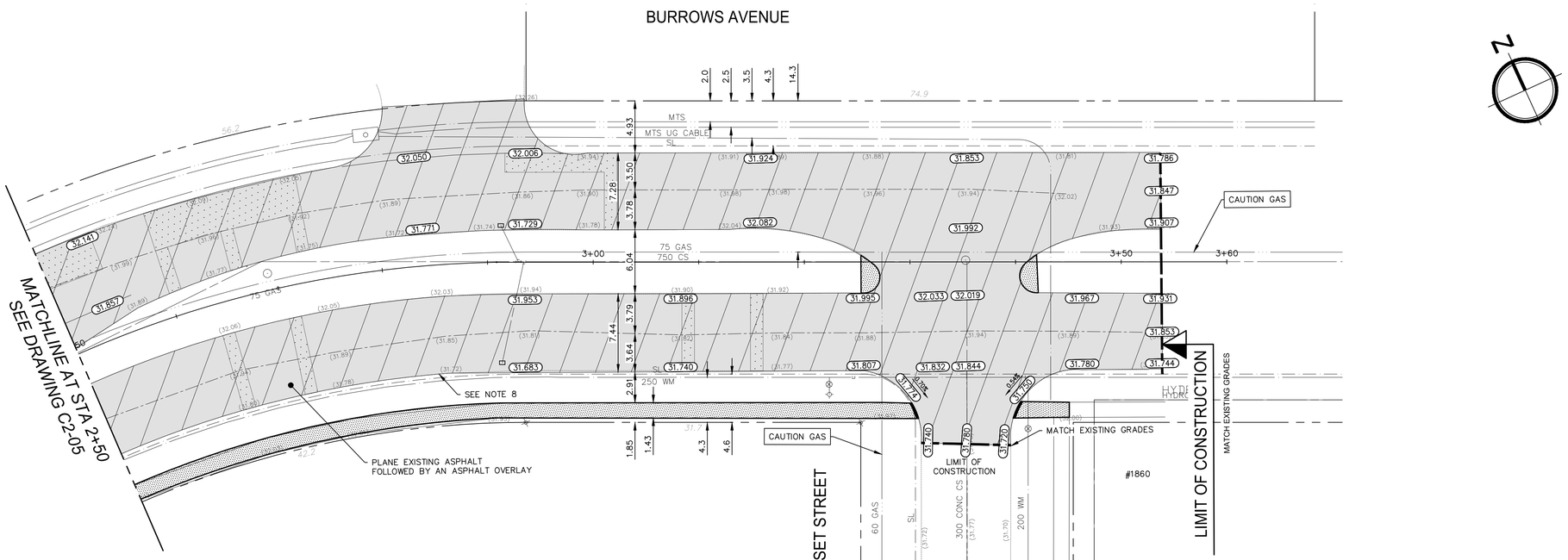

GENERAL NOTES:

A. ADJUST MH, CB RIMS, AND VALVES TO NEW GRADES.
B. CONTRACTORS TO TAKE PRECAUTIONARY STEPS TO PROTECT EXISTING TREES WITHIN THE LIMITS OF CONSTRUCTION FROM DAMAGE FROM CONSTRUCTION ACTIVITIES AS OUTLINED IN THE SPECIFICATIONS.
C. MODIFIED BARRIER CURB TO BE USED AT ALL INTERSECTION RADII, BACK LANE RADII, AND BULL NOSES.
D. CONTRACTOR TO CONFIRM THE LOCATION OF ALL UTILITIES/SERVICES IN THE FIELD PRIOR TO CONSTRUCTION.
E. ADD 200.00M TO ABBREVIATED ELEVATIONS TO OBTAIN GEODETIC ELEVATIONS.
F. CB OFFSETS ARE DIMENSIONED TO BOC.
G. PAVEMENT REPAIRS SHOWN ARE ONLY A REPRESENTATIVE APPROXIMATION OF THE TENDERED QUANTITIES.
H. SIDEWALKS TO BE RENEWED WITH CONCRETE AS NOTED BY CONTRACT ADMINISTRATOR.
I. LAMP STANDARDS, HYDRO POLES, AND ANCHORS THAT REQUIRE TEMPORARY SUPPORT, REMOVAL OR REPLACEMENT, TO BE DONE SO AT THE EXPENSIVE OF THE CONTRACTOR AS NECESSARY.

CONSTRUCTION NOTES:

1. PLACE NEW ASPHALTIC PAVEMENT OVERLAY (TYPE 1A, 80mm AVERAGE THICKNESS, TWO LIFTS)
2. REMOVE EXISTING CONCRETE PAVEMENT AND CONSTRUCT NEW REINFORCED CONCRETE PAVEMENT (150mm) C/W ASPHALTIC PAVEMENT OVERLAY (80mm AVERAGE THICKNESS)
3. REMOVE EXISTING FRAME AND COVER AND INSTALL NEW, AS REQUIRED.
4. CONSTRUCT NEW MODIFIED BARRIER CURB (180mm, SEPARATE), AS REQUIRED.
5. CONSTRUCT NEW CURB RAMP (SD-229A), AS REQUIRED.
6. REMOVE EXISTING INLET
7. INSTALL CATCH PIT C/W NEW CURB & GUTTER INLET (SD-023) AND CONNECT TO EXISTING LEAD
8. RENEW CURB AS IDENTIFIED BY CONTRACT ADMINISTRATOR.

PRELIMINARY

METRIC
WHOLE NUMBERS INDICATE MILLIMETRES
DECIMALIZED NUMBERS INDICATE METRES

APEGM
Certificate of Authorization
MMM Group Limited
No. 4531

NOTE:
These design documents are prepared solely for the use by the party with whom the design professional has entered into a contract and there are no representations of any kind made by the design professional to any party with whom the design professional has not entered into a contract.

○	MANHOLE	●		WATER MAIN			EDGE OF CONCRETE	
□	CATCH BASIN	■		LAND DRAINAGE SEWER			PROPERTY LINE	
△	CURB INLET	▼		WASTE WATER SEWER			GUTTER	
	UTILITIES ADJUSTED	△ □ ○		HYDRO			MODIFIED BARRIER CURB	
]	PLUG	]		M.T.S.			BARRIER CURB	
◇	HYDRANT	◆		GAS			CURB & GUTTER	
⊗	VALVE	⊗		SIGNALS			GLASS GRID	
⊕	IRON BAR			LIGHT STANDARD			CONCRETE	
230.99	GROUND GRADE			DETECTABLE WARNING TILE			ASPHALT	
(230.99)	PAVEMENT GRADE	31.00		CURB RAMP			ASPHALT OVERLAY	
	LOT GRADE	31.00		EDGE OF SIDEWALK			ASPHALT JOINT REPAIR	
EXISTING	LEGEND-PLAN	PROPOSED	EXISTING	LEGEND-PLAN	PROPOSED	EXISTING	LEGEND-PLAN	PROPOSED

LOCATIONS APPROVED
UNDERGROUND STRUCTURES

SIGNED BY: _____ _____
SUPV U/G STRUCTURES DATE

LOCATION OF UNDERGROUND STRUCTURES AS SHOWN ARE BASED ON THE BEST INFORMATION AVAILABLE BUT NO GUARANTEE IS GIVEN THAT ALL EXISTING UTILITIES ARE SHOWN OR THAT THE GIVEN LOCATIONS ARE EXACT CONFIRMATION OF EXISTANCE AND EXACT LOCATION OF ALL SERVICES MUST BE OBTAINED FROM THE INDIVIDUAL UTILITIES BEFORE PROCEEDING

G.B.M. 654525
ELEV. 232.081
25 (654525) – N. side Gilbert Ave. @ Buller St., Brass plug in 12.4 m Conc. pile, 0.7 m N. of N.L. Gilbert Ave. & 0.6 m W. of W.L. of Buller St. produced from the S.

NO.	REVISIONS	DATE	BY
2	ISSUED FOR TENDER	04.03.15	VMM
1	ISSUED TO U/G STRUCTURES FOR REVIEW	03.02.15	BQD

MMM GROUP
MMM Group Limited.
Suite 111 - 93 Lombard Ave.
Winnipeg, MB R3B 3B1
t. 204.943.3178
f. 204.943.4948
www.mmm.ca

DESIGNED BY	MW	CHECKED BY	BQD
DRAWN BY	KB	APPROVED BY	VMM
HOR. SCALE	1:250	RELEASED FOR CONSTRUCTION	
VERTICAL	1:10		
DATE	05-Mar-15	DATE	

ENGINEER'S SEAL
ORIGINAL SEALED BY V.M. MAROTI P. ENG. 03/02/15

CONSULTANT ACAD DWG. NO.
5514132-C2-06

Winnipeg
THE CITY OF WINNIPEG
PUBLIC WORKS DEPARTMENT
ENGINEERING DIVISION

2015 LOCAL STREETS RENEWAL PRG
BURROWS AVENUE - KEEWATIN ST TO 3+60
REHABILITATION
STA 2+50 TO STA 3+60

CITY DRAWING NUMBER
SHEET 6 OF 14
BID NO. 152-2015

Mar 05, 2015 – 4:06pm
P:\5514100-5514199\5514132 – 2015 Local Streets and Alley Renewal 15-R-06\MMM Drawings\Burrows Avenue\5514132-Burrows Ave.dwg -tab:STA 2+50 – STA 3+60