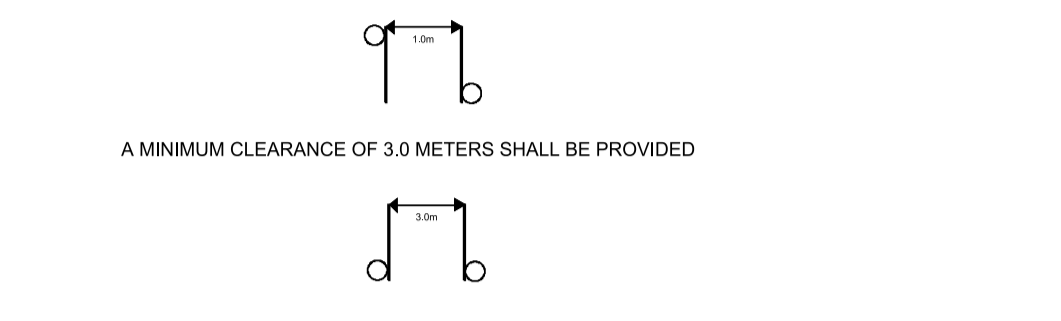


NOTES :
 CONSTRUCTION STANDARDS
 TO BE CONSTRUCTED IN ACCORDANCE WITH MANITOBA HYDRO DISTRIBUTION AND SUBTRANSMISSION STANDARDS. LATEST REVISION NO. MAJOR CHANGE SHALL BE MADE WITHOUT APPROVAL OF THE DESIGN ENGINEER OR DELEGATE.

CITY OF WINNIPEG REQUIREMENTS:
 WATER AND WASTE DEPARTMENT APPROVAL SUBJECT TO THE FOLLOWING NOTES:
 A MINIMUM CLEARANCE OF 1000 MILLIMETERS SHALL BE PROVIDED BETWEEN THE UNDERSIDE OF ANY EXISTING WATERMAIN OR SEWERMAIN PIPE AND THE TOP OF THE PROPOSED WORKS.
 A MINIMUM CLEARANCE OF 500 MILLIMETERS SHALL BE PROVIDED BETWEEN THE UNDERSIDE OF THE PROPOSED WORKS AND THE TOP OF ANY EXISTING WATERMAIN OR SEWERMAIN PIPE.
 A MINIMUM LATERAL CLEARANCE OF 1.0 METER SHALL BE PROVIDED BETWEEN THE NEAREST EDGE OF THE PROPOSED WORKS AND THE NEAREST EDGE OF ANY EXISTING WATERMAIN, WATERMAIN VALVE, HYDRANT, SEWERMAIN OR SEWER MANHOLE.



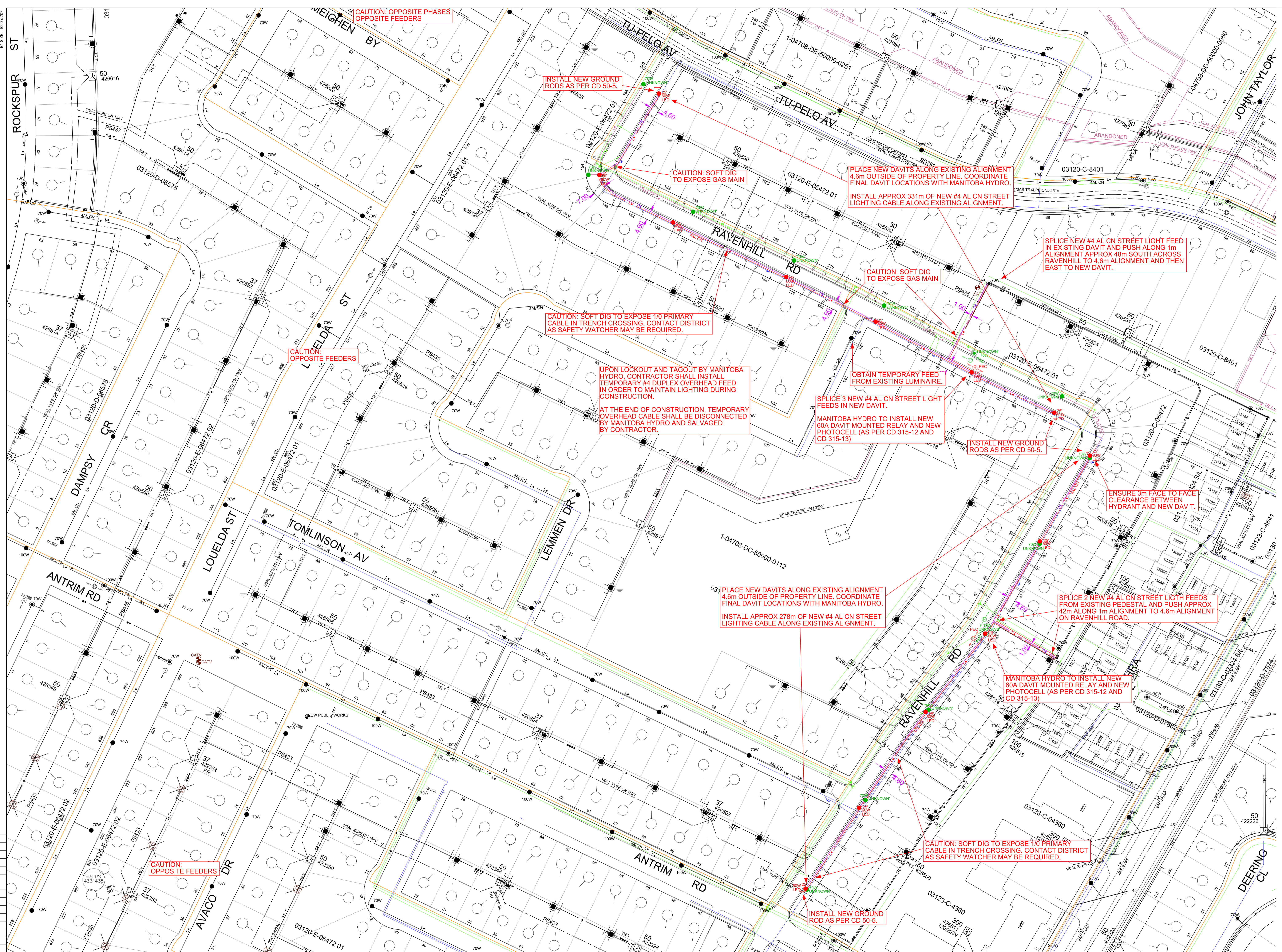
CONTACT "CLICK BEFORE YOU DIG MANITOBA" AT
ClickBeforeYouDigMB.com
THREE FULL WORKING DAYS
 PRIOR TO CONSTRUCTION FOR LOCATION OF EXISTING WATER, WASTEWATER AND LAND DRAINAGE UTILITIES

PROPOSED SEQUENCE OF CONSTRUCTION:
 - MH STAFF SHALL DISCONNECT AND ISOLATE THE EXISTING STREET LIGHT POLE OR POLES TO BE REPLACED.
 - CONTRACTOR TO INSTALL TEMPORARY OH FEEDS BETWEEN EXISTING POLES.
 - MH STAFF TO INSTALL FINAL DROP FROM EXISTING POLE TO SOURCE AND ENERGIZE.
 - CONTRACTOR TO INSTALL NEW POLES, UNDERGROUND STREET LIGHT CABLE BETWEEN POLES, GROUND RODS, RELAYS, AND BOTTOM SECTION OF CABLE GUARD AT TOP IF APPLICABLE AND TERMINATE IN HANDLE.
 - MH STAFF TO DISCONNECT AND ISOLATE TEMPORARY OH FEED TO EXISTING POLES, AS WELL AS COMMISSION AND ENERGIZE NEW POLES FROM NEW UNDERGROUND SOURCE.
 - CONTRACTOR TO REMOVE OH FEEDS AND REMOVE EXISTING POLES.

CONTACT	NAME	PHONE
DESIGN	NICK WIELER	799-7642
DISTRICT ENG TECH	JILL SIFAR	360-7467
ENERGY SERVICES ADVISOR	TERRY MCCARTHY	360-4127
LIG CONSTRUCTION	JAYSON WITT	803-1165
OH CONSTRUCTION	WAYNE IRELAND	360-5786
CUSTOMER CONTRACT	RICK PHILLIPS	360-7018
CONNECTIONS	ALVARO SILVA	360-6214
TEMP. STRINGING	TERRY TABAK	360-7521

LEGEND	DESCRIPTION
MAGENTA	PROPOSED TRENCH
RED	PROPOSED OBJECT
PINK	OBJECT TO BE ABANDONED
GREEN	OBJECT TO BE SALVAGED
BLACK	EXISTING OBJECT
LA ANNOTATION	1 - #4 AL CN STREET LIGHTING CABLE
LL ANNOTATION	1 - 1/0 TRIPLEX STREET LIGHTING CABLE

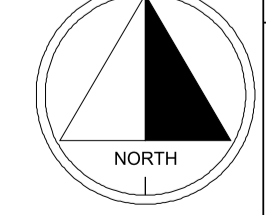
COW TENDER 2015-R-05
PRELIMINARY NOT TO BE USED FOR CONSTRUCTION



NOTE: INDICATION OF ALL UNDERGROUND UTILITIES IS FOR ILLUSTRATIVE PURPOSES ONLY. CONTACT THE APPLICABLE UTILITIES FOR SPECIFIC PLANT LOCATIONS AND CLEARANCES.

INFORMATION PERTAINING TO THE SIZE AND LOCATION OF MANITOBA HYDRO FACILITIES AND INSTALLATIONS IS ILLUSTRATIVE AND SHOULD NOT BE RELIED ON FOR THE PURPOSES OF ANY ACTIVITY BEING CONDUCTED AT OR NEAR THE IDENTIFIED HYDRO INSTALLATIONS. ALL LOCATIONS AND EQUIPMENT MUST BE VERIFIED BY APPROPRIATE HYDRO DISTRICT OFFICES PRIOR TO ANY PHYSICAL ACTIVITY UNDERTAKEN AT OR NEAR HYDRO INSTALLATIONS. A CURRENT WORK CLEARANCE REQUEST FORM CAN BE OBTAINED FROM THE DISTRICT OFFICE AND MUST BE ON SITE PRIOR TO THE COMMENCEMENT OF ANY EXCAVATIONS.

CALL BEFORE YOU DIG!!



DATE	REVISIONS	BY	CHKD.	APP.
1-04707-DD-50000-0243	REAY CR ROAD RENEWAL			
1-04707-DD-50000-0244	CHELSEA AVE ROAD RENEWAL			
1-04707-DD-50000-0245	NEIL AVE ROAD RENEWAL			

DRAWN	NTW
CHECK	
SCALE	1:851
DATE	2015/01/20

AREA NUMBER	5306	MANITOBA HYDRO DISTRIBUTION PLANNING & DESIGN
STATION NUMBER	1073	WBS # P:24446 NETWORK # 4302936
FEEDER NUMBER	PS435	DISTRICT: RIVER EAST
SYSTEM VOLTAGE	7.2/12.47 KV	2015 STREET LIGHT RENEWAL PROJECTS
		RAVENHILL RD FROM TU-PELO AVE TO ANTRIM RD
		CONTRACTOR TO REPLACE EXISTING UNDERGROUND STREET LIGHTING PLANT
		1-04707-DD-50000-0242

FOR MICROFILM USE ONLY