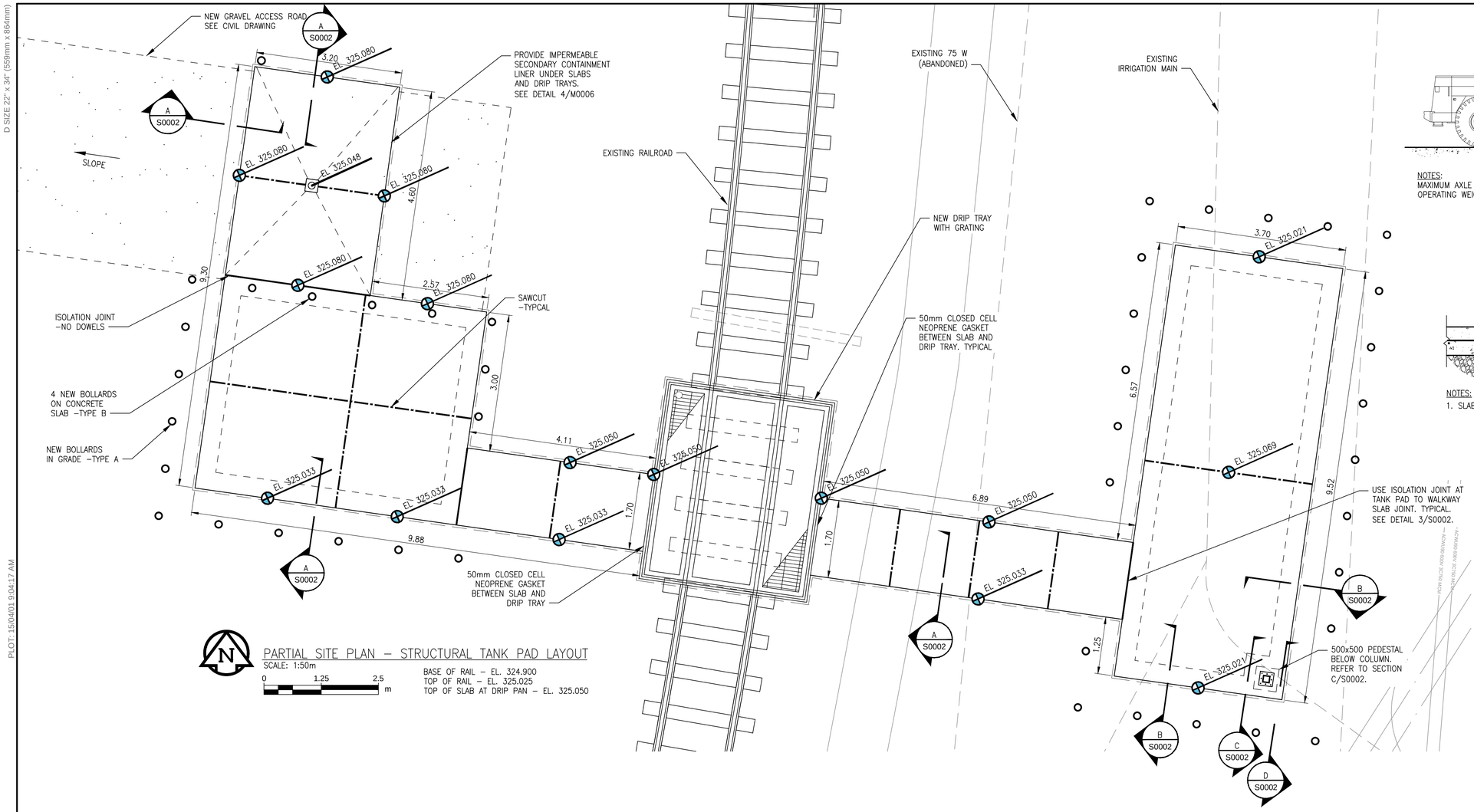

PARTIAL SITE PLAN – STRUCTURAL TANK PAD LAYOUT
SCALE: 1:50m
0 1.25 2.5 m

BASE OF RAIL – EL. 324.900
TOP OF RAIL – EL. 325.025
TOP OF SLAB AT DRIP PAN – EL. 325.050

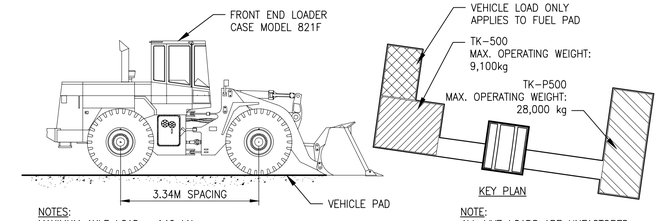

NOTES:
MAXIMUM AXLE LOAD: 140 kN
OPERATING WEIGHT: 18,000 kg

NOTE:
ALL LIVE LOADS ARE UNFACTORED OPERATING WEIGHTS.

1 S0002 LIVE LOAD KEY PLAN AND DESIGN VEHICLE
SCALE NTS

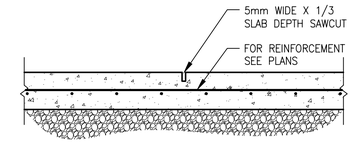

NOTES:
1. SLAB–ON–GRADE CONTROL JOINT SPACING SHOWN ON PLAN.

2 S0002 SLAB SAWCUT DETAIL
SCALE NTS

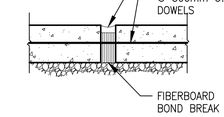

3 S0002 ISOLATION JOINT DETAIL
SCALE NTS

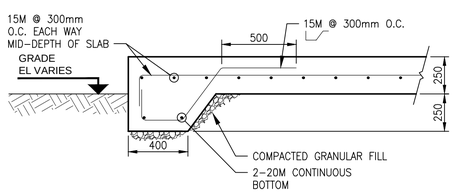

A S0002 SLAB ON–GRADE REINFORCMENT
SCALE 1:20

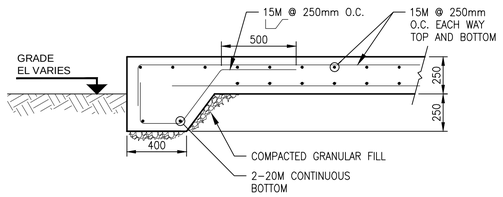

B S0002 SLAB ON–GRADE REINFORCMENT
SCALE 1:20

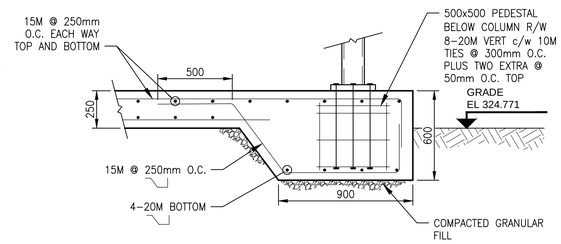

C S0002 SLAB ON–GRADE PEDESTAL
SCALE 1:20

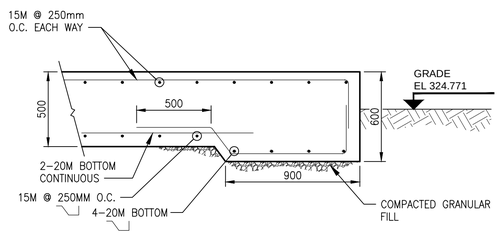

D S0002 SLAB ON–GRADE THICKENING
SCALE 1:20

GENERAL NOTES

1. ALL UTILITIES IN AREA OF EXCAVATION TO BE LOCATED; SOFT DIG TO CONFIRM UTILITIES.

BID OPPORTUNITY NO. 231-2015

DRAWING NUMBER	REFERENCE DRAWINGS
1-0600A-M0006-001-00	MECHANICAL - DIESEL FUEL SYSTEM SECTION AND DETAILS
1-0600A-S0003-001-00	STRUCTURAL - TANK SLAB DETAILS
1-0600A-S0001-001-00	STRUCTURAL - GENERAL NOTES AND ABBREVIATIONS
1-0600A-C0001-001-00	CIVIL - SITE PLAN DEMOLITION AND NEW FUEL STORAGE LAYOUT

APEGM
Certificate of Authorization
AECOM Canada Ltd.
No. 4671 Date: 1-APR-2015

LOCATION APPROVED
UNDERGROUND STRUCTURES
SUPR. U/G STRUCTURES COMMITTEE DATE

NOTE:
LOCATION OF UNDERGROUND STRUCTURES AS SHOWN ARE BASED ON THE BEST INFORMATION AVAILABLE. BUT NO GUARANTEE IS GIVEN THAT ALL EXISTING UTILITIES ARE SHOWN OR THAT THE GIVEN LOCATIONS ARE EXACT. CONFIRMATION OF EXISTENCE AND EXACT LOCATION OF ALL SERVICES MUST BE OBTAINED FROM THE INDIVIDUAL UTILITIES BEFORE PROCEEDING WITH CONSTRUCTION.

NO.	REVISIONS	YY/MM/DD	BY
0	ISSUED FOR TENDER, BID OPP. 231-2015	15/04/13	DRL

AECOM

DESIGNED BY	LT	CHECKED BY	CG
DRAWN BY	DRL	APPROVED BY	
HOR. SCALE	AS NOTED	RELEASED FOR CONSTRUCTION	
VERT. SCALE			
DATE		DATE	

PROFESSIONAL'S SEAL
PROVINCE OF MANITOBA
C. J. CENTNER
Member
21688
REGISTERED PROFESSIONAL ENGINEER

CONSULTANT DRAWING NO.
S0002

Winnipeg

THE CITY OF WINNIPEG
WATER AND WASTE DEPARTMENT

SHOAL LAKE
INTAKE FUEL STORAGE AND DELIVERY SYSTEM REHABILITATION
STRUCTURAL
DIESEL AND GASOLINE FUEL TANK SLAB AND SECTIONS

SHEET 3 OF 22
CITY DRAWING NUMBER
1-0600A-S0002-001 REV 0

D SIZE 22" x 34" (559mm x 864mm)
PLOT: 15/04/01 9:04:17 AM
AECOM FILE NAME: S0002.dwg Saved By: landersd
AECOM REVIEW | DRFT CHK