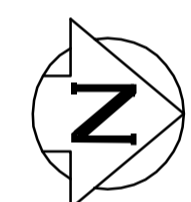


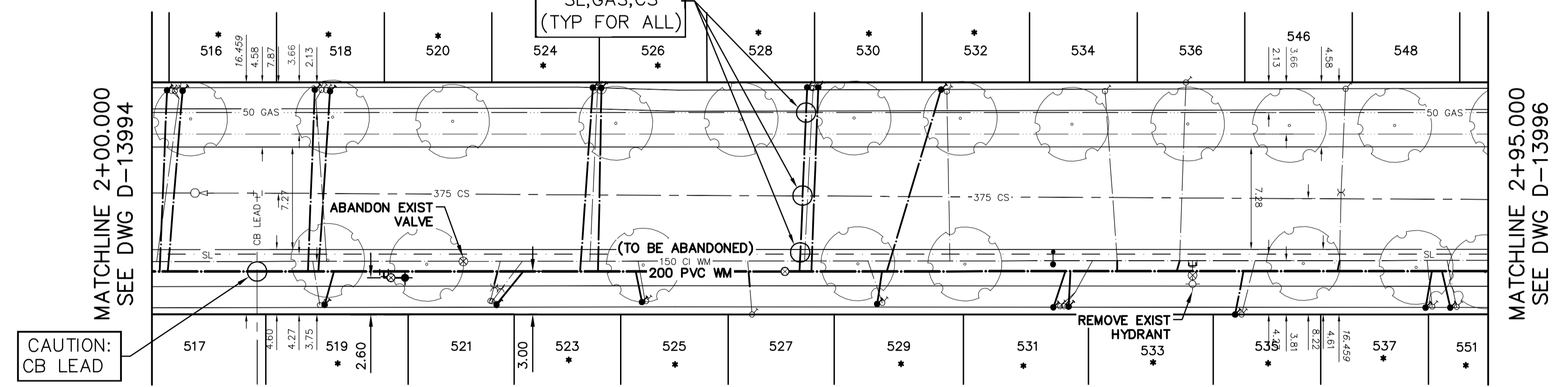
NOTE: CHAINAGES SHOWN ARE ALONG E. ℓ OF BEVERLEY STREET



BEVERLEY STREET

CAUTION: GAS ON E SIDE OF BEVERLEY ST

CAUTION: SL, GAS, CS (TYP FOR ALL)

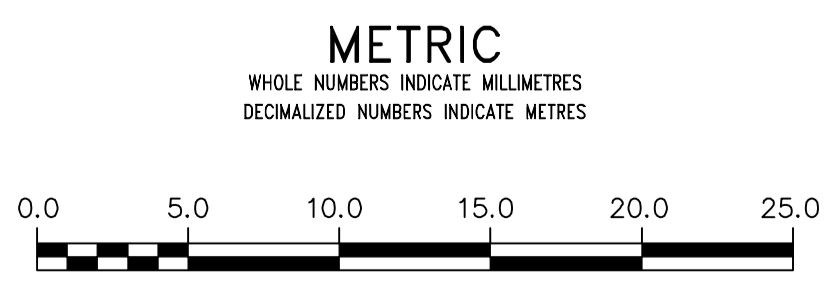


WATER SERVICE INFORMATION

ADDRESS	SIZE (mm) MATERIAL (STREET)	SIZE (mm) MATERIAL (PROP.)	SHORT & LONG MEASUREMENT	CORP. LOCATION	REMARKS
476 BEVERLEY ST	20	20	2.77 NSL HSE	0.6 S OF S/C	RECONNECT SERVICE
476-B BEVERLEY ST	20	20	2.77 NSL HSE	0.6 S OF S/C	RECONNECT SERVICE
478 BEVERLEY ST	20	20	2.77 NSL HSE	0.6 S OF S/C	RECONNECT SERVICE
479 BEVERLEY ST	12	12	OPP NL HSE	OPP OF S/C	RENEW TO PL W/20 CU
483 BEVERLEY ST	20	20	74.589 NNL ELLICE AVE	0.5 N OF S/C	RENEW TO PL W/20 CU
484 BEVERLEY ST	16	20	76.272 NNL ELLICE AVE	2.8 N OF S/C	RENEW TO PL W/20 CU
485 BEVERLEY ST	12	12	76.272 NNL ELLICE AVE	1.3 N OF S/C	RENEW TO PL W/20 CU
486 BEVERLEY ST	16	12	OPP SL HSE	OPP OF S/C	RENEW TO PL W/20 CU
488 BEVERLEY ST	20	12	89.561 NNL ELLICE AVE	0.7 S OF S/C	RECONNECT SERVICE
490 BEVERLEY ST	20	12	85.924 NNL ELLICE AVE	OPP OF S/C	RECONNECT SERVICE
491 BEVERLEY ST	20	12	1.04 SSL HSE	OPP OF S/C	RECONNECT SERVICE
492 BEVERLEY ST	20	12	96.211 NNL ELLICE AVE	1.2 S OF S/C	RECONNECT SERVICE
493 BEVERLEY ST	12	12	104.206 NNL ELLICE AVE	0.3 N OF S/C	RECONNECT SERVICE
496 BEVERLEY ST	20	20	1.88 NSL HSE	0.6 S OF S/C	RECONNECT SERVICE
498 BEVERLEY ST	20	20	114.043 NNL ELLICE AVE	2.3 N OF S/C	RECONNECT SERVICE
500 BEVERLEY ST	16	12	OPP NL HSE	OPP OF S/C	RENEW TO PL W/20 CU
501 BEVERLEY ST	20	20	119.846 NNL ELLICE AVE	1.6 S OF S/C	RENEW TO PL W/20 CU
502 BEVERLEY ST	16	12	135.095 NNL ELLICE AVE	2.9 N OF S/C	RECONNECT SERVICE
503 BEVERLEY ST	20	12	OPP SL HSE	OPP OF S/C	RENEW TO PL W/20 CU
504 BEVERLEY ST	16	20	135.095 NNL ELLICE AVE	1.6 S OF S/C	RECONNECT SERVICE
505 BEVERLEY ST	20	12	3.02 SNL HSE	OPP OF S/C	RECONNECT SERVICE
506 BEVERLEY ST	16	20	132.146 NNL ELLICE AVE	1.1 S OF S/C	RENEW/SPILT W/20 CU
507 BEVERLEY ST	20	20	1.86 NSL HSE	2.6 S OF S/C	RENEW TO PL W/20 CU
508 BEVERLEY ST	20	20	150.734 NNL ELLICE AVE	1.1 S OF S/C	RENEW/SPILT W/20 CU
509 BEVERLEY ST	20	12	1.99 SSL HSE	1.1 S OF S/C	RENEW TO PL W/20 CU
511 BEVERLEY ST	20	20	135.992 NNL ELLICE AVE	1.1 S OF S/C	RENEW/SPILT W/20 CU
513 BEVERLEY ST	16	12	OPP SL HSE	OPP OF S/C	RENEW TO PL W/20 CU
514 BEVERLEY ST	20	20	149.566 NNL ELLICE AVE	1.3 S OF S/C	RECONNECT SERVICE
516 BEVERLEY ST	20	12	1.98 NSL HSE	0.5 S OF S/C	RECONNECT SERVICE
517 BEVERLEY ST	16	12	159.598 NNL ELLICE AVE	0.7 N OF S/C	RENEW TO PL W/20 CU
518 BEVERLEY ST	20	12	175.700 NNL ELLICE AVE	1.3 N OF S/C	RENEW/SPILT W/20 CU
519 BEVERLEY ST	12	20	180.150 NNL ELLICE AVE	1.3 N OF S/C	RENEW/SPILT W/20 CU
520 BEVERLEY ST	16	20	180.150 NNL ELLICE AVE	1.3 N OF S/C	RENEW/SPILT W/20 CU
521 BEVERLEY ST	20	12	180.150 NNL ELLICE AVE	1.3 N OF S/C	RENEW/SPILT W/20 CU
522 BEVERLEY ST	20	20	180.150 NNL ELLICE AVE	1.3 N OF S/C	RENEW/SPILT W/20 CU
523 BEVERLEY ST	20	20	180.150 NNL ELLICE AVE	1.3 N OF S/C	RENEW/SPILT W/20 CU
524 BEVERLEY ST	16	20	180.150 NNL ELLICE AVE	1.3 N OF S/C	RENEW/SPILT W/20 CU
525 BEVERLEY ST	20	20	180.150 NNL ELLICE AVE	1.3 N OF S/C	RENEW/SPILT W/20 CU
526 BEVERLEY ST	20	20	180.150 NNL ELLICE AVE	1.3 N OF S/C	RENEW/SPILT W/20 CU
527 BEVERLEY ST	20	12	180.150 NNL ELLICE AVE	1.3 N OF S/C	RENEW/SPILT W/20 CU
528 BEVERLEY ST	12	12	180.150 NNL ELLICE AVE	1.3 N OF S/C	RENEW/SPILT W/20 CU
529 BEVERLEY ST	20	12	180.150 NNL ELLICE AVE	1.3 N OF S/C	RENEW/SPILT W/20 CU
530 BEVERLEY ST	12	12	180.150 NNL ELLICE AVE	1.3 N OF S/C	RENEW/SPILT W/20 CU
531 BEVERLEY ST	20	12	180.150 NNL ELLICE AVE	1.3 N OF S/C	RENEW/SPILT W/20 CU
532 BEVERLEY ST	12	12	180.150 NNL ELLICE AVE	1.3 N OF S/C	RENEW/SPILT W/20 CU
533 BEVERLEY ST	20	12	180.150 NNL ELLICE AVE	1.3 N OF S/C	RENEW/SPILT W/20 CU
534 BEVERLEY ST	20	20	180.150 NNL ELLICE AVE	1.3 N OF S/C	RENEW/SPILT W/20 CU
535 BEVERLEY ST	20	20	180.150 NNL ELLICE AVE	1.3 N OF S/C	RENEW/SPILT W/20 CU
536 BEVERLEY ST	20	12	180.150 NNL ELLICE AVE	1.3 N OF S/C	RENEW/SPILT W/20 CU
537 BEVERLEY ST	20	20	180.150 NNL ELLICE AVE	1.3 N OF S/C	RENEW/SPILT W/20 CU
538 BEVERLEY ST	20	20	180.150 NNL ELLICE AVE	1.3 N OF S/C	RENEW/SPILT W/20 CU
539 BEVERLEY ST	20	20	180.150 NNL ELLICE AVE	1.3 N OF S/C	RENEW/SPILT W/20 CU
540 BEVERLEY ST	20	20	180.150 NNL ELLICE AVE	1.3 N OF S/C	RENEW/SPILT W/20 CU
541 BEVERLEY ST	20	20	180.150 NNL ELLICE AVE	1.3 N OF S/C	RENEW/SPILT W/20 CU
542 BEVERLEY ST	20	20	180.150 NNL ELLICE AVE	1.3 N OF S/C	RENEW/SPILT W/20 CU
543 BEVERLEY ST	20	20	180.150 NNL ELLICE AVE	1.3 N OF S/C	RENEW/SPILT W/20 CU
544 BEVERLEY ST	20	20	180.150 NNL ELLICE AVE	1.3 N OF S/C	RENEW/SPILT W/20 CU
545 BEVERLEY ST	20	20	180.150 NNL ELLICE AVE	1.3 N OF S/C	RENEW/SPILT W/20 CU
546 BEVERLEY ST	20	20	180.150 NNL ELLICE AVE	1.3 N OF S/C	RENEW/SPILT W/20 CU
547 BEVERLEY ST	20	20	180.150 NNL ELLICE AVE	1.3 N OF S/C	RENEW/SPILT W/20 CU
548 BEVERLEY ST	20	20	180.150 NNL ELLICE AVE	1.3 N OF S/C	RENEW/SPILT W/20 CU
549 BEVERLEY ST	20	20	180.150 NNL ELLICE AVE	1.3 N OF S/C	RENEW/SPILT W/20 CU
550 BEVERLEY ST	20	12	180.150 NNL ELLICE AVE	1.3 N OF S/C	RENEW/SPILT W/20 CU
551 BEVERLEY ST	12	12	180.150 NNL ELLICE AVE	1.3 N OF S/C	RENEW/SPILT W/20 CU
552 BEVERLEY ST	20	12	180.150 NNL ELLICE AVE	1.3 N OF S/C	RENEW/SPILT W/20 CU
553 BEVERLEY ST	20	20	180.150 NNL ELLICE AVE	1.3 N OF S/C	RENEW/SPILT W/20 CU
554 BEVERLEY ST	20	20	180.150 NNL ELLICE AVE	1.3 N OF S/C	RENEW/SPILT W/20 CU
555 BEVERLEY ST	20	20	180.150 NNL ELLICE AVE	1.3 N OF S/C	RENEW/SPILT W/20 CU
556 BEVERLEY ST	20	20	180.150 NNL ELLICE AVE	1.3 N OF S/C	RENEW/SPILT W/20 CU
557 BEVERLEY ST	20	20	180.150 NNL ELLICE AVE	1.3 N OF S/C	RENEW/SPILT W/20 CU
558 BEVERLEY ST	20	20	180.150 NNL ELLICE AVE	1.3 N OF S/C	RENEW/SPILT W/20 CU
559 BEVERLEY ST	20	20	180.150 NNL ELLICE AVE	1.3 N OF S/C	RENEW/SPILT W/20 CU
560 BEVERLEY ST	20	20	180.150 NNL ELLICE AVE	1.3 N OF S/C	RENEW/SPILT W/20 CU
561 BEVERLEY ST	20	20	180.150 NNL ELLICE AVE	1.3 N OF S/C	RENEW/SPILT W/20 CU
562 BEVERLEY ST	20	20	180.150 NNL ELLICE AVE	1.3 N OF S/C	RENEW/SPILT W/20 CU
563 BEVERLEY ST	20	20	180.150 NNL ELLICE AVE	1.3 N OF S/C	RENEW/SPILT W/20 CU
564 BEVERLEY ST	20	20	180.150 NNL ELLICE AVE	1.3 N OF S/C	RENEW/SPILT W/20 CU
565 BEVERLEY ST	20	20	180.150 NNL ELLICE AVE	1.3 N OF S/C	RENEW/SPILT W/20 CU
566 BEVERLEY ST	20	20	180.150 NNL ELLICE AVE	1.3 N OF S/C	RENEW/SPILT W/20 CU
567 BEVERLEY ST	20	20	180.150 NNL ELLICE AVE	1.3 N OF S/C	RENEW/SPILT W/20 CU
568 BEVERLEY ST	20	20	180.150 NNL ELLICE AVE	1.3 N OF S/C	RENEW/SPILT W/20 CU
569 BEVERLEY ST	20	20	180.150 NNL ELLICE AVE	1.3 N OF S/C	RENEW/SPILT W/20 CU
570 BEVERLEY ST	20	20	180.150 NNL ELLICE AVE	1.3 N OF S/C	RENEW/SPILT W/20 CU
571 BEVERLEY ST	20	12	180.150 NNL ELLICE AVE	1.3 N OF S/C	RECONNECT SERVICE
572 BEVERLEY ST	20	12	180.150 NNL ELLICE AVE	1.3 N OF S/C	RECONNECT SERVICE

* SERVICES TO BE RENEWED TO PL. ALL OTHERS TO BE RECONNECTED

VALVES COUNTER-CLOCKWISE TO CLOSE (RED OPERATING NUT) FOR INDEX SEE D-13993



WARNING
IF POWER EQUIPMENT OR EXPLOSIVES ARE TO BE USED FOR EXCAVATION ON THIS PROJECT THE CONTRACTOR MUST:
1) NOTIFY THE GAS COMPANY OF THE PROPOSED LOCATION OF EXCAVATION.
2) TAKE PRECAUTION TO AVOID DAMAGE TO GAS COMPANY INSTALLATIONS.
SEE PROVINCIAL REGULATION 210/72 FOR DETAILS

LOCATION APPROVED
UNDERGROUND STRUCTURES
SUPV. U/G STRUCTURES COMMITTEE DATE
NOTE: LOCATION OF UNDERGROUND STRUCTURES AS SHOWN ARE BASED ON THE BEST INFORMATION AVAILABLE BUT NO GUARANTEE IS GIVEN THAT ALL EXISTING UTILITIES ARE SHOWN OR THAT THE GIVEN LOCATIONS ARE EXACT. CONFIRMATION OF EXISTENCE AND EXACT LOCATION OF ALL SERVICES MUST BE OBTAINED FROM THE INDIVIDUAL UTILITIES BEFORE PROCEEDING WITH CONSTRUCTION.

B.M. ELEV.	CONSTRUCTION COMPLETION DATE: YYYY MM DD
DESIGNED BY: MJK	CHECKED BY: SC
DRAWN BY: RS	APPROVED BY: KZ
SCALE: HORIZONTAL 1:250 VERTICAL 1:50	RELEASED FOR CONSTRUCTION
NO.	REVISIONS
DATE	BY
DATE	2015 05 07

ENGINEER'S SEAL
ORIGINAL SIGNED BY S.R.J. COURNOYER 15/05/07
CONSULTANT DRAWING NUMBER

THE CITY OF WINNIPEG
WATER AND WASTE DEPARTMENT
ENGINEERING DIVISION
2015 WATERMAIN RENEWALS
BEVERLEY STREET
179 N OF ELLICE AVENUE TO
254 S OF SARGENT AVENUE
SHEET 3 OF 10
CITY DRAWING NUMBER D-13995