





FITZGERALD CRESCENT - LISMER CRESCENT TO LISMER CRESCENT  
SCALE NTS



PEEL CRESCENT - EAGER CRESCENT TO EAGER CRESCENT  
SCALE NTS



LISMER CRESCENT - CULLEN DRIVE TO RANNOCK AVENUE  
SCALE NTS



SHORELINE DRIVE - MARKSBRIDGE DRIVE TO BRENTCLIFFE DRIVE  
SCALE NTS

B.M. ELEV.				ENGINEER'S SEAL		THE CITY OF WINNIPEG PUBLIC WORKS DEPARTMENT ENGINEERING DIVISION	
				DESIGNED BY JT      CHECKED BY BC DRAWN BY JT        APPROVED BY HOR. SCALE: NTS      RELEASED FOR CONSTRUCTION BY: VERTICAL:		CONSULTANT DRAWING NO. CT-01	
0 ISSUED FOR TENDER		2015/04/29		DATE 2015/04/27		LOCATION PLAN OF FITZGERALD CRESCENT, PEEL CRESCENT LISMER CRESCENT AND SHORELINE DRIVE	
NO.	REVISIONS	DATE	BY	DATE	DATE		