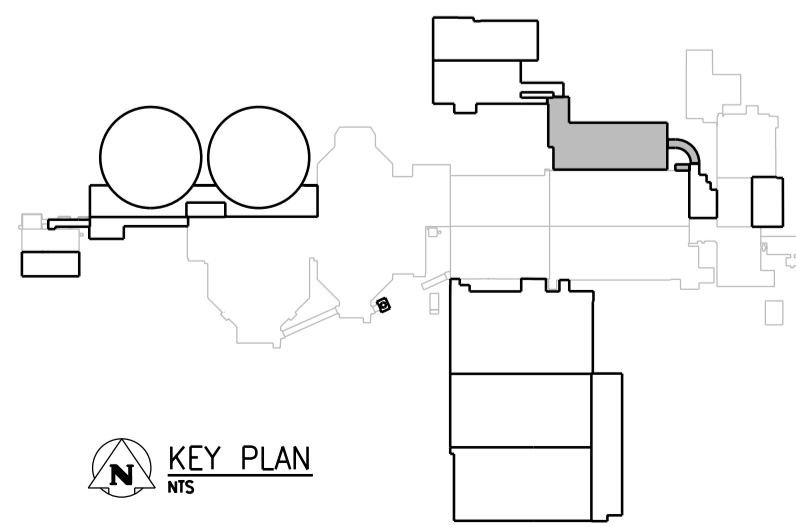
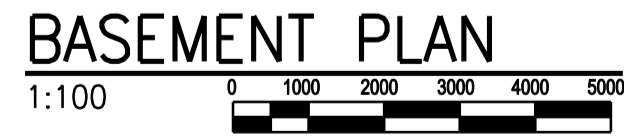



NOTES:

- REFER TO DWG SDTL-A001 FOR GENERAL STRUCTURAL NOTES.
- PROVIDE 200mm THICK VOID FORMS BETWEEN SOIL AND CONCRETE SLABS.
- ELEVATION OF NEW FLOOR TO MATCH ELEVATION OF EXISTING GALLERY 5. FIELD VERIFY ELEVATION. NOTIFY CONTRACT ADMINISTRATOR OF DISCREPANCIES.
- FIELD VERIFY ELEVATION, LOCATION AND CONDITION OF EXISTING PILES. NOTIFY CONTRACT ADMINISTRATOR OF DISCREPANCIES. SEE DWG SFDW-K002 FOR PILE DETAILS.
- DESIGN LIVE LOAD FOR PUMP ROOM AND SERVICE GALLERY IS 15 kPa. DESIGN LIVE LOAD FOR STAIRS IS 5 kPa.
- DESIGN SURCHARGE = 10 kPa.
- "C#" DENOTES COLUMN NUMBER. REFER TO DWG SSCH-K001 FOR COLUMN SCHEDULE.



00	ISSUED FOR TENDER	08/2015	G.O. J.C.
NO.	REVISIONS	DATE	DESIGN CHECK

CH2MHILL.	
SNC-LAVALIN	
DESIGNED BY: E. LUJ	CHECKED BY: R. PARIKH
DRAWN BY: G. OMORI	APPROVED BY: E. LUJ
SCALE: 1:100	ISSUED FOR CONSTRUCTION BY: T. TURZAK
DATE: 2015/08/13	DATE: 2015/08/13
CONSULTANT NO.: 474248	



THE CITY OF WINNIPEG
Winnipeg WATER AND WASTE DEPARTMENT

SOUTH END WATER POLLUTION CONTROL CENTRE
SEWPC UPGRADING/EXPANSION PROJECT
STRUCTURAL
HIGH RATE CLARIFICATION BUILDING
BASEMENT PLAN

CITY DRAWING NUMBER: 1-0102-SGAD-K001 SHEET: 00 REV: A1 SIZE: A1