




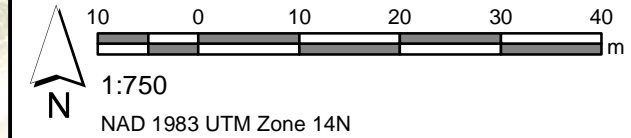
Sonar Required

LEGEND

-  WWS
-  SEWER MANHOLE
-  SEWER CHAMBER

SITE CONSIDERATIONS:
 POST AND CHAIN FENCING ACCESS FROM PARK BAY. CONTROL STRUCTURE EXISTS AT MH.

FLOW CONTROL FROM THE SEWPCC REQUIRED, NOMINAL FLOW APPROX. 20-70MEGL. FLOW REDUCTION FOR



Issue Status: Tender