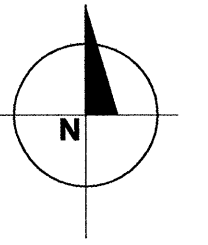


# 1220 PACIFIC AVENUE OFFICE RENOVATION CENTRAL YARDS FIELD SERVICES BUILDING

Ownership of Documents:  
Drawings and specifications as instruments of service are and shall remain the property of the Architect whether the project for which they are made is executed or not. They are not to be used by the owner on other projects or extensions to this project except by agreement in writing and with appropriate compensation to the Architect.

This drawing shall not be scaled. Follow given dimensions only.



**PROJECT DATA:**

**PROJECT DESCRIPTION:**  
DEMOLITION OF EXISTING PARTITIONS BETWEEN OFFICES 1.05 TO 1.07 TO MAKE ROOM FOR 6 OFFICE STAFF WITHIN THE SPACE AND TO PROVIDE INTERIOR DESIGN SERVICES FOR THE OFFICE RENOVATION.

**PROJECT:**  
AGE OF BUILDING: CONSTRUCTED PRE 2000.  
GROSS BUILDING AREA: 4166 m<sup>2</sup> SEPARATED BY 2 HR FIREWALL  
BUILDING WEST - AREA: 1606 m<sup>2</sup> (AREA CONTAINING RENOVATION)  
AREA OF WORK: 81 m<sup>2</sup>  
OCCUPANCY: MULTIPLE - GROUP D + GROUP F3  
BUILDING HEIGHT: ONE STORY  
FACING STREETS: ONE  
CLASSIFICATION: REFERENCE 2010 MBC  
3.2.2.80 - GROUP D, UP TO 2 STOREYS  
3.2.2.83 - GROUP F3, UP TO 2 STOREYS  
0 BETWEEN GROUPS D AND F3  
MAX. BUILDING AREAS:  
GROUP D - 1000 m<sup>2</sup>  
GROUP F3 - 1600 m<sup>2</sup>  
COMBUSTIBLE / NON-COMBUSTIBLE  
45 MINUTE FLOOR AND MEZZANINES  
AND SUPPORTING CONSTRUCTION

**FIRE SEPARATION CONFORMING CONSTRUCTION**

**DRAWING LIST:**

**ARCHITECTURAL**

- A-0 COVER PAGE AND DRAWING LIST
- A-1 DEMOLITION FLOOR PLAN AND REFLECTED CEILING PLAN
- A-2 RENOVATION FLOOR PLAN AND REFLECTED CEILING PLAN
- A-3 ELEVATIONS AND SCHEDULES
- A-4 FLOOR PATTERN AND FURNITURE PLAN
- A-5 SPECIFICATIONS
- A-6 SPECIFICATIONS

**MECHANICAL**

- M-1 MECHANICAL LAYOUT - EXISTING AND NEW CONSTRUCTION, & SPECIFICATIONS

**ELECTRICAL**

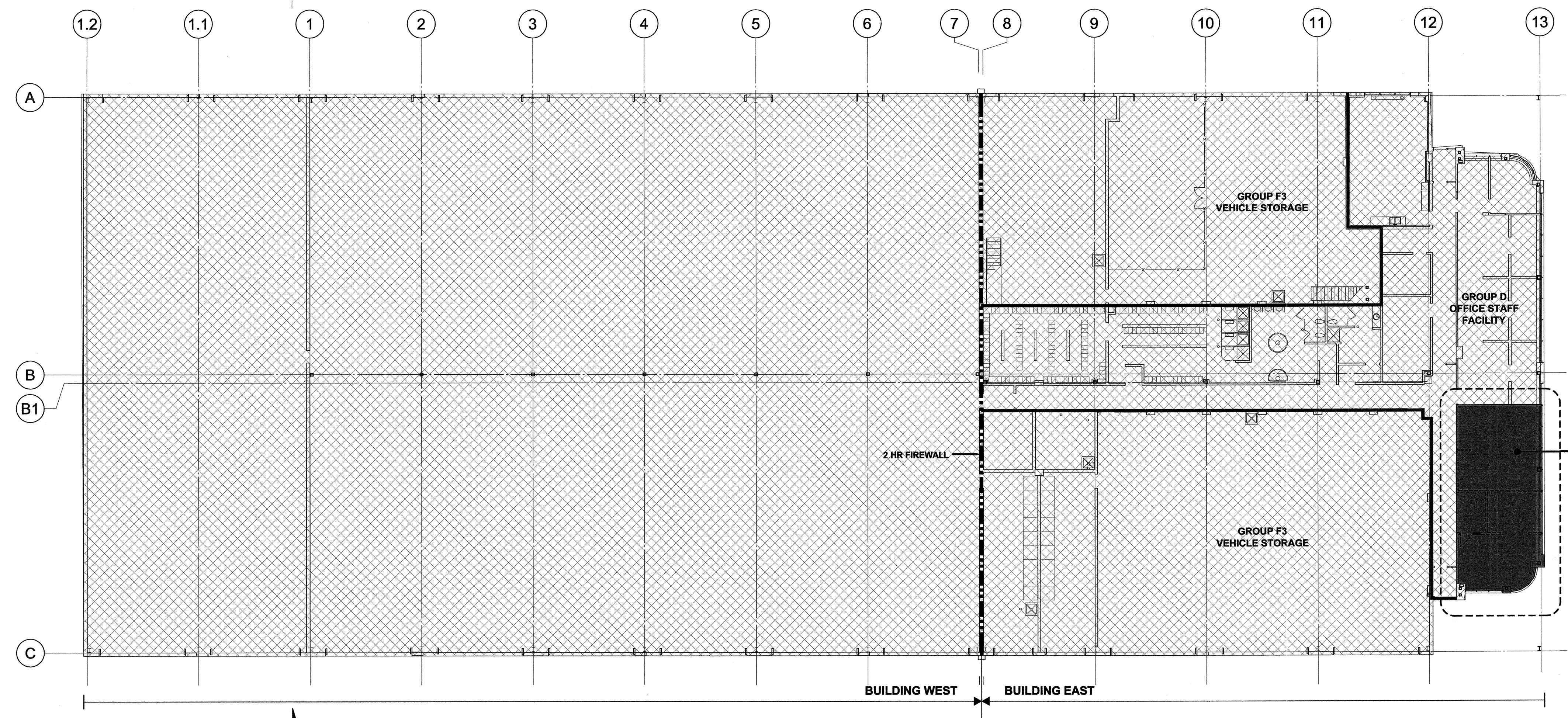
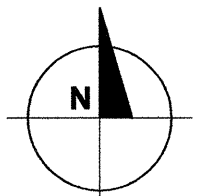
- E-1 POWER, LIGHTING AND TELECOMMUNICATIONS DEMOLITION PLAN AND SYMBOL SCHEDULE
- E-2 POWER, LIGHTING AND TELECOMMUNICATIONS NEW CONSTRUCTION PLAN AND SCHEDULE
- E-3 ELECTRICAL SPECIFICATIONS
- E-4 COMMUNICATIONS SPECIFICATIONS

**CONSULTANTS:**

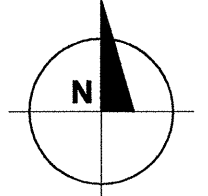
**ARCHITECT / PRIME CONSULTANT**  
**SYNSHYHN ARCHITECTURE INTERIOR DESIGN INC.**  
603 - 63 ALBERT STREET, WINNIPEG MANITOBA R3B 1G4  
T:204-947-1100 F:204-956-5742

**MECHANICAL / ELECTRICAL CONSULTANT**  
**HDK CONSULTING INCORPORATED**  
55 - 81 GARRY STREET, WINNIPEG, MANITOBA R3C 4J9  
T:204-818-0390 T:204-818-0388

1 VICINITY MAP  
A-0 N.T.S.




2 KEY PLAN  
A-0 Scale 1:200



- SYMBOL LEGEND**
- EXISTING DOOR AND FRAME
  - NEW DOOR AND FRAME TO BE INSTALLED
  - 2x4 RECESSED FLUORESCENT LIGHT FIXTURE
  - SUPPLY AIR DIFFUSER
  - RETURN AIR GRILLE
  - EXISTING TO REMAIN

ISSUED FOR  
ISSUED FOR CONSTRUCTION AUGUST 24, 2015



ARCHITECT / PRIME CONSULTANT  
**SYNSHYHN ARCHITECTURE + INTERIOR DESIGN INC.**  
MANITOBA • ALBERTA  
T: 204.947-1100  
F: 204.956-5742  
603-63 Albert Street info@synshyn.com  
Winnipeg, Manitoba  
R3B 1G4 Canada www.synshyn.com

ENGINEERING CONSULTANT  
ENGINEERING CONSULTANT

PROJECT TITLE  
**CENTRAL YARDS FIELD SERVICES BUILDING**  
**1220 PACIFIC AVENUE OFFICE RENOVATION**  
1220 PACIFIC AVE. WINNIPEG MANITOBA  
DRAWING TITLE  
**723-2015 COVER PAGE AND DRAWING LIST\_A0-R0**

DESIGNED BY JN DRAWN BY AK  
ISSUE DATE 08-24-2015 REVISION No. 0  
PROJECT No. 15004 DRAWING No. A-0