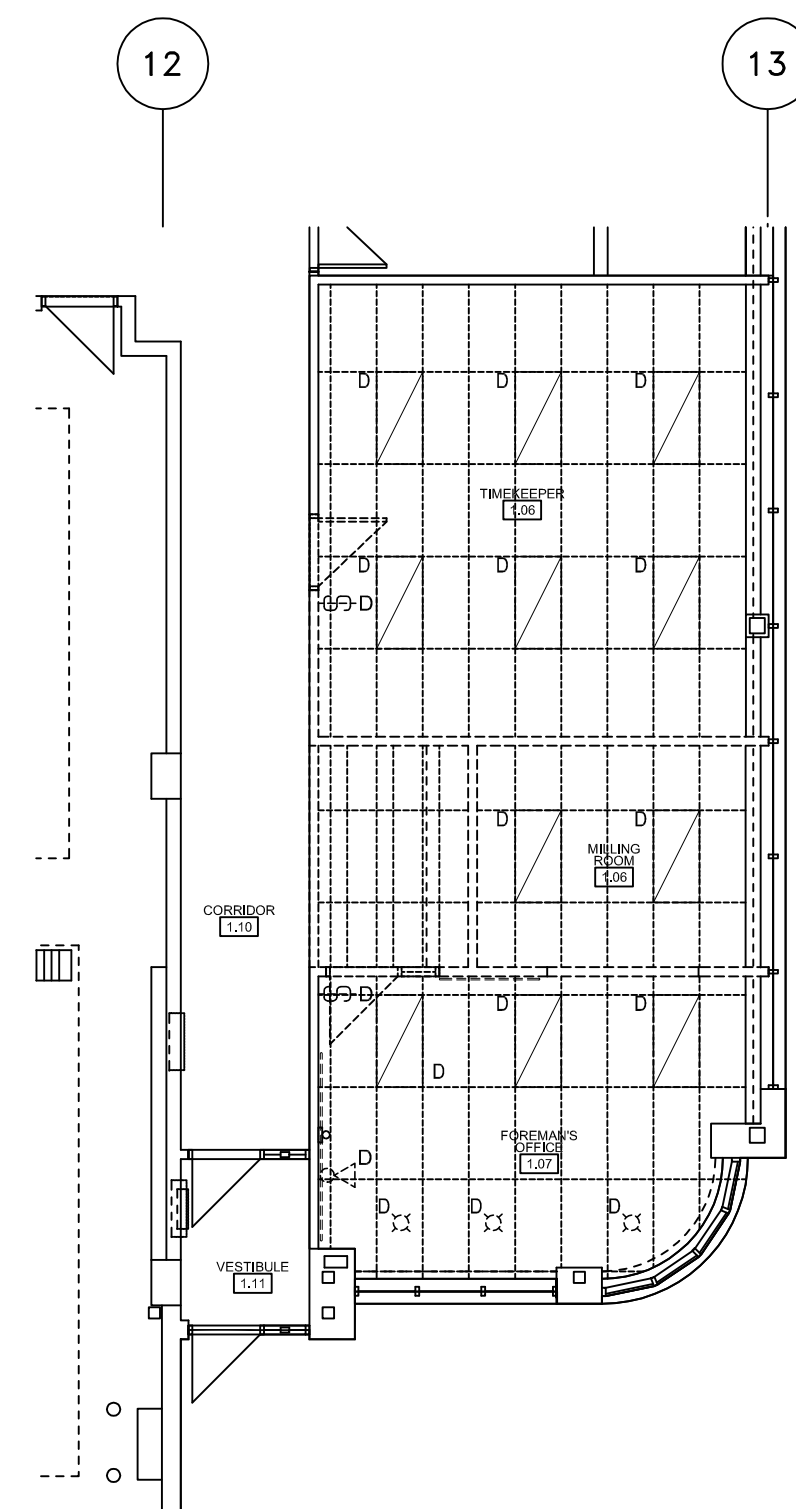
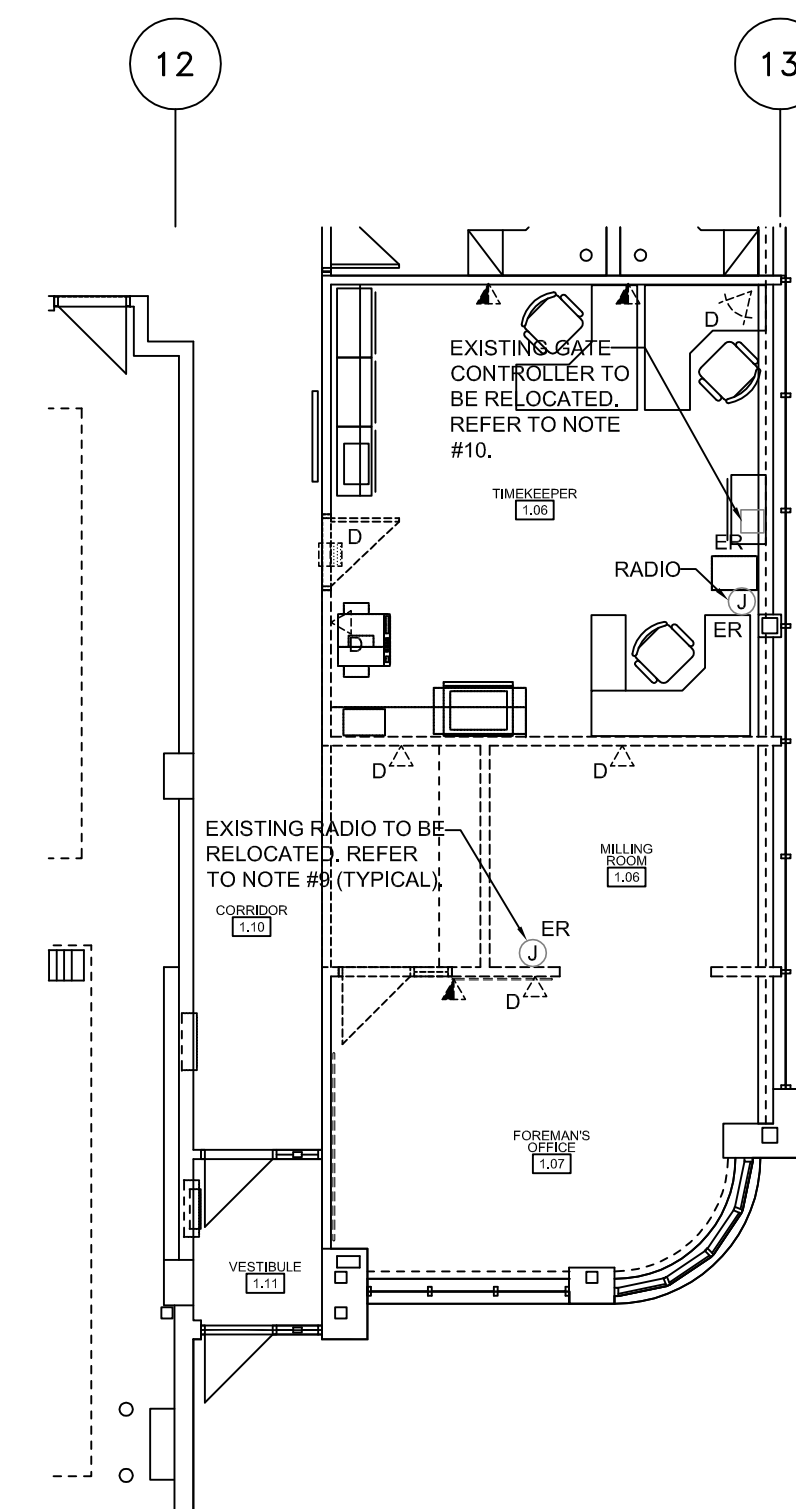


2 POWER DEMOLITION PLAN
E-1 1:100



3 LIGHTING DEMOLITION PLAN
E-1 1:100

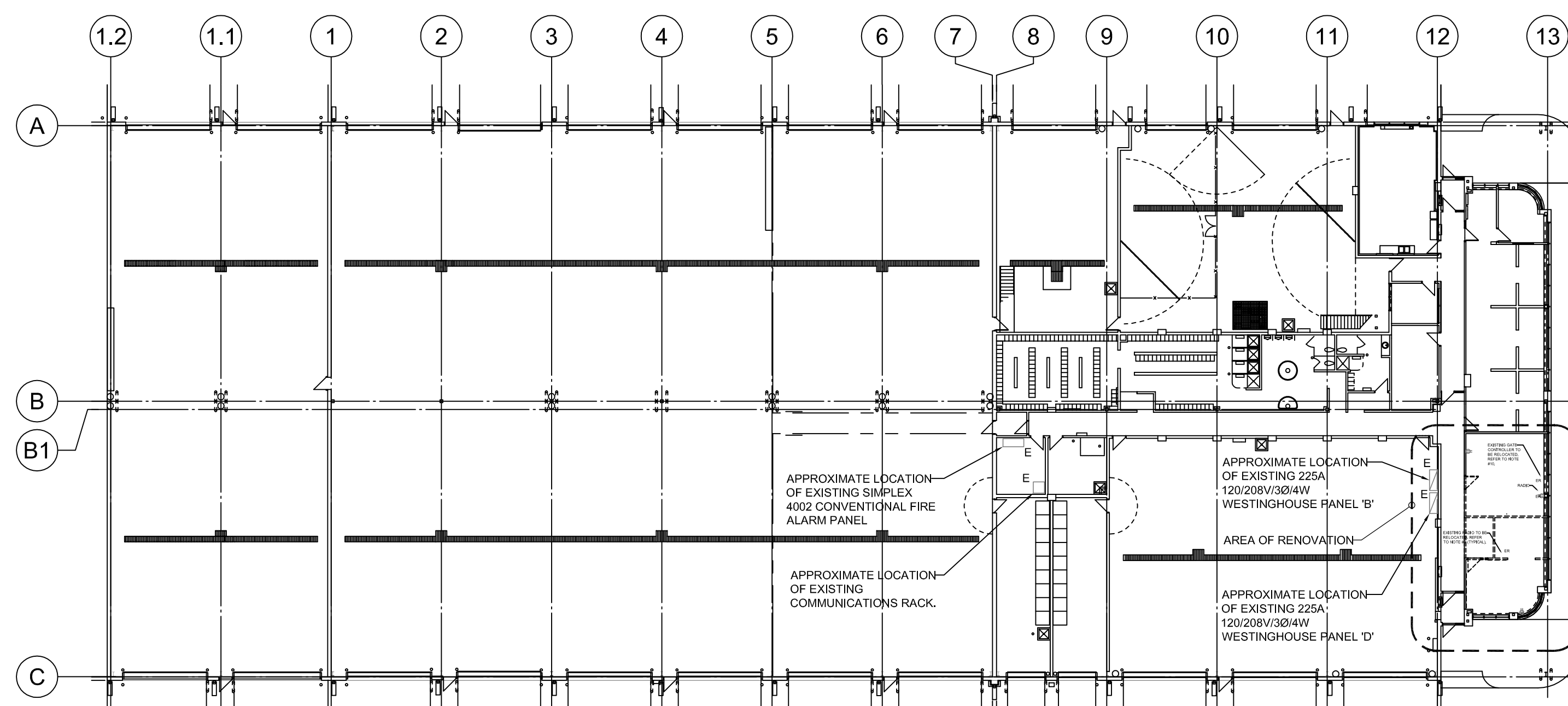


4 TELECOM DEMOLITION PLAN
E-1 1:100

GENERAL NOTES:

1. MAINTAIN THE INTEGRITY OF ALL EXISTING SYSTEMS REQUIRED TO REMAIN OPERATIONAL. IDENTIFY ALL CIRCUIT BREAKERS, WIRING, JUNCTION BOXES AND DEVICES PRIOR TO PROCEEDING WITH WORK. CONTACT CONTRACT ADMINISTRATOR IF UNSURE BEFORE SHUTDOWNS, DEMOLITION OR RELOCATION OF ANY DEVICES.
2. ALL ITEMS SHOWN DASHED WITH AN 'E' ARE EXISTING AND ARE TO REMAIN. ITEMS SHOWN DASHED WITH A 'D' ARE TO BE DISCONNECTED AND DEMOLISHED AND HAVE ALL ASSOCIATED WIRE AND CONDUIT REMOVED BACK TO SOURCE.
3. WIRE AND CONDUIT SERVING DEVICES REQUIRED TO REMAIN IN USE SHALL BE RE-ROUTED AND DIVERTED AS REQUIRED TO MAINTAIN OPERATION, EXTEND, RE-ROUTE, RE-WIRE AND RE-CONNECT AS REQUIRED. CONFIRM EXISTING ON SITE.
4. PATCH AND SEAL ALL NEW FLOORWALL PENETRATIONS (BOTH SIDES) WITH APPROVED CSA WEATHERPROOF AND/OR FIREPROOF SEALANT. RESTORE BUILDING TO ORIGINAL CONDITION. REPAIR VAPOUR BARRIER WHERE REQUIRED. REFER TO FIRESTOPPING SPECIFICATION.
5. NOT ALL EXISTING DEVICES AND EQUIPMENT ARE SHOWN ON ELECTRICAL DRAWINGS. ELECTRICAL SUBCONTRACTOR IS RESPONSIBLE FOR CONFIRMING ALL EXISTING AND DEMOLITION ITEMS AND ALSO CONFIRM AND VERIFY ON SITE THE EXTENT OF RENOVATION PRIOR TO PROCEEDING TO MAKE MODIFICATIONS. ELECTRICAL SUBCONTRACTOR TO REMOVE AND/OR RELOCATE ALL EXISTING ELECTRICAL DEVICES SHOWN OR NOT LOCATED ON WALLS, CEILING OR PORTIONS OF THE BUILDING BEING DEMOLISHED, MODIFIED OR REQUIRED TO BE ALTERED TO COMPLETE PROJECT.
6. ALL EXISTING DEVICES NOT BEING REUSED ARE TO BE TURNED OVER TO THE CITY'S SPECIFIED LOCATION(S). CONTACT CONTRACT ADMINISTRATOR TO VERIFY LOCATION.
7. PROVIDE BLANK STAINLESS STEEL COVERPLATES FOR ALL ABANDONED ITEMS ON WALLS.
8. ELECTRICAL SUBCONTRACTOR TO REPORT ANY DISCREPANCIES TO CONTRACT ADMINISTRATOR IN ADVANCE.
9. EXISTING RADIO TO BE RELOCATED, EXTEND, RE-ROUTE, REWIRE AND RECONNECT TO SUIT NEW LOCATION. CONFIRM FINAL LOCATION WITH CONTRACT ADMINISTRATOR PRIOR TO ROUGHING-IN.
10. EXISTING GATE CONTROLLER TO BE RELOCATED, EXTEND, RE-ROUTE, REWIRE AND RE-CONNECT TO SUIT NEW LOCATION. CONFIRM FINAL LOCATION WITH CONTRACT ADMINISTRATOR PRIOR TO ROUGHING-IN.
11. ALL EXISTING PERIMETER BASEBOARD HEATING TO REMAIN. REFER TO MECHANICAL DRAWINGS FOR THERMOSTAT RELOCATIONS.

SYMBOL SCHEDULE	
D	DENOTES EXISTING DEVICE TO BE DEMOLISHED
E	DENOTES EXISTING DEVICE TO REMAIN
ER	DENOTES EXISTING DEVICE TO BE RELOCATED
R	DENOTES EXISTING DEVICE IN NEW LOCATION (RELOCATED)
---	DASHED LINETYPE DENOTES EXISTING DEVICE
	FLUORESCENT RECESSED MOUNT LUMINAIRE TYPE 'A'
	PANELBOARD
	DUPLEX RECEPTACLE
	QUAD RECEPTACLE
	1 GANG SWITCH
	ELECTRIC BASEBOARD HEATER
	VOICE/DATA OUTLET
	TEL OUTLET
	DATA OUTLET
	EMERGENCY LIGHTING BATTERY BANK C/W DUAL REMOTE HEADS
	EMERGENCY LIGHTING DUAL REMOTE HEADS
	PRE-WIRED FURNITURE RECEPTACLE
	JUNCTION BOX
	FIRE ALARM SMOKE DETECTOR
	EXIT SIGN C/W CHEVRONS, DIRECTION AS INDICATED ON DRAWINGS.



1 KEYPLAN
E-1 1:300

ISSUED FOR

ISSUED FOR CONSTRUCTION AUGUST 24, 2015

SEAL



ARCHITECT / PRIME CONSULTANT

SYNYSHYN
ARCHITECTURE + INTERIOR DESIGN INC.

MANITOBA • ALBERTA

T: 204.947-1100
F: 204.956-5742

603-63 Albert Street Winnipeg, Manitoba R3B 1G4 Canada info@synyshyn.com www.synyshyn.com

ENGINEERING CONSULTANT



PROJECT TITLE

CENTRAL YARDS FIELD SERVICES BUILDING

1220 PACIFIC AVENUE OFFICE RENOVATION

1220 PACIFIC AVE. WINNIPEG MANITOBA

DRAWING TITLE

723-2015_POWER, LIGHTING AND TELECOMMUNICATIONS DEMOLITION PLAN AND SYMBOL SCHEDULE_E1-R0

DESIGNED BY HCC DRAWN BY PL

ISSUE DATE 08-24-2015 REVISION No. 0

PROJECT No. 15040 DRAWING No. E1

NOTE: THIS DRAWING SUPERCEDES ALL PREVIOUSLY ISSUED DRAWINGS.