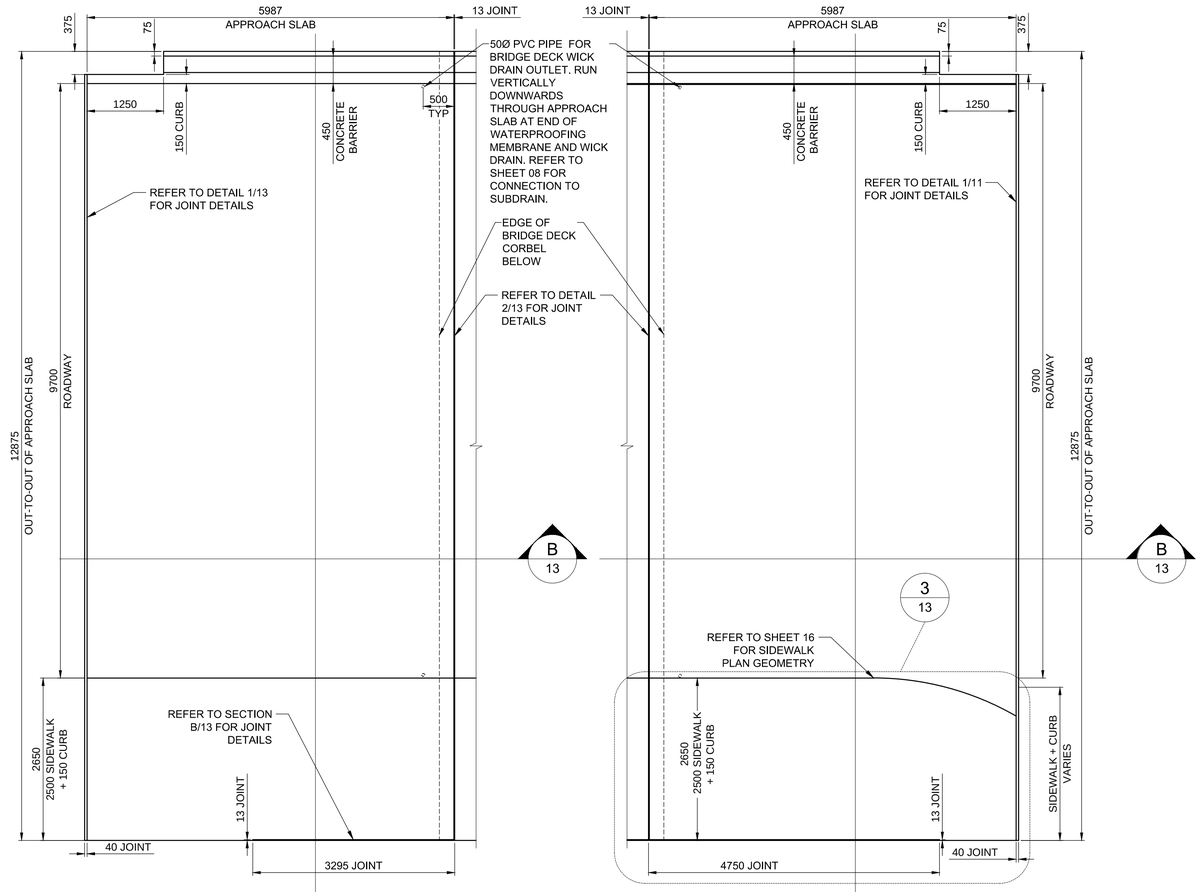

APPROACH SLAB PLAN

SCALE 1:50

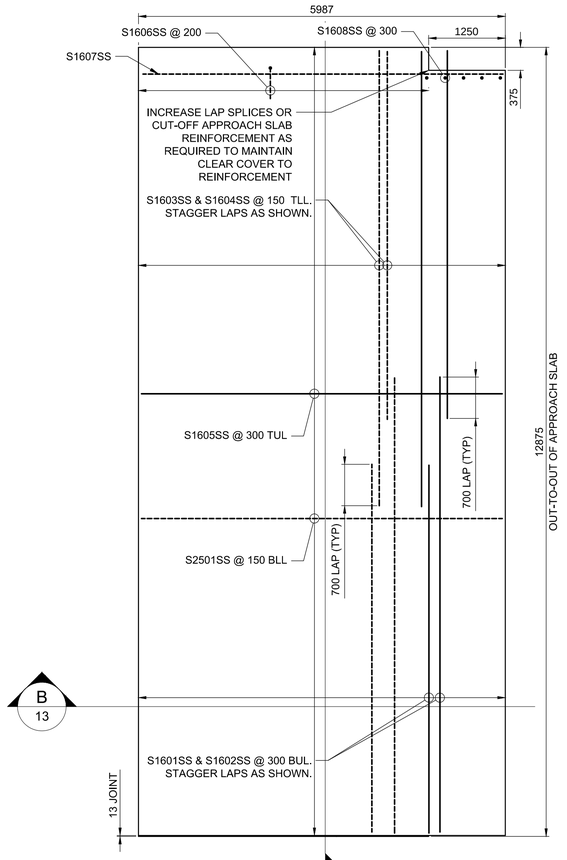

APPROACH SLAB PLAN

REINFORCEMENT

SCALE 1:50

NOTE:
EAST APPROACH SLAB SHOWN.
WEST APPROACH SLAB SIMILAR WHEN MIRRORED.

SYMBOLS FOR REINFORCING PLAN

TOP REINFORCING BAR

BOTTOM REINFORCING BAR

BRIDGE DECK SLAB & APPROACH SLAB REBAR LAYERS

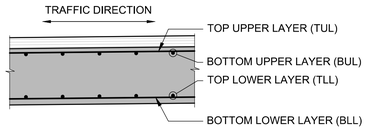

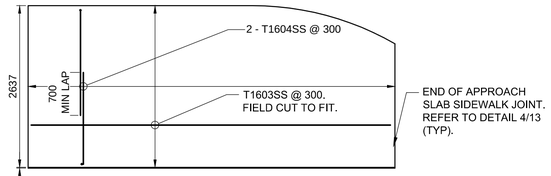

3/13 DETAIL

SIDEWALK REINFORCMENT

SCALE: 1:50

NOTE: EAST APPROACH SLAB SHOWN. WEST SIMILAR.

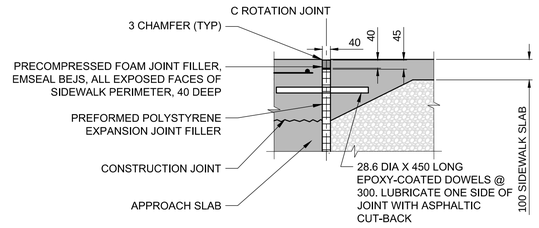

4/13 DETAIL

APPROACH SLAB TO CONCRETE SIDEWALK JOINT

SCALE: 1:15

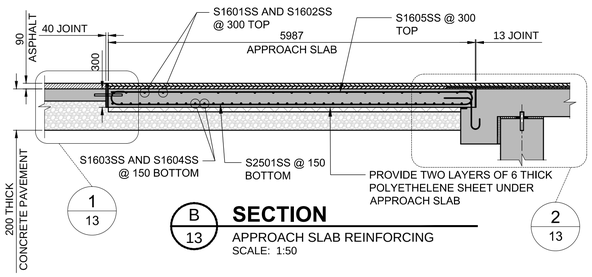

B/13 SECTION

APPROACH SLAB REINFORCING

SCALE: 1:50

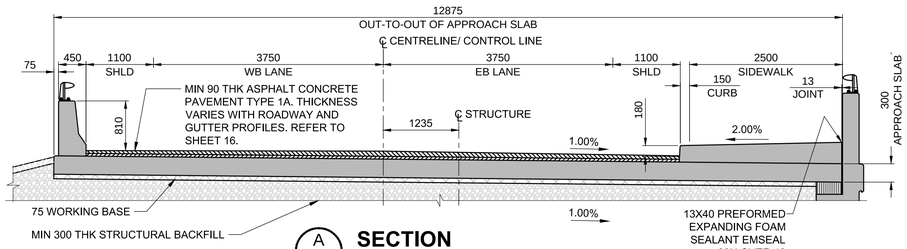

A/13 SECTION

APPROACH SLAB GEOMETRY

SCALE: 1:50

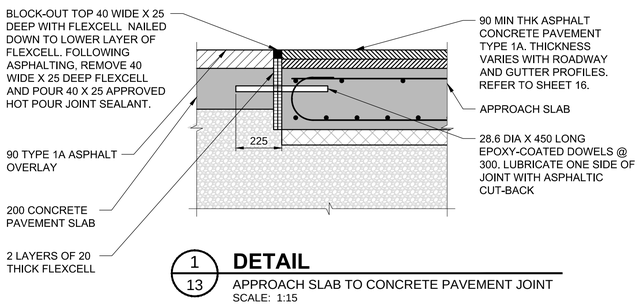

1/13 DETAIL

APPROACH SLAB TO CONCRETE PAVEMENT JOINT

SCALE: 1:15

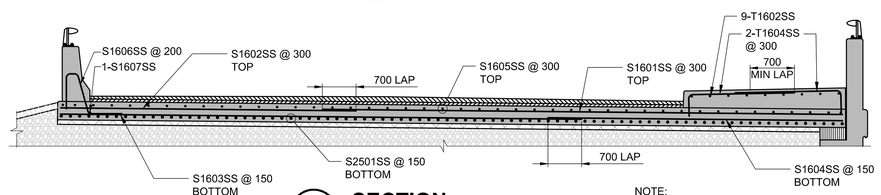

A/13 SECTION

APPROACH SLAB REINFORCEMENT

SCALE: 1:50

NOTE:
BARRIER REINFORCEMENT NOT SHOWN FOR CLARITY

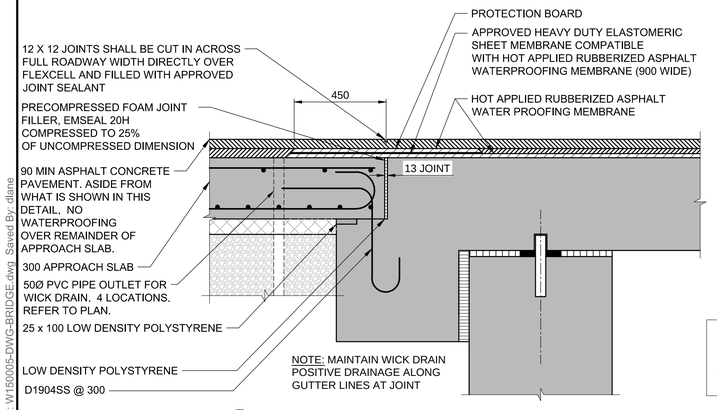

2/13 DETAIL

APPROACH SLAB TO BRIDGE DECK SLAB JOINT

SCALE: 1:15

BID OPPORTUNITY No. 775-2015

APEGM
Certificate of Authorization
MORRISON HERSHFIELD
No. 1736

METRIC
WHOLE NUMBERS INDICATE MILLIMETRES
DECIMALIZED NUMBERS INDICATE METRES

LOCATION APPROVED
UNDERGROUND STRUCTURES

SUPR. U/G STRUCTURES COMMITTEE — DATE

NOTE:
LOCATION OF UNDERGROUND STRUCTURES AS SHOWN ARE BASED ON THE BEST INFORMATION AVAILABLE BUT NO GUARANTEE IS GIVEN THAT ALL EXISTING UTILITIES ARE SHOWN OR THAT THE GIVEN LOCATIONS ARE EXACT. CONFIRMATION OF EXISTENCE AND EXACT LOCATION OF ALL SERVICES MUST BE OBTAINED FROM THE INDIVIDUAL UTILITIES BEFORE PROCEEDING WITH CONSTRUCTION.

BM ELEV

No.	REVISIONS	YY/MM/DD	BY
0	ISSUED FOR TENDER	15/10/22	DAN

MORRISON HERSHFIELD

DESIGNED BY	AGG	CHECKED BY	DAN
DRAWN BY	DML	APPROVED BY	BE
HOR. SCALE	AS SHOWN	ACCEPTED BY	DATE
VERT. SCALE	AS SHOWN	ORIGINAL DRAWING SIGNED BY: D.N. BURMEY, P.ENG.	15/10/22
DATE	15/04/24	D.N. BURMEY, P.ENG. BRIDGE PROJECTS ENGINEER	

PROFESSIONAL'S SEAL
PROVINCE OF MANITOBA
D.A. NEILSON
ORIGINAL SIGNED 15/10/22
37248
REGISTERED PROFESSIONAL ENGINEER

CONSULTANT DRAWING No.
W150005-DWG-BRIDGE.dwg

Winnipeg
THE CITY OF WINNIPEG
PUBLIC WORKS DEPARTMENT
ENGINEERING DIVISION

SASKATCHEWAN AVENUE AT OMAND'S CREEK BRIDGE REPLACEMENT

APPROACH SLABS

CITY DRAWING NUMBER B144-16-13

SHEET 13 OF 18

DRAWING No. 13 REV 0

A1 SIZE 594mm x 841mm

PLOT: 10/23/2015 10:58:36 AM

FILE NAME: W150005-DWG-BRIDGE.dwg Saved By: dlane