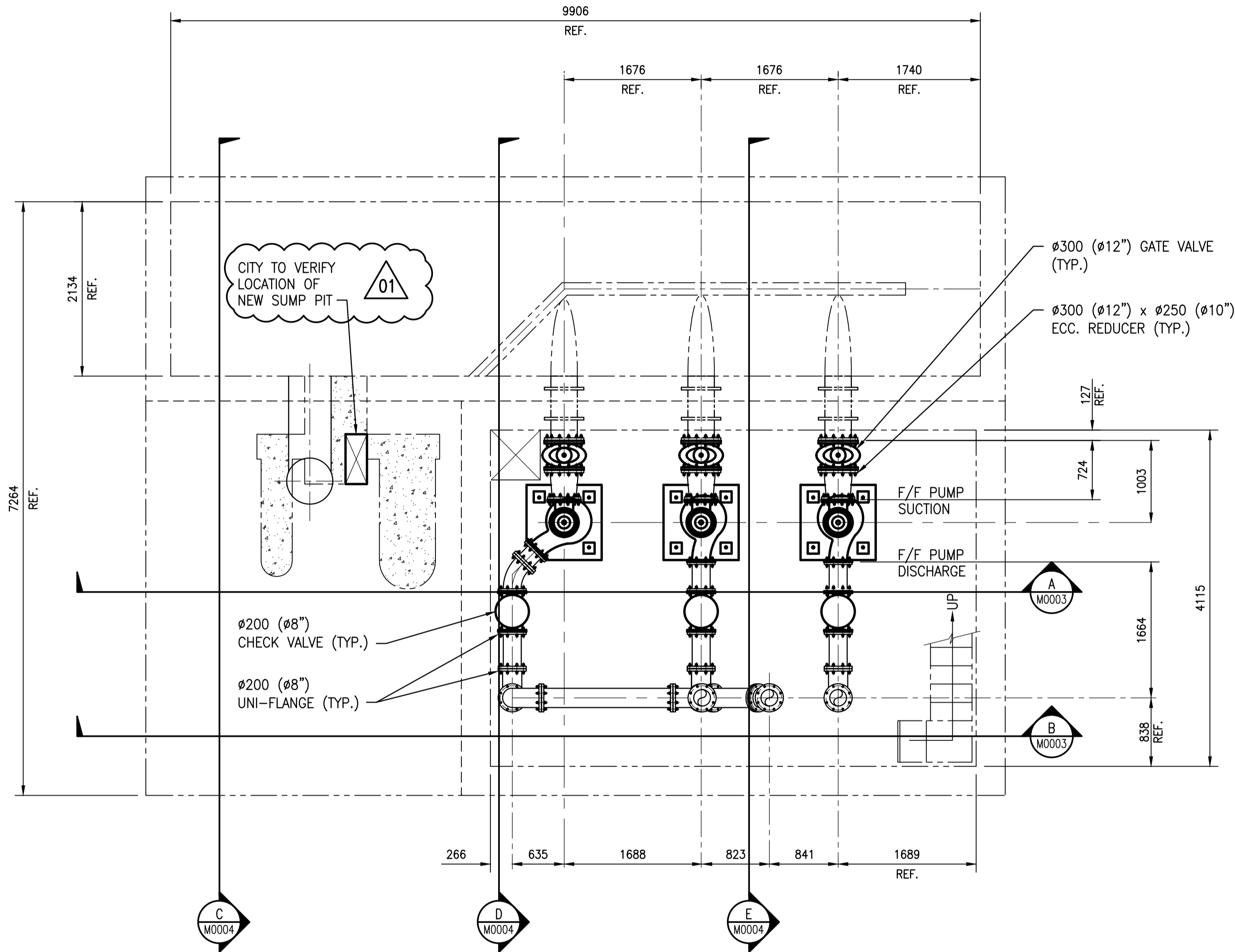


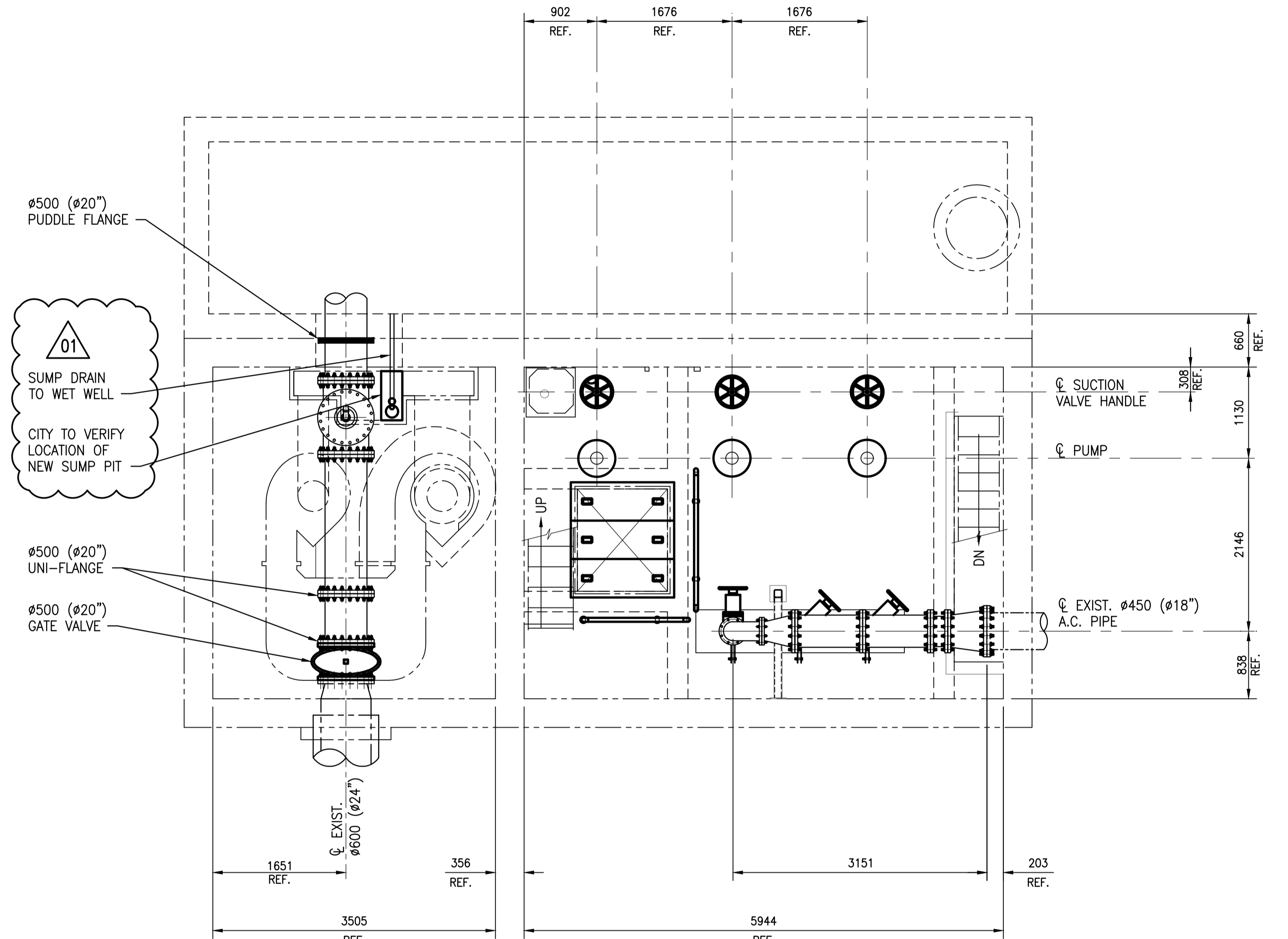
-ALL PLANS-



PLAN ABOVE EL. 224.269 (735'-9 1/2")

SCALE: 1 : 40

SECTION ARROWS SHOWN TYPICAL BOTH PLAN VIEWS

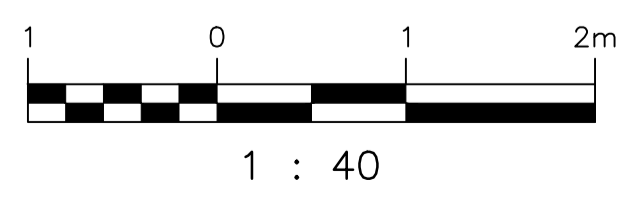


T.O. CONC.
EL. 226.589
(743'-4 3/8")

PLAN ABOVE EL. 227.635 (746'-10")

SCALE: 1 : 40

403-B	AINSLIE COMM. & PUMPING STATION - SUPERSTRUCTURE & DETAILS
403-A	AINSLIE COMM. & PUMPING STATION - REINFORCING DETAILS
403	AINSLIE COMM. & PUMPING STATION
DRAWING NUMBER	REFERENCE DRAWINGS



DESIGNED BY:	I. PARKINSON	CHECKED BY:	J. ALO
DRAWN BY:	B. DICKSON	APPROVED BY:	
SCALE:	1:40	ISSUED FOR CONSTRUCTION BY:	
DATE:	2015/06/22	DATE:	
CONSULTANT NO.:			
NO.	REVISIONS	DATE	DESIGN CHECK

ENGINEER'S SEAL

PRELIMINARY
NOT TO BE
USED FOR
CONSTRUCTION

THE CITY OF WINNIPEG
WATER AND WASTE DEPARTMENT

OLIVE WASTEWATER PUMPING STATION
2015 UPGRADES
PLANS
PIPING ARRANGEMENT

CITY DRAWING NUMBER: 1-0169L-M0002
SHEET: 001
REV: 01
SIZE: A1