A1 SIZE – 594mm x 841mm

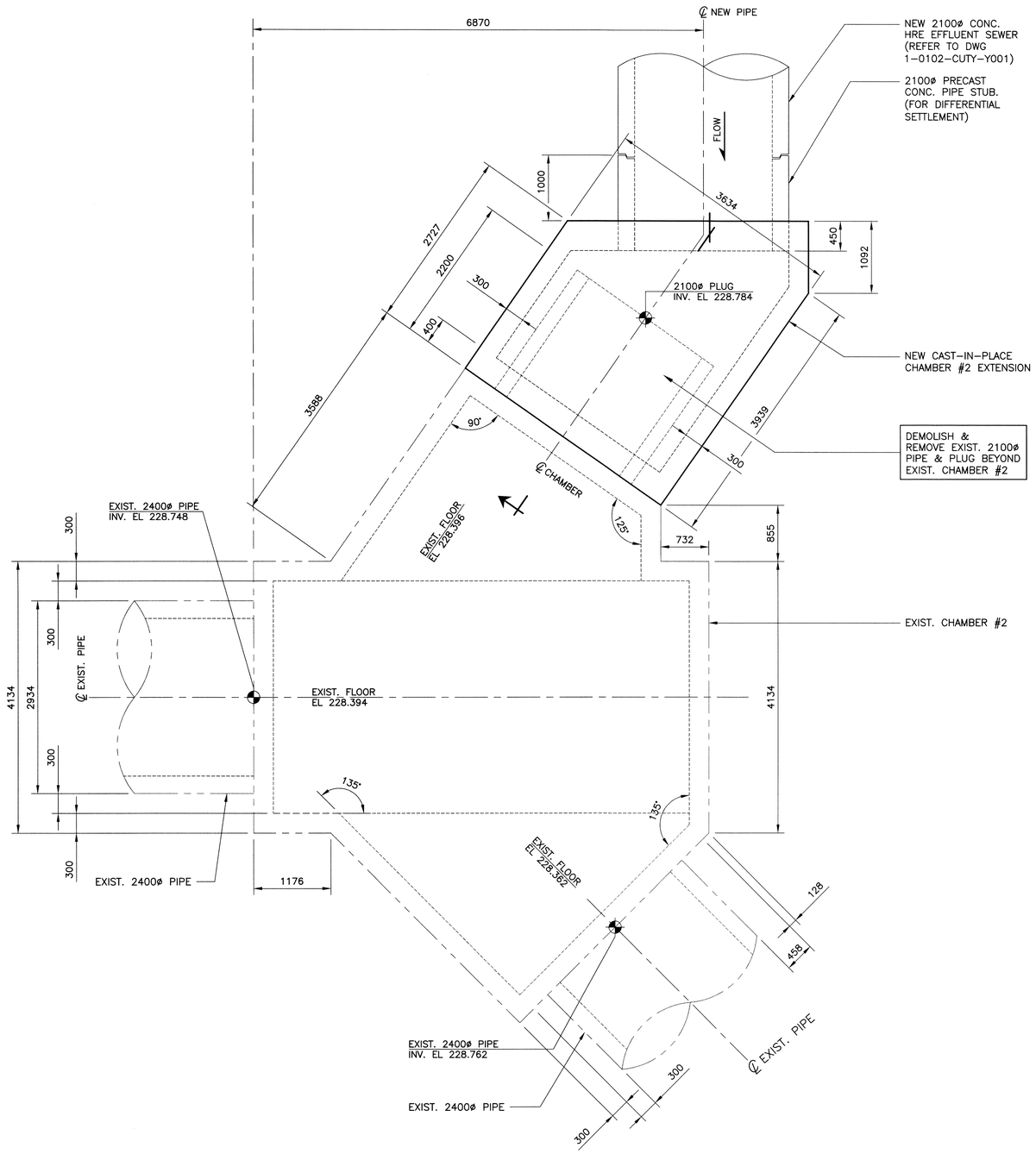

PLAN – CHAMBER #2

SCALE: 1:40

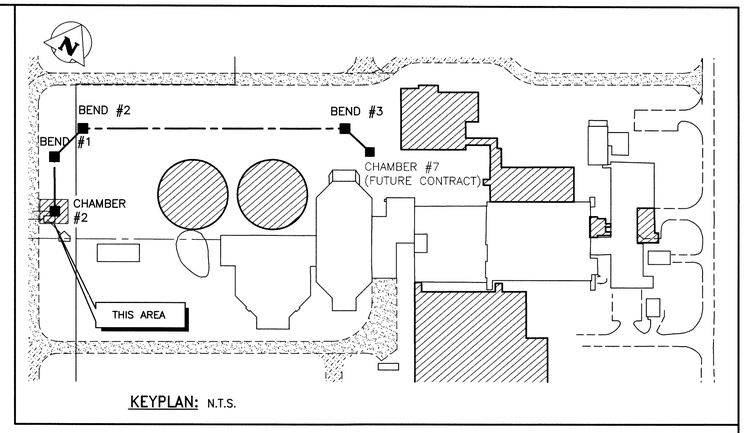

KEYPLAN: N.T.S.

NOTES:

1. ALL WORK TO BE IN ACCORDANCE WITH THE LATEST REVISION OF THE CITY OF WINNIPEG STANDARD CONSTRUCTION SPECIFICATIONS.

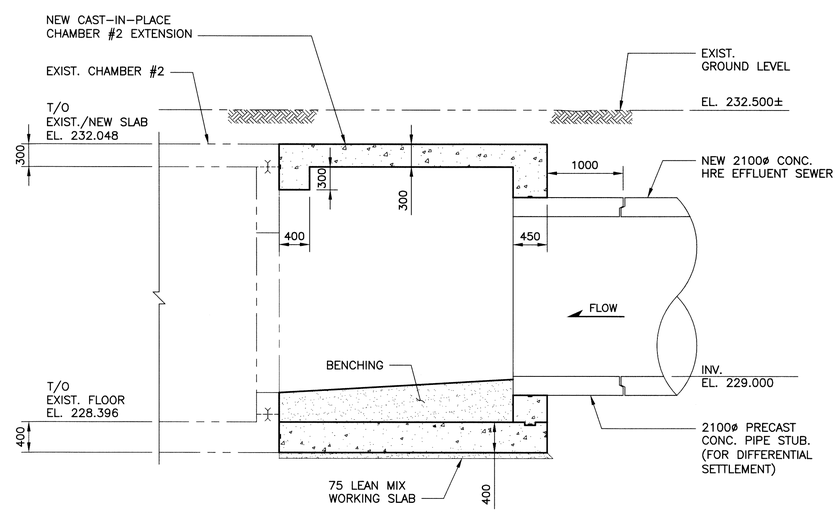

A SECTION

SCALE: 1:40

800 0 800 1600 2400 3200

SCALE: 1:40mm (24"x36")

APEGM Certificate of Authorization KGS Group No. 245

B.M. BRASS PLATE LOCATED IN GRADE BEAM OF ADMINISTRATION BUILDING
ELEV. 234.059

NO.	REVISIONS	DATE	DESIGN	CHECK
00	ISSUED FOR FOR ADD.1 – B.O. 899–2015	02/2016	KRD	CMS

CH2MHILL. SNC·LAVALIN KGS GROUP

DESIGNED BY: KRD	CHECKED BY: CMS
DRAWN BY: FBV	APPROVED BY: CMS
SCALE: AS NOTED	RELEASED FOR CONSTRUCTION BY:
DATE: 13/03/31	DATE:
CONSULTANT NO.: 13–0338–002	

ENGINEER'S SEAL: PROVINCE OF MANITOBA — G.M. SIEPMAN — Member — 20813 — REGISTERED PROFESSIONAL ENGINEER

Winnipeg — THE CITY OF WINNIPEG — WATER AND WASTE DEPARTMENT

SOUTH END WATER POLLUTION CONTROL CENTRE
SEWPCC UPGRADE/EXPANSION PROJECT
STRUCTURAL
SEWER BY–PASS PIPE
CHAMBER #2 EXTENSION

CITY DRAWING NUMBER	SHEET	REV.	SIZE
1–0102–CUTY–Y003	001	00	A1

LAST SAVE: 2016/02/17 – 3:50pm
PATH: P:\Projects\2013\13–0338–002\Doc.Control\ToBeIssued\DWG\1–0102–CUTY–Y003–001_Rev 00.dwg

PLOT DATE: Feb 17, 2016 – 3:50pm

FILE NAME: 1–0102–CUTY–Y003–001_Rev 00.dwg