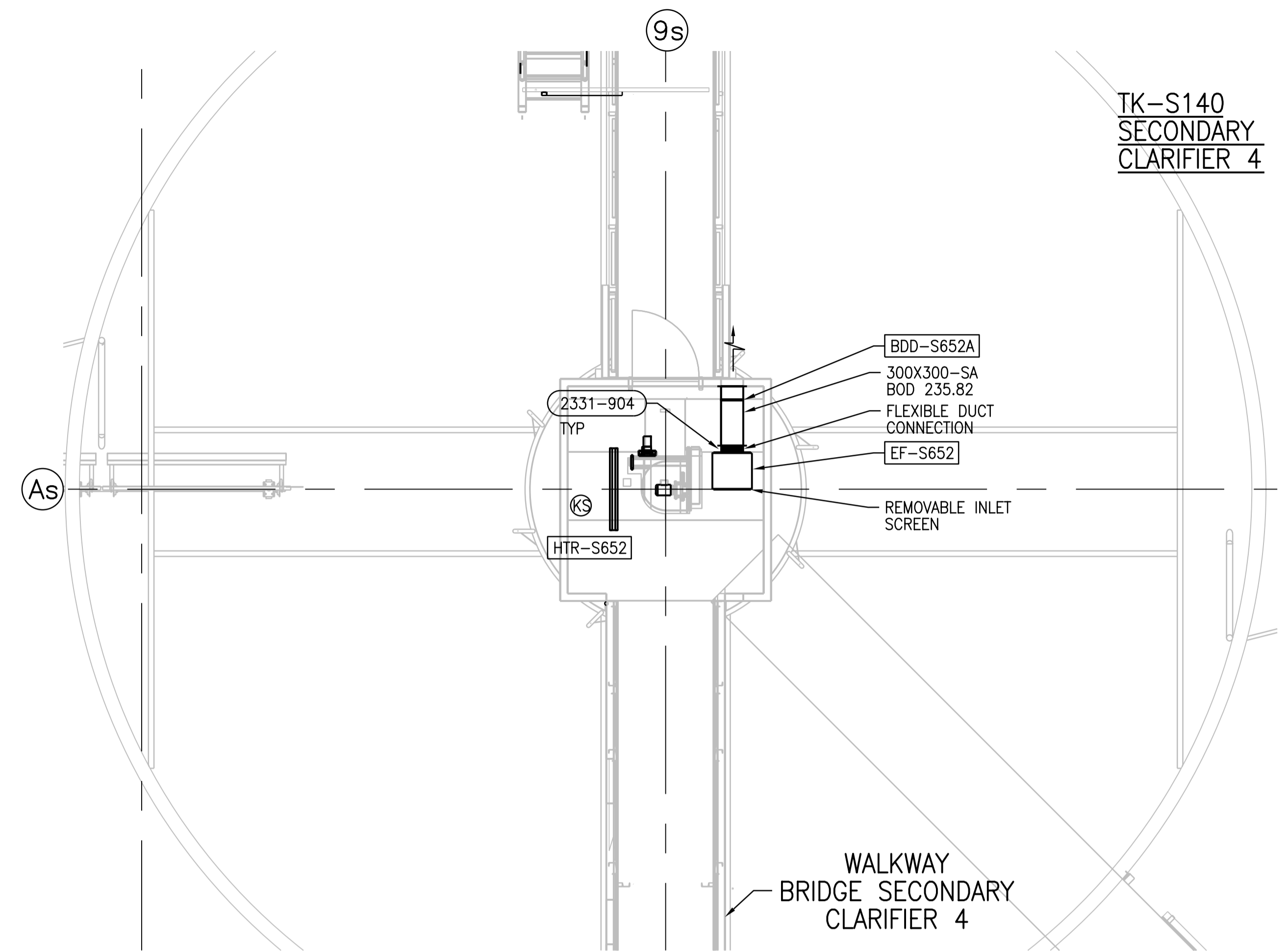


GROUND FLOOR PLAN - PART D
1:50



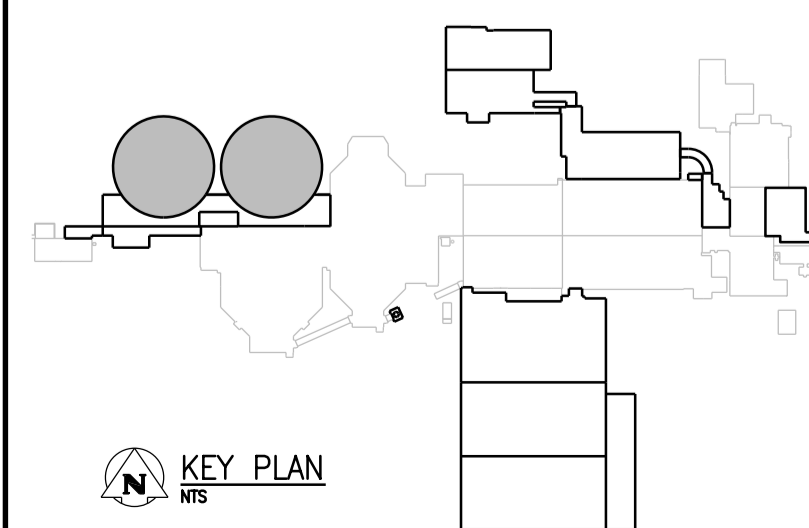
GROUND FLOOR PLAN - PART E
1:50

FIRE DAMPER SCHEDULE

TAG	DUCT SIZE	CONCRETE/CMU OPENING SIZE	LOCATION	DAMPER TYPE	MODEL	MATERIAL
FD-S630-1	650 DIA	725x770	PUMP ROOM	CR	130	GS61
FD-S640-1	400 DIA	475x500	PUMP ROOM	CR	130	GS61
FD-S640-2	300 DIA	375x400	PUMP ROOM	CR	130	GS61
FD-S640-3	400X400	425x475	ELECTRICAL ROOM	B	120	GS61
FD-S640-4	350X350	375x425	ELECTRICAL ROOM	B	120	GS61
FD-S640-5	200 DIA	275x300	LABORATORY	CR	130	GS61
FD-S650-1	650X650	675x750	MECHANICAL ROOM	B	120	GS61
FD-S650-2	650X650	675x750	LOADING AREA B	B	120	GS61
FD-S650-3	350 DIA	425x450	PUMP ROOM	CR	130	GS61
FD-S650-4	350 DIA	425x450	STORAGE ROOM	CR	130	GS61
FD-S650-5	250 DIA	325x350	PUMP ROOM	CR	130	GS61
FD-S650-6	250 DIA	325x350	WALKWAY BRIDGE SC 4	CR	130	GS61
FD-S650-7	400X400	425x475	PUMP ROOM	B	120	GS61
FD-S650-8	300 DIA	325X350	WALKWAY A	CR	130	GS61
FD-S651-1	450X450	475x550	LOADING AREA B	B	120	GS61
FD-S651-2	200X150	225X225	WALKWAY A	B	120	GS61
FD-S651-3	300X300	325X375	WALKWAY A	B	120	GS61

NOTE: DAMPER MANUFACTURER, NAILOR HART

NOTES:
1. REFER TO DUCT SCHEDULE FOR MATERIAL




NO.	REVISIONS	DATE	DESIGN	CHECK
00	ISSUED FOR ADD. 2 - B.O.899-2015	02/2016	A.B.	T.T.

CH2MHILL
SNC-LAVALIN

DESIGNED BY: D. LE
DRAWN BY: A. BERSHTEIN
SCALE: 1:50
DATE: 2016/01/29

CHECKED BY: T. TRAN
APPROVED BY: H.T. FREIHAMMER
ISSUED FOR CONSTRUCTION BY: T. TURZAK
DATE: 2016/01/29

CONSULTANT NO.: 474248



THE CITY OF WINNIPEG
Winnipeg WATER AND WASTE DEPARTMENT

SOUTH END WATER POLLUTION CONTROL CENTRE
SEWPC UPGRADING/EXPANSION PROJECT
MECHANICAL
SECONDARY CLARIFIERS 4 AND 5
HVAC - GROUND FLOOR PLAN - PART D AND E

CITY DRAWING NUMBER: 1-0102-MGAD-S609
SHEET: 001
REV.: 00
SIZE: A1