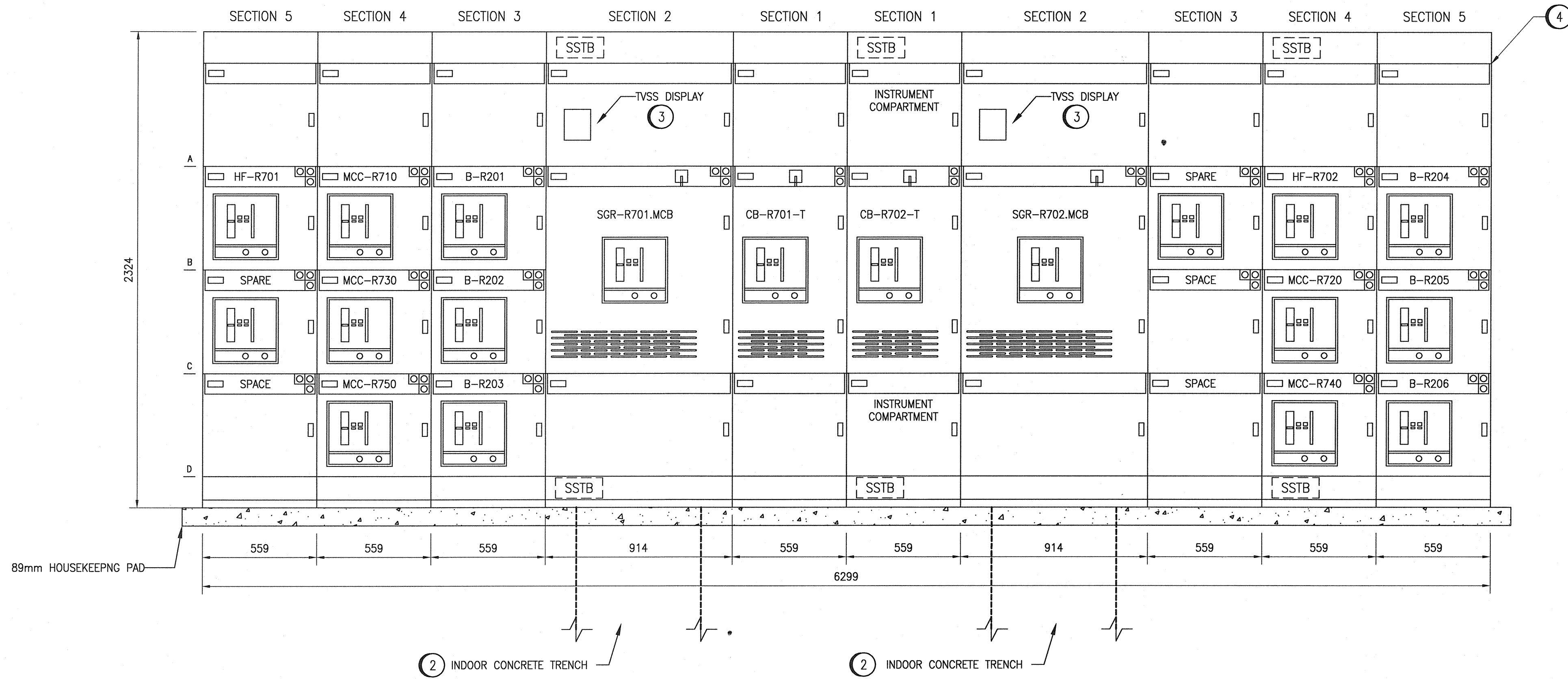
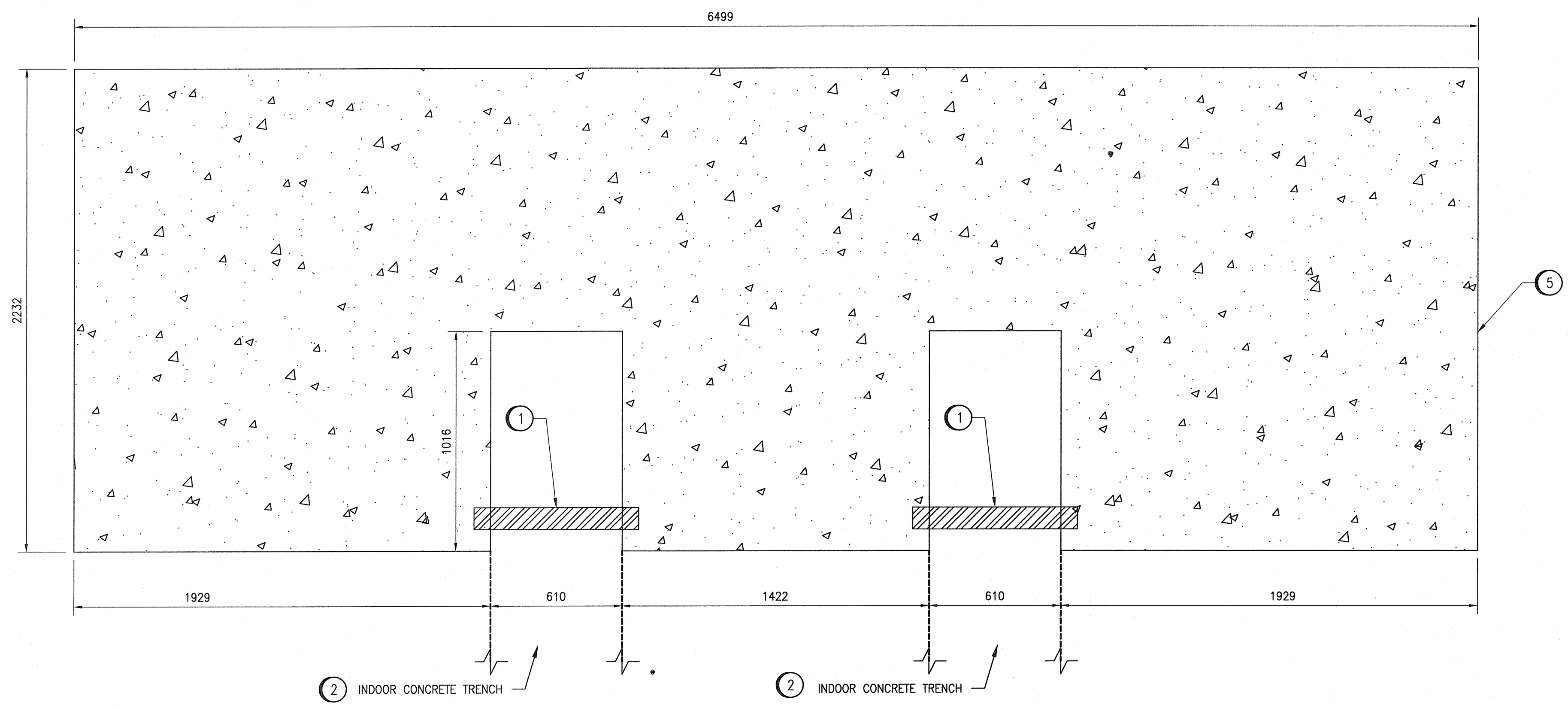


A1 SIZE - 594mm x 841mm



**SGR-R701 & SGR-R702 LAYOUT**  
SCALE: 1 : 15



**HOUSEKEEPING PAD**  
SCALE: 1 : 15

**SPECIFIC NOTES**

- ① PROVIDE A WT75x9x762 STEEL BEAM ACROSS OPENINGS OF HOUSEKEEPING PAD AS SHOWN TO SUPPORT THE SWITCHGEARS. THE STEEL BEAM SHALL BE EMBEDDED WITH THE TOP OF THE FLANGE FLUSH WITH THE TOP OF THE CONCRETE (WEB DOWN).
- ② REFER TO ECRT-R002-001 SECTION FOR DETAILS OF INDOOR TRENCH.
- ③ TVSS UNIT AND ACCOMPANYING 60A, 3P BREAKER LOCATED IN THE REAR CABLE SECTION. PROVIDE TVSS REMOTE DISPLAY UNIT ON FRONT COVER.
- ④ ELEVATION SHOWN IS BASED ON SQUARE D EQUIPMENT.
- ⑤ CONFIRM HOUSEKEEPING PAD DIMENSIONS BASED ON ACTUAL EQUIPMENT SUPPLY.


LAST SAVE: 2016/01/27 - 12:12pm  
PATH: C:\pw\_workdir\ch2mhill\wbg\mpo06714\0356455\1-0102-ECBD-R005.dwg



00	ISSUED FOR TENDER - B.O. 899-2015	01/2016	WE	DEB
NO.	REVISIONS	DATE	DESIGN	CHECK

**CH2MHILL.**  
SNC-Lavalin  
DESIGNED BY: V. ELIMBAN  
DRAWN BY: MJ. PERSSON  
SCALE: 1:15  
DATE: 2015/10/06

**KGS GROUP**  
CHECKED BY: D. BECKER  
APPROVED BY: E. RYCZKOWSKI  
ISSUED FOR CONSTRUCTION  
DATE:



**THE CITY OF WINNIPEG**  
WATER AND WASTE DEPARTMENT

SOUTH END WATER POLLUTION CONTROL CENTRE  
SEWPCC UPGRADING/EXPANSION PROJECT  
ELECTRICAL - MCC/CABINET DRAWING  
BIOREACTORS/BLOWER BUILDING  
SGR-R701 & SGR-R702 LAYOUT

CITY DRAWING NUMBER: 1-0102-ECBD-R005  
SHEET: 001  
REV: DO  
SIZE: A1