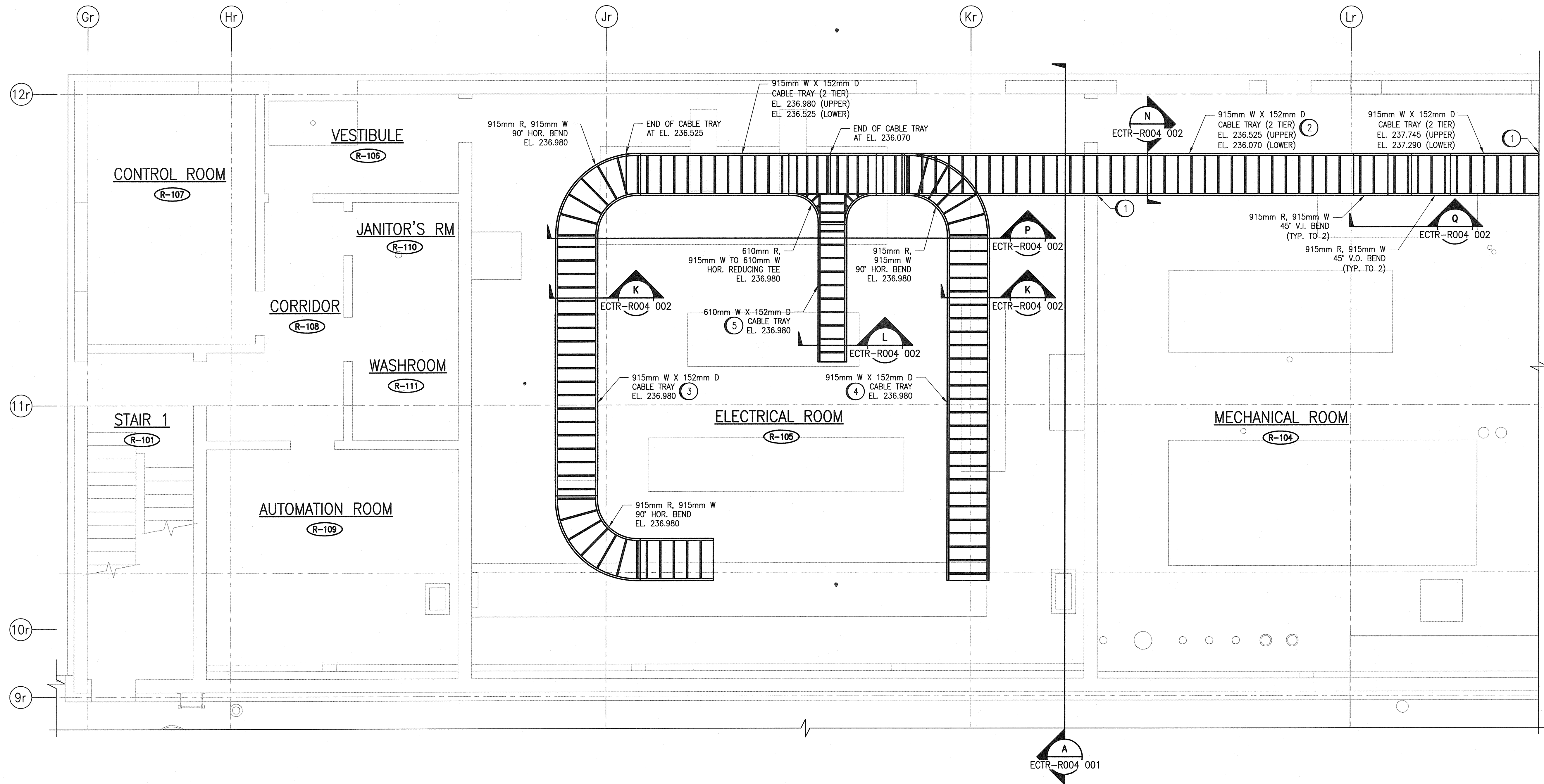
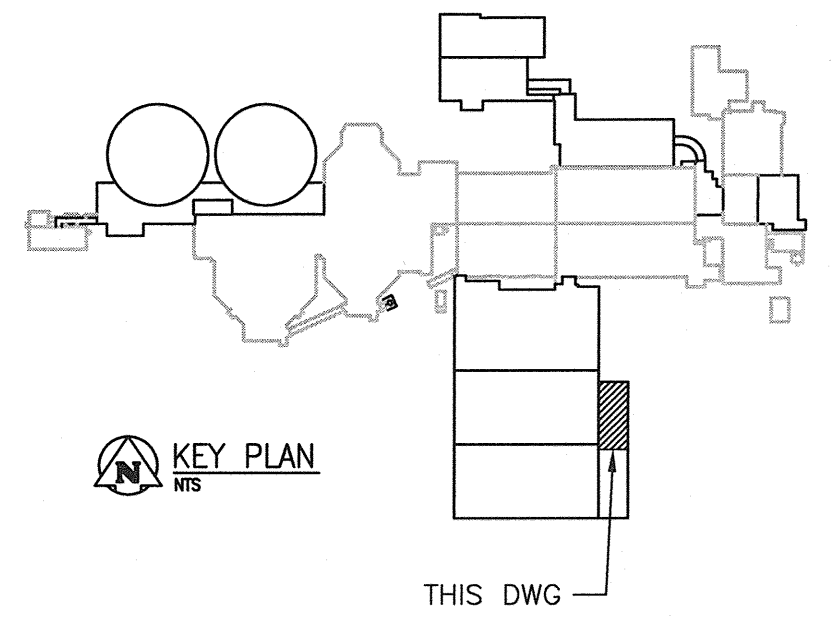


**GENERAL NOTES:**

1. REFER TO DWG. ECTR-R001 001 FOR GENERAL NOTES.
2. NOT ALL CABLE TRAYS ARE SHOWN ON THIS DRAWING FOR CLARITY. REFER TO DWG. ECTR-R001 001 FOR ADDITIONAL CABLE TRAY LAYOUT.

**SPECIFIC NOTES:**


1. PROVIDE FIRE RATED ASSEMBLY AND SEAL ALL CABLES PENETRATING THE WALL / FLOOR TO SEPARATE THE AREAS.
2. CABLE TRAY DEDICATED ONLY FOR MAIN POWER CABLES TO AIR BLOWER AUTO-TRANSFORMERS.
3. FOR MAIN POWER CABLES TO MCC-R710, MCC-R730 AND HF-R701-1/HF-R701-2.
4. FOR MAIN POWER CABLES TO MCC-R720, AND HF-R702-1/HF-R702-2.
5. FOR MAIN POWER CABLES TO MCC-R740 AND MCC-R750.



**PARTIAL GROUND FLOOR PLAN**  
SCALE: 1 : 50

LAST SAVE: 2016/01/27 - 12:38pm  
PATH: C:\pw\_workdir\ch2mhill\wbg\moo06714\d0356455\1-0102-ECTR-R001-003.dwg

1-0102-ECTR-R004	CABLE TRAY DETAILS
REFERENCE DRAWINGS	DESCRIPTION




00	ISSUED FOR TENDER - B.O. 899-2015	01/2016	SLJ	DEB
NO.	REVISIONS	DATE	DESIGN	CHECK

**CH2MHILL.**  
SNC-LAVALIN

DESIGNED BY: S. JUGANAS  
DRAWN BY: S. JUGANAS  
SCALE: 1:50  
DATE: 2015/11/09

CHECKED BY: D. BECKER  
APPROVED BY: E. RYCZKOWSKI  
ISSUED FOR CONSTRUCTION BY: T. TURZAK  
DATE: 2016/01/29

CONSULTANT NO.: 474248



**THE CITY OF WINNIPEG**  
WATER AND WASTE DEPARTMENT

SOUTH END WATER POLLUTION CONTROL CENTRE  
SEWPCC UPGRADING/EXPANSION PROJECT  
ELECTRICAL - CABLE TRAY LAYOUT  
BIOREACTORS/BLOWER BUILDING  
GROUND FLOOR PLAN

CITY DRAWING NUMBER: 1-0102-ECTR-R001  
SHEET: 003  
REV: 00  
SIZE: A1