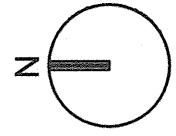
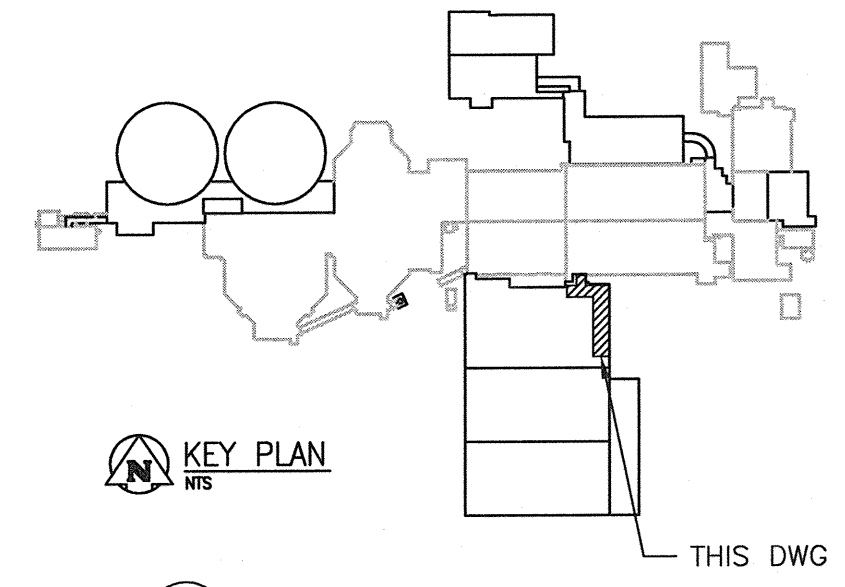


A1 SIZE - 594mm x 841mm



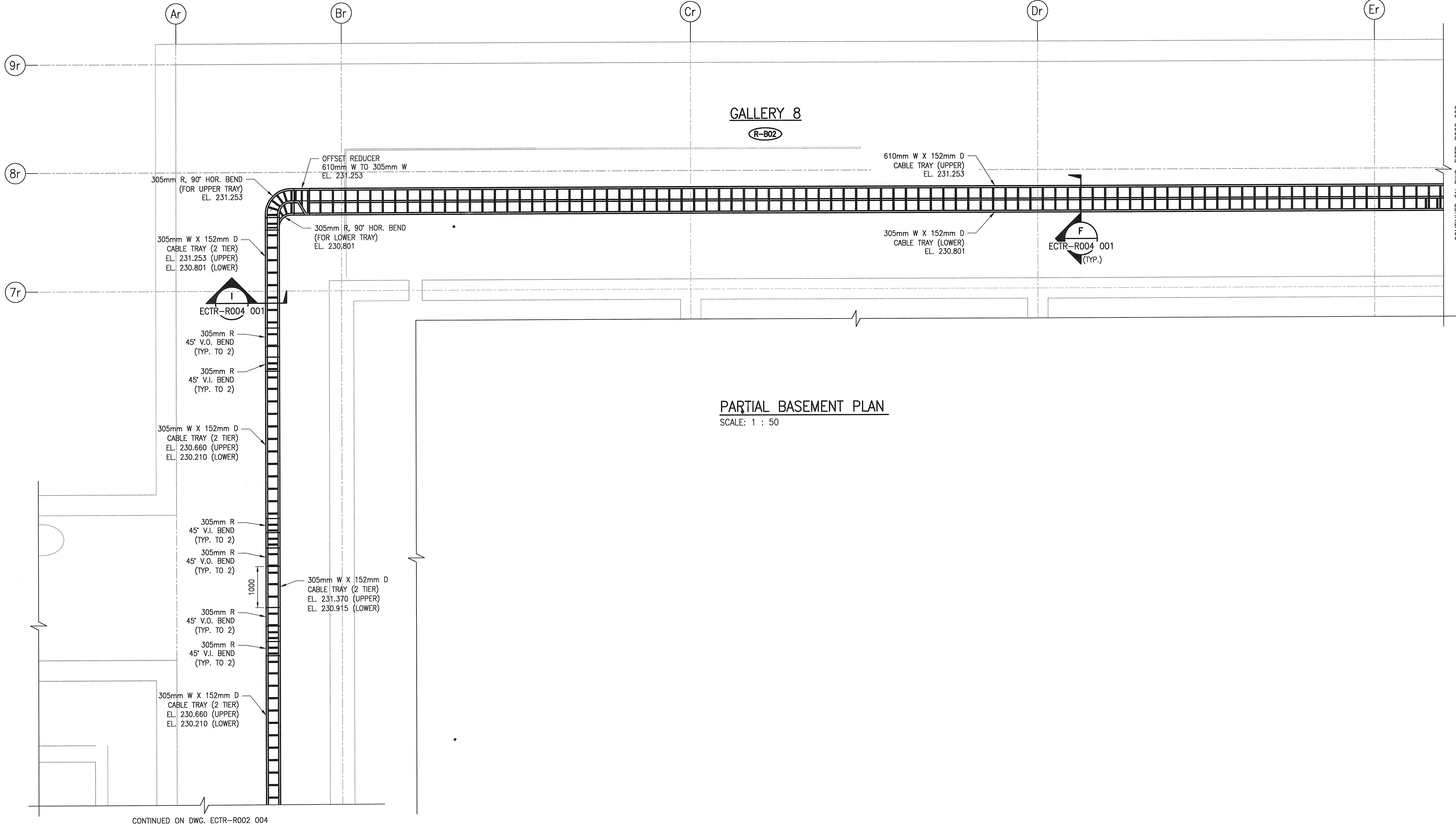
GENERAL NOTES:

1. REFER TO DWG. ECTR-R001 001 FOR GENERAL NOTES.



KEY PLAN

THIS DWG



CONTINUED ON DWG. ECTR-R002 002

CONTINUED ON DWG. ECTR-R002 004


LAST SAVE: 2016/01/27 - 12:43pm
PATH: C:\p\workdir\ch2mhill\wg\mp006714\0356465\1-0102-ECTR-R002-001.dwg

1-0102-ECTR-R004	SECTIONS AND DETAILS
REFERENCE DRAWINGS	DESCRIPTION



NO.	REVISIONS	DATE	DESIGN	CHECK
00	ISSUED FOR TENDER - B.O. 899-2015	01/2016	SLJ	DEB

CH2MHILL.	
DESIGNED BY: S. JUGANAS	CHECKED BY: D. BECKER
DRAWN BY: S. JUGANAS	APPROVED BY: E. RYCKOWSKI
SCALE: 1:50	ISSUED FOR CONSTRUCTION BY: T. TURZAK
DATE: 2015/10/01	DATE: 2016/01/29
CONSULTANT NO.: 474248	



THE CITY OF WINNIPEG
WATER AND WASTE DEPARTMENT

SOUTH END WATER POLLUTION CONTROL CENTRE
SEWPCC UPGRADING/EXPANSION PROJECT
ELECTRICAL - CABLE TRAY LAYOUT
BIOREACTORS/BLOWER BUILDING
BASEMENT PLAN

CITY DRAWING NUMBER	SHEET	REV.	SIZE
1-0102-ECTR-R002	001	00	A1